

SORVEGLIANZA ACCESSI PRONTO SOCCORSO

Nota metodologica

Il presente report mostra i dati relativi al numero di accessi settimanali nei Pronto Soccorso di Regione Lombardia; vengono riportati gli accessi totali e classificati in base alla diagnosi alla dimissione e suddivisi per fascia di età ed ATS di afferenza del Pronto Soccorso. La fonte dei dati è il flusso EUOL (Emergenze Urgenze Online).

Sulla base della diagnosi attribuita alla dimissione del Pronto Soccorso (codifica ICD-9CM) gli accessi sono stati suddivisi in:

1. Diagnosi di **sindromi respiratorie**
2. Diagnosi di **sindromi simi-influenzali (influenza-like illness, ILI)**
3. Diagnosi di **polmoniti**

Il framework utilizzato per la classificazione degli accessi è quello proposto dai Centers for Disease Control and Prevention (U.S. CDC), integrato con i codici relativi al COVID-19.

Si sottolinea inoltre che il flusso EUOL proveniente dai Pronto Soccorso dell'ATS PAVIA – Fondazione IRCCS Policlinico San Matteo, ASST PAVIA (Ospedale di Voghera e Vigevano) – presentano alcuni dati mancanti per le settimane n° 29-49 del 2023, pertanto i grafici relativi agli accessi suddivisi per ATS mostrano una flessione nel numero di accessi relativamente al periodo indicato.

Grafici rappresentati

Nei grafici la linea **verde** (denominata "Valore Attuale") mostra il dato relativo alla settimana riportata sull'asse x. L'area in **grigio** rappresenta i valori relativi alla stessa settimana nei 4 anni precedenti ordinati dal minimo al massimo.

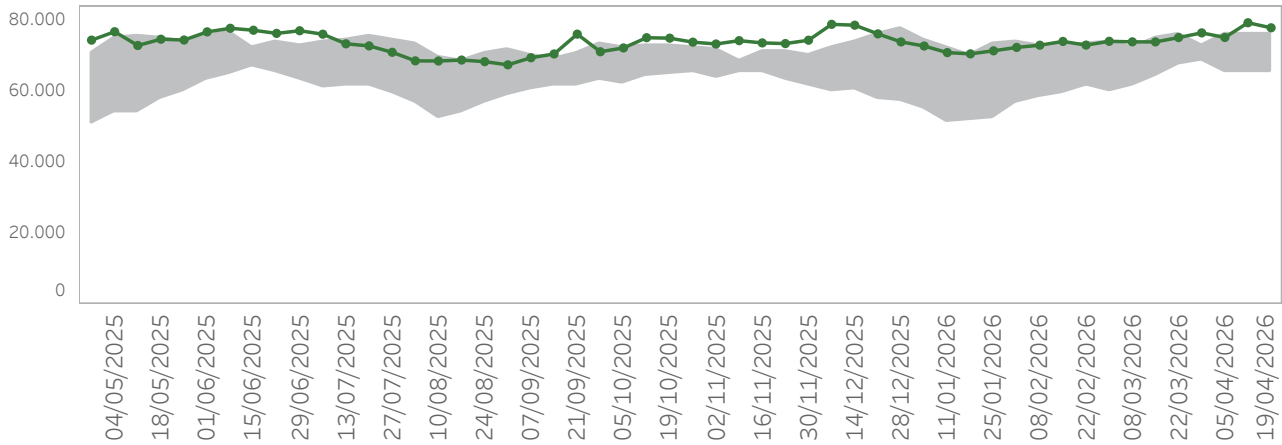
Codifica delle settimane rappresentate:

Settimana	Inizio	Fine
11	09/03/2026	15/03/2026
12	16/03/2026	22/03/2026
13	23/03/2026	29/03/2026
14	30/03/2026	05/04/2026
15	06/04/2026	12/04/2026
16	13/04/2026	19/04/2026

1. ACCESSI TOTALI

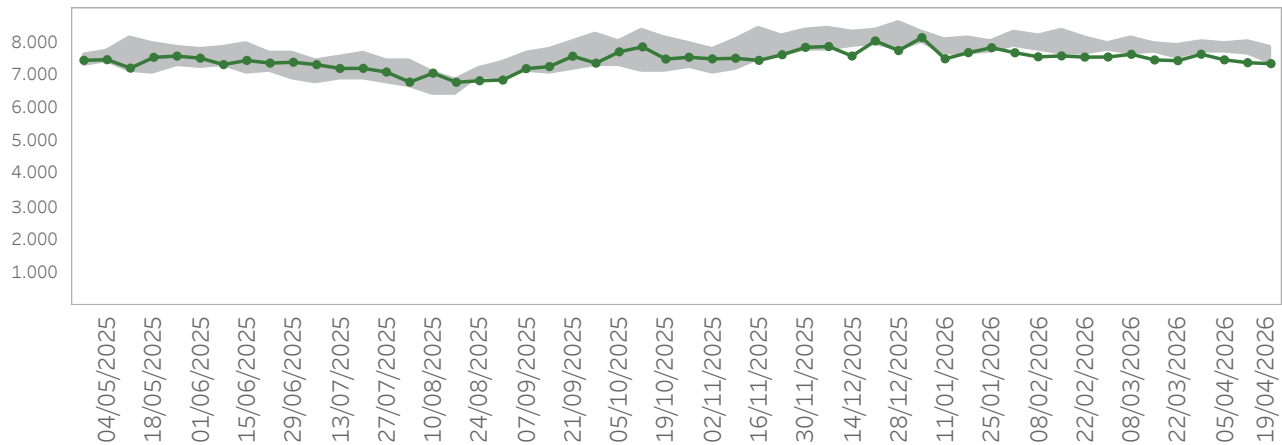
Ultimo giorno di analisi: 19/04/2026

Accessi Totali in Pronto Soccorso



Settimana	2022	2023	2024	2025	2026
11	64.265	67.927	74.807	72.027	73.685
12	67.194	68.460	75.785	70.453	74.914
13	68.298	68.929	69.320	72.509	76.229
14	66.995	65.367	74.128	76.232	74.939
15	64.929	67.227	75.747	75.236	79.073
16	65.432	66.843	75.880	68.542	77.655

Ricoveri Totali da Pronto Soccorso

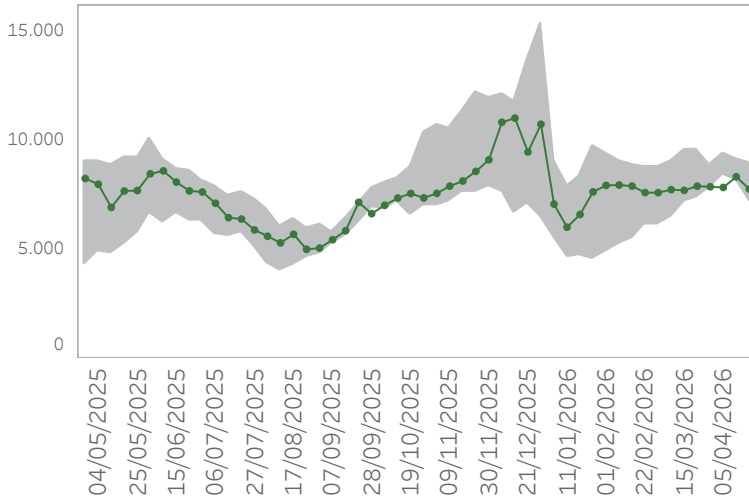


Settimana	2022	2023	2024	2025	2026
11	7.820	7.851	7.989	7.722	7.477
12	7.877	7.908	7.939	7.533	7.455
13	8.046	8.064	7.718	7.840	7.651
14	7.692	7.878	8.016	7.800	7.480
15	7.619	8.034	8.001	7.695	7.394
16	7.821	7.823	7.892	7.359	7.364

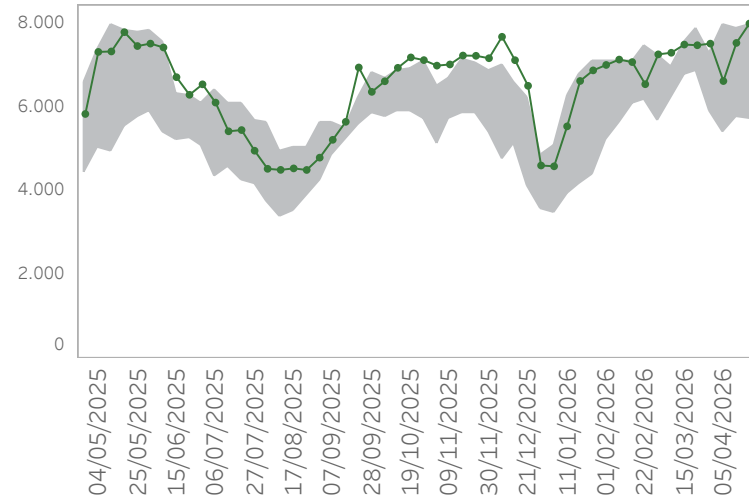
Ultimo giorno di analisi: 19/04/2026

Accessi Totali per fascia d'età

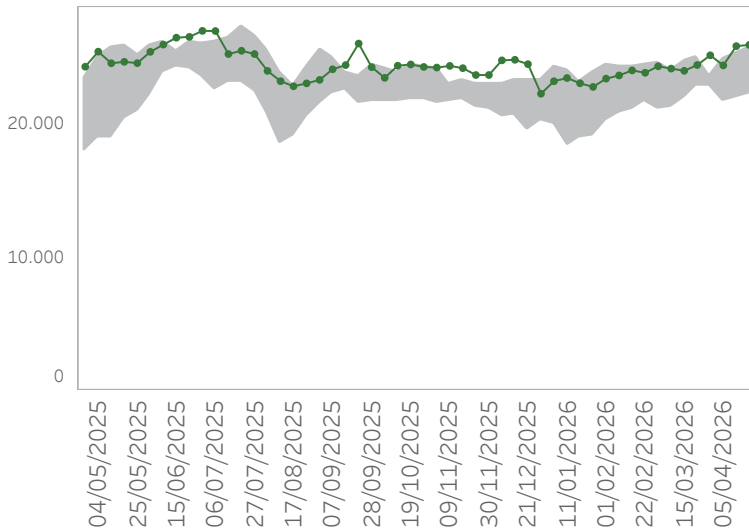
0-9



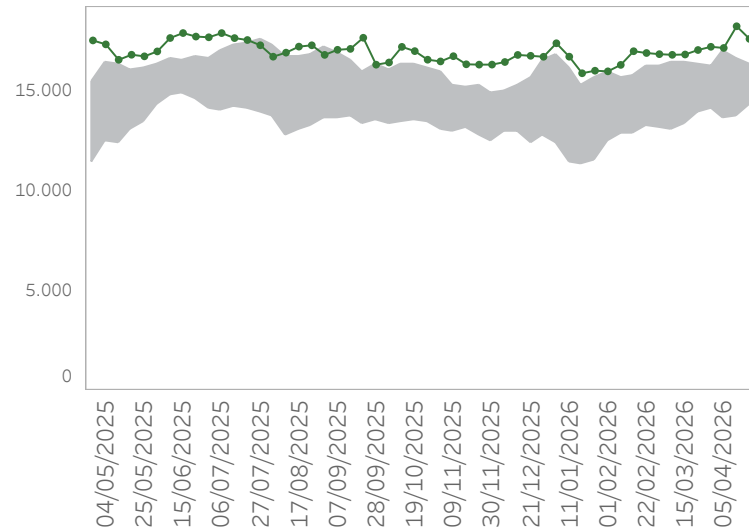
10-19



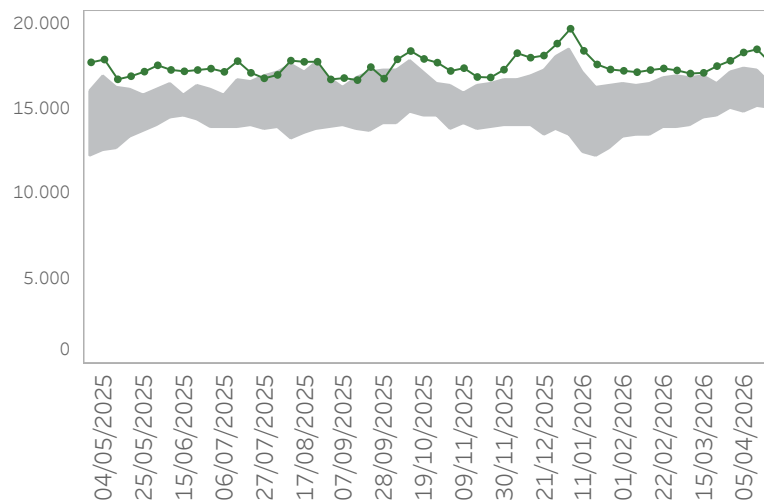
20-49



50-70



70+



Ultimo giorno di analisi: 19/04/2026

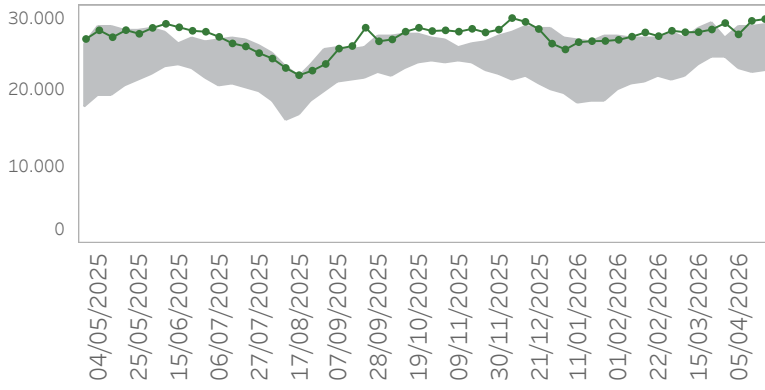
Accessi Totali per fascia d'età

Fascia d'età	Settimana	2022	2023	2024	2025	2026
0-9	11	7.541	8.978	9.517	7.209	7.687
	12	8.532	8.759	9.516	7.351	7.877
	13	8.383	8.856	8.571	7.810	7.850
	14	8.540	8.652	9.383	8.430	7.819
	15	8.165	8.431	9.089	8.102	8.305
	16	7.463	8.098	8.917	7.211	7.746
10-19	11	6.790	6.771	7.539	6.935	7.475
	12	7.161	6.854	7.845	6.862	7.459
	13	7.041	6.880	5.889	7.236	7.497
	14	6.870	5.405	6.924	7.931	6.607
	15	5.757	5.979	7.754	7.847	7.514
	16	5.738	6.305	7.943	5.684	7.975
20-49	11	22.073	22.882	24.863	24.021	24.081
	12	22.968	22.930	25.192	23.429	24.517
	13	23.698	22.892	23.628	23.635	25.248
	14	23.175	21.754	24.680	24.965	24.488
	15	22.122	22.450	25.375	24.889	25.938
	16	22.796	22.434	25.828	23.151	26.031
50-70	11	13.410	14.482	16.236	16.509	16.896
	12	13.964	14.522	16.377	16.001	17.122
	13	14.191	14.955	15.042	16.251	17.283
	14	13.652	14.114	16.354	17.064	17.225
	15	13.788	14.745	16.527	16.662	18.315
	16	14.389	14.412	16.403	15.595	17.681
70+	11	14.441	14.790	16.272	16.962	17.123
	12	14.552	15.376	16.334	16.418	17.518
	13	14.971	15.344	15.738	17.191	17.833
	14	14.747	15.426	16.378	17.394	18.320
	15	15.076	15.604	16.513	17.228	18.506
	16	15.036	15.581	16.482	16.469	17.713

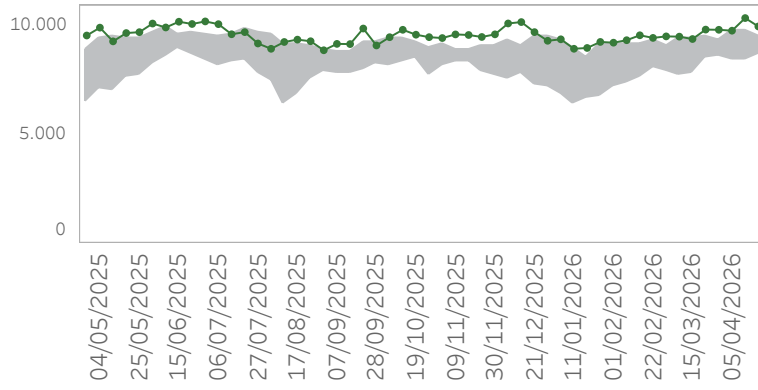
Ultimo giorno di analisi: 19/04/2026

Accessi Totali per ATS

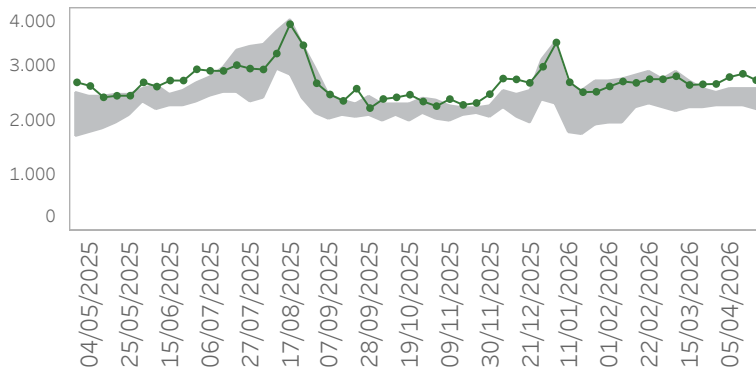
ATS della città Metropolitana di Milano



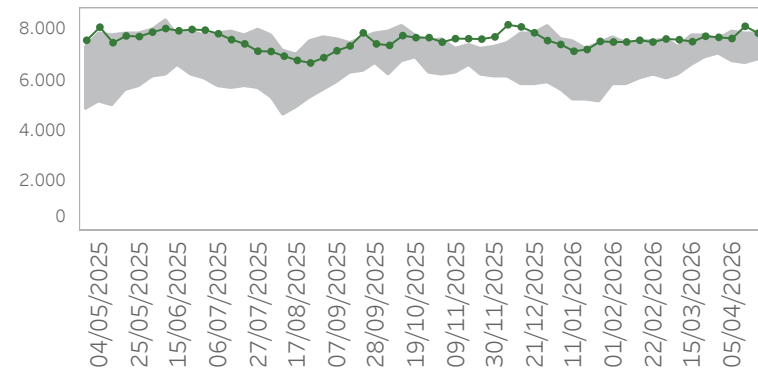
ATS dell'Insubria



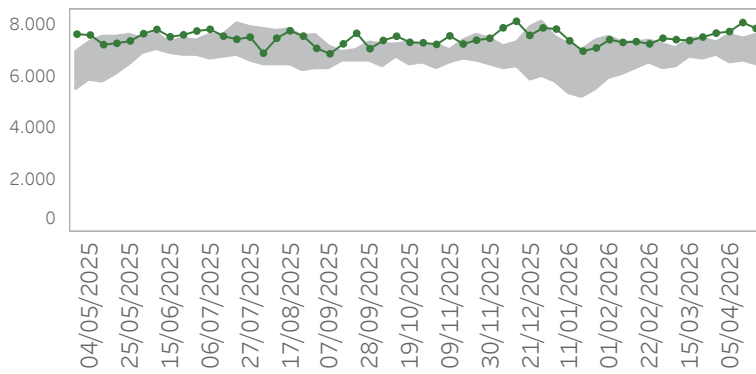
ATS della Montagna



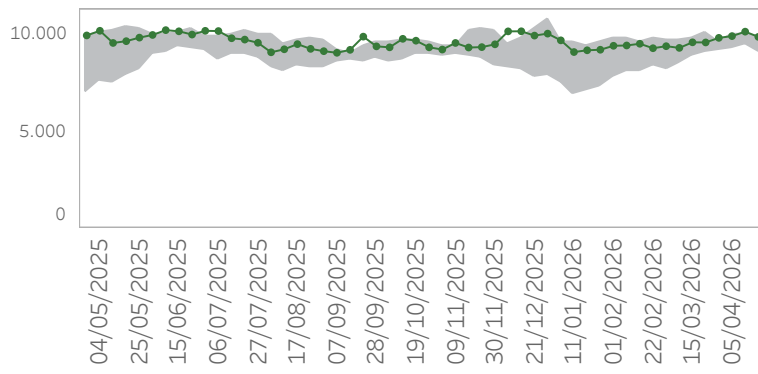
ATS della Brianza



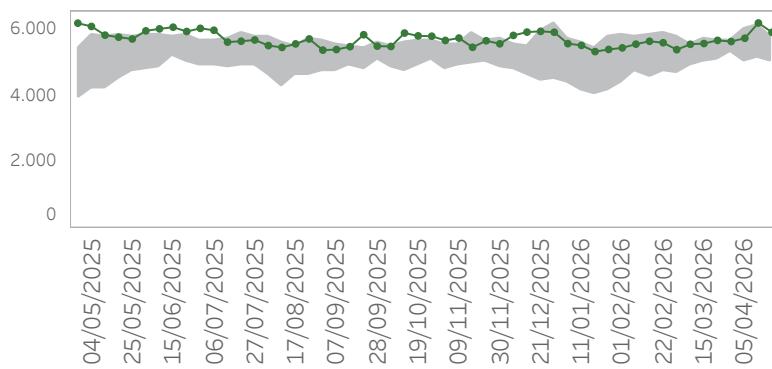
ATS di Bergamo



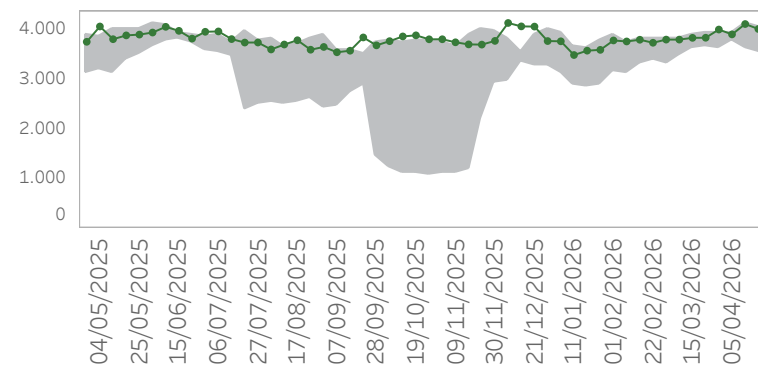
ATS di Brescia



ATS della Val Padana



ATS di Pavia



Ultimo giorno di analisi: 19/04/2026

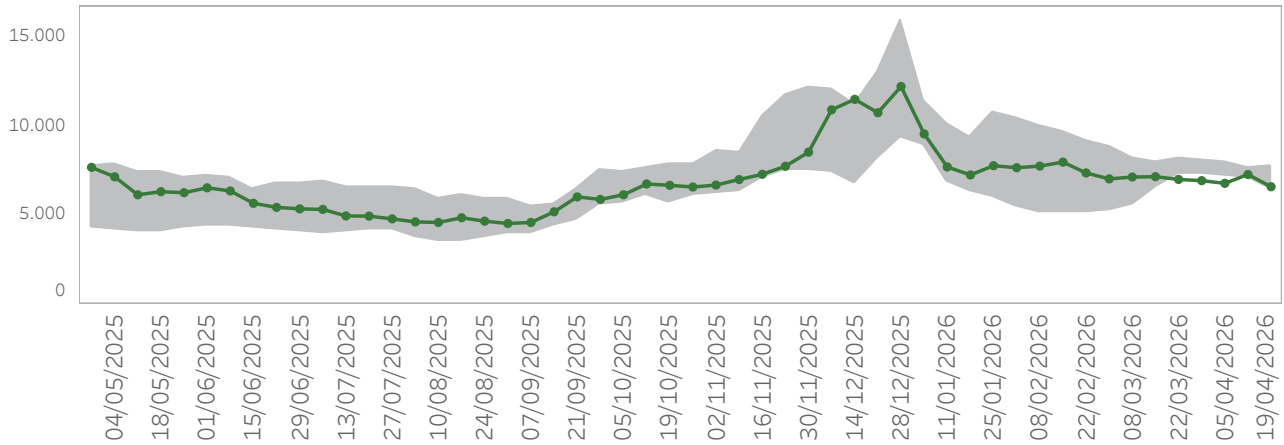
Accessi Totali per ATS

ATS	Settimana	2022	2023	2024	2025	2026
ATS DELLA CITTA' METROPOLITANA DI MILANO	11	23.275	24.344	28.138	26.953	27.714
	12	24.426	24.525	28.808	26.081	28.059
	13	24.482	24.822	26.029	26.938	28.900
	14	23.935	22.905	27.885	28.395	27.420
	15	22.253	23.794	28.382	28.156	29.187
	16	22.709	24.195	28.560	25.096	29.422
ATS DELL'INSUBRIA	11	7.801	8.899	9.343	8.992	9.338
	12	8.456	8.946	9.410	8.846	9.768
	13	8.652	9.033	8.616	9.273	9.759
	14	8.419	8.654	9.323	9.713	9.718
	15	8.419	8.987	9.504	9.721	10.294
	16	8.635	8.757	9.410	8.774	9.911
ATS DELLA MONTAGNA	11	2.239	2.296	2.711	2.537	2.649
	12	2.305	2.244	2.576	2.546	2.662
	13	2.280	2.276	2.396	2.507	2.668
	14	2.294	2.257	2.583	2.568	2.793
	15	2.247	2.283	2.586	2.497	2.852
	16	2.277	2.205	2.566	2.390	2.737
ATS DELLA BRIANZA	11	6.613	7.199	7.785	7.587	7.550
	12	6.859	7.163	7.822	7.501	7.766
	13	7.067	7.072	7.270	7.668	7.723
	14	6.874	6.698	7.675	7.984	7.675
	15	6.655	7.084	7.909	7.769	8.163
	16	6.809	6.922	7.897	7.185	7.887
ATS DI BERGAMO	11	6.790	6.716	7.469	7.073	7.405
	12	7.161	6.684	7.493	7.063	7.540
	13	7.176	6.789	6.855	7.314	7.692
	14	7.259	6.552	7.271	7.600	7.754
	15	7.037	6.608	7.470	7.297	8.100
	16	7.058	6.448	7.642	6.960	7.873
ATS DI BRESCIA	11	8.926	9.714	9.817	9.382	9.641
	12	9.266	9.743	10.113	9.189	9.634
	13	9.548	9.638	9.262	9.412	9.872
	14	9.390	9.377	9.751	10.029	9.962
	15	9.576	9.547	10.080	9.805	10.193
	16	9.378	9.359	9.985	9.123	9.922
ATS DELLA VAL PADANA	11	5.031	5.028	5.668	5.723	5.580
	12	5.095	5.435	5.668	5.550	5.675
	13	5.299	5.401	5.302	5.677	5.641
	14	5.045	5.173	5.781	6.021	5.740
	15	5.133	5.216	5.698	6.126	6.200
	16	5.055	5.071	5.805	5.506	5.918
ATS DI PAVIA	11	3.590	3.731	3.876	3.780	3.808
	12	3.626	3.720	3.895	3.677	3.810
	13	3.794	3.898	3.590	3.720	3.974
	14	3.779	3.751	3.859	3.922	3.877
	15	3.609	3.708	4.118	3.865	4.084
	16	3.511	3.886	4.015	3.508	3.985

2. ACCESSI PER SINDROME

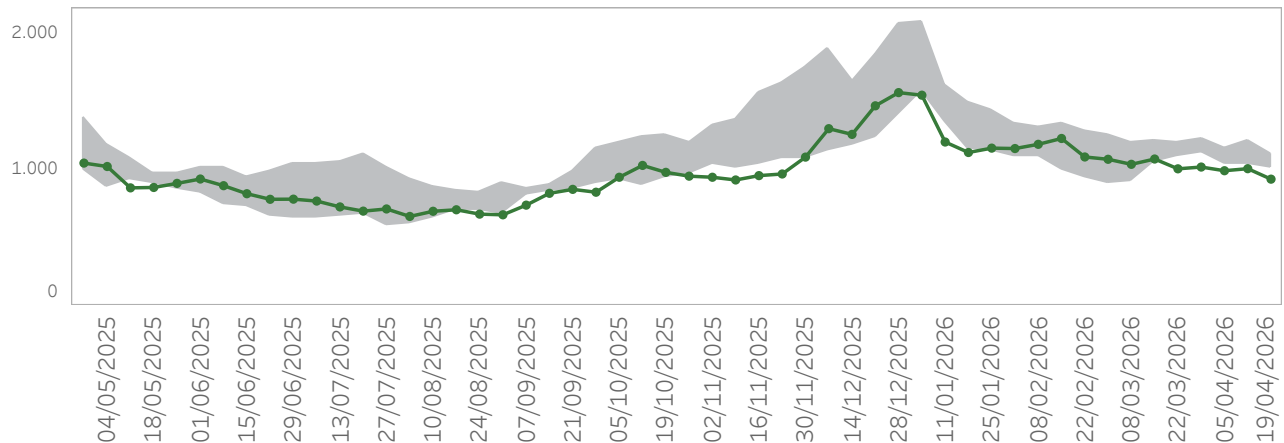
Ultimo giorno di analisi: 19/04/2026

Accessi in Pronto Soccorso con SINDROMI RESPIRATORIE



Settimana	2022	2023	2024	2025	2026
11	6.583	7.451	7.917	7.723	7.130
12	7.471	7.520	8.140	7.294	6.976
13	8.049	7.514	7.550	7.332	6.908
14	7.216	7.286	7.902	7.546	6.759
15	7.097	7.491	7.580	7.310	7.252
16	6.473	6.789	7.738	6.856	6.569

Ricoveri da Pronto Soccorso con SINDROMI RESPIRATORIE

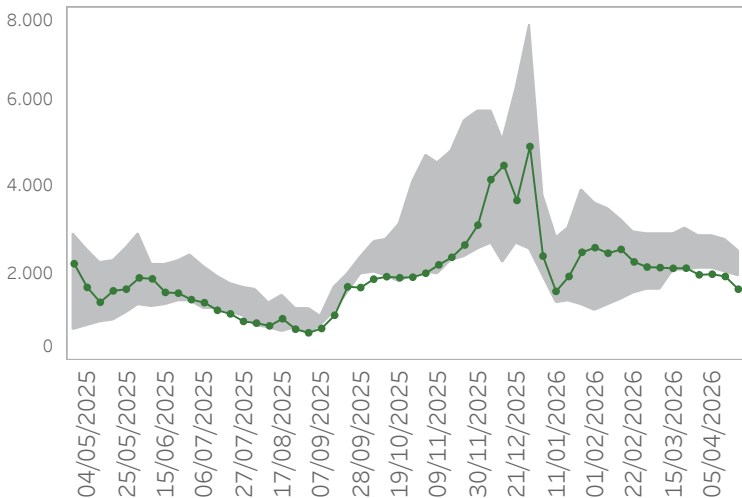


Settimana	2022	2023	2024	2025	2026
11	1.098	1.056	1.104	1.209	1.079
12	1.120	1.128	1.198	1.099	1.007
13	1.233	1.170	1.121	1.190	1.020
14	1.048	1.097	1.101	1.157	993
15	1.064	1.212	1.151	1.049	1.008
16	1.020	1.109	1.109	1.075	931

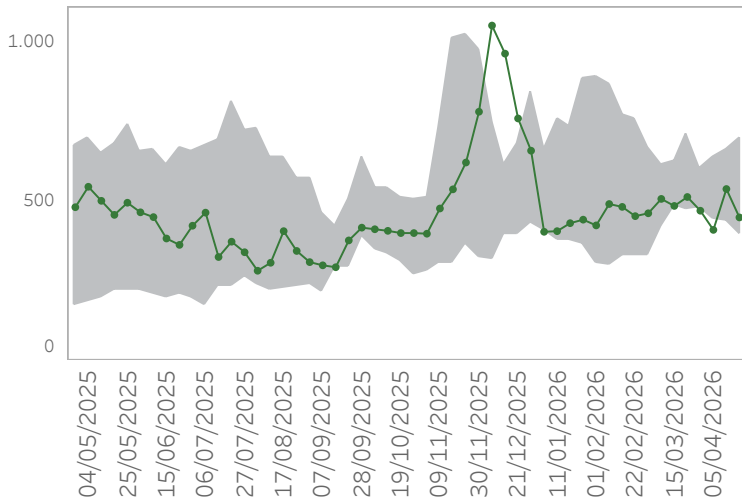
Ultimo giorno di analisi: 19/04/2026

Accessi per fascia d'età con SINDROMI RESPIRATORIE

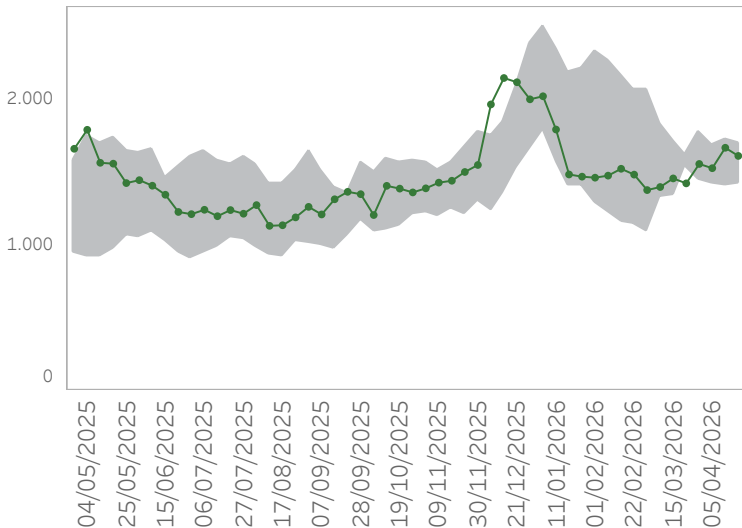
0-9



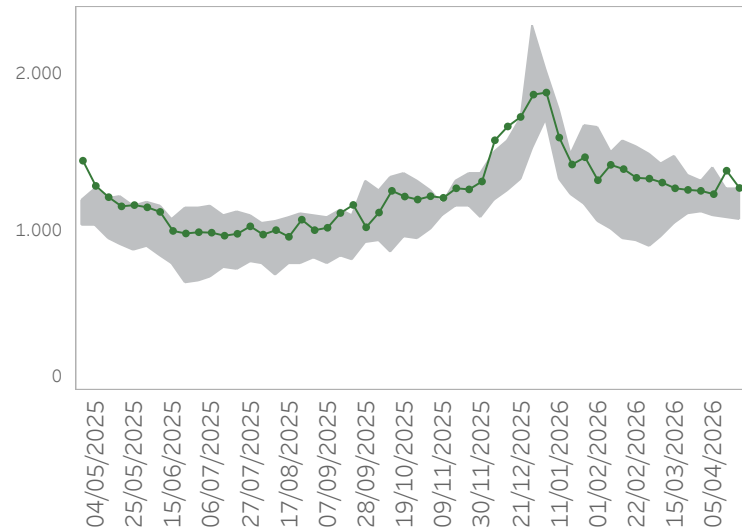
10-19



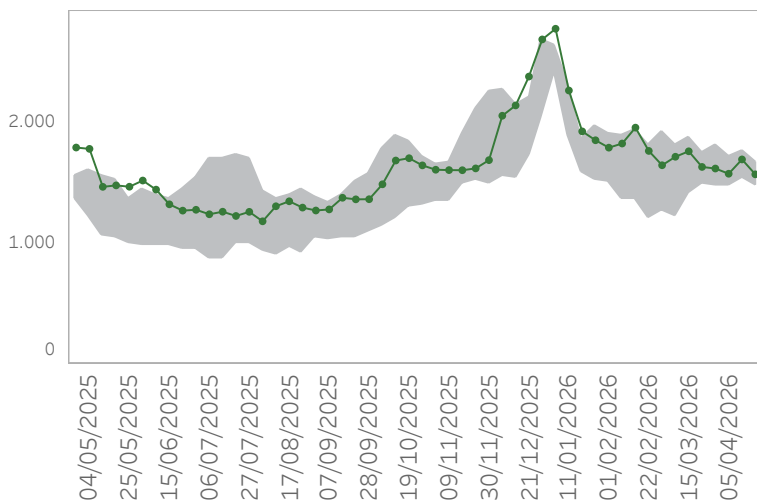
20-49



50-70



70+



Ultimo giorno di analisi: 19/04/2026

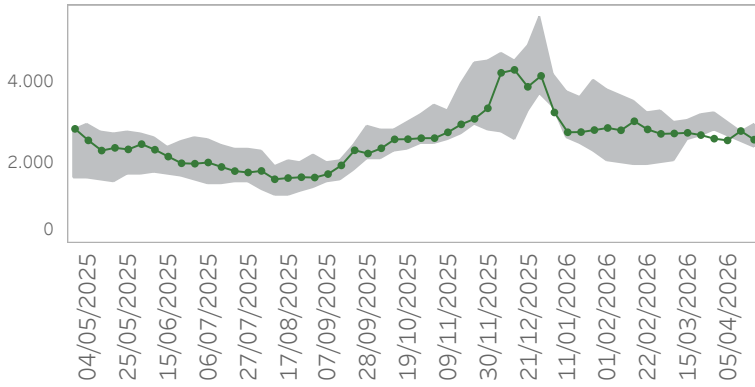
Accessi per fascia d'età con SINDROMI RESPIRATORIE

Fascia d'età	Settimana	2022	2023	2024	2025	2026
0-9	11	2.226	2.891	2.923	2.085	2.118
	12	2.687	2.833	3.015	2.051	2.122
	13	2.734	2.851	2.802	2.090	1.970
	14	2.538	2.857	2.867	2.130	1.984
	15	2.499	2.768	2.467	2.001	1.932
	16	2.018	2.393	2.515	1.953	1.640
10-19	11	553	484	623	556	485
	12	570	475	709	512	513
	13	600	482	569	505	470
	14	524	442	635	572	410
	15	441	443	662	607	538
	16	416	395	694	467	449
20-49	11	1.341	1.475	1.520	1.713	1.455
	12	1.617	1.572	1.532	1.594	1.421
	13	1.778	1.440	1.533	1.580	1.554
	14	1.520	1.422	1.547	1.682	1.525
	15	1.523	1.406	1.519	1.726	1.665
	16	1.465	1.417	1.693	1.503	1.609
50-70	11	1.055	1.094	1.277	1.479	1.277
	12	1.108	1.151	1.272	1.361	1.267
	13	1.269	1.173	1.127	1.315	1.261
	14	1.141	1.096	1.284	1.399	1.240
	15	1.093	1.116	1.260	1.273	1.388
	16	1.101	1.071	1.276	1.236	1.279
70+	11	1.408	1.505	1.521	1.858	1.753
	12	1.489	1.488	1.546	1.737	1.624
	13	1.666	1.568	1.468	1.804	1.611
	14	1.493	1.468	1.517	1.713	1.568
	15	1.540	1.758	1.625	1.659	1.686
	16	1.473	1.513	1.537	1.655	1.563

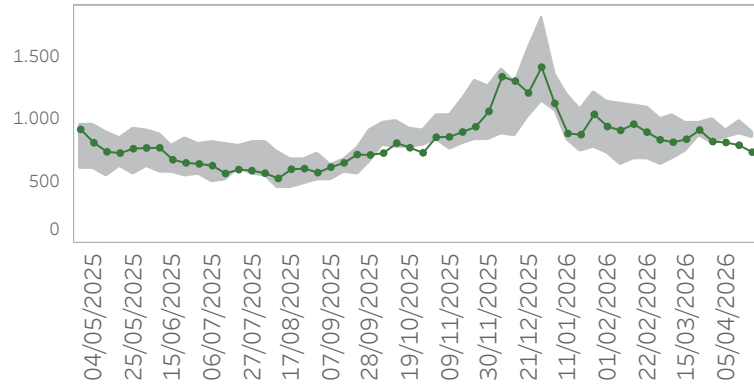
Ultimo giorno di analisi: 19/04/2026

Accessi per ATS con SINDROMI RESPIRATORIE

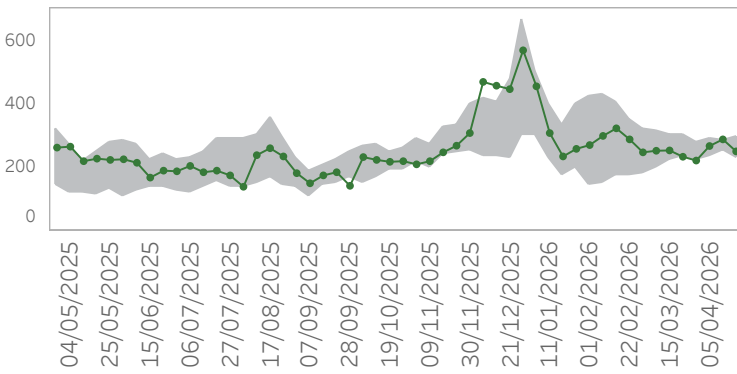
ATS della città Metropolitana di Milano



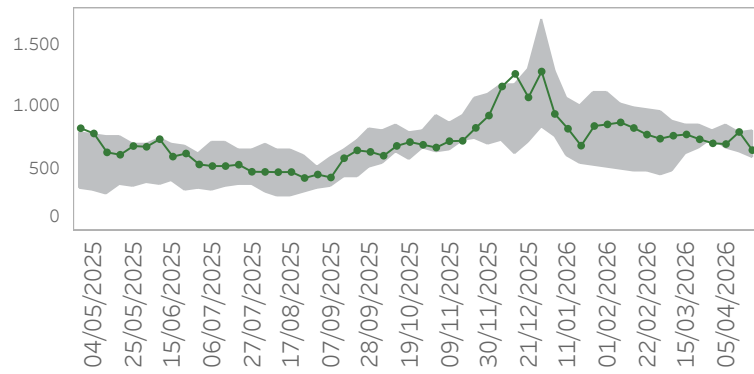
ATS dell'Insubria



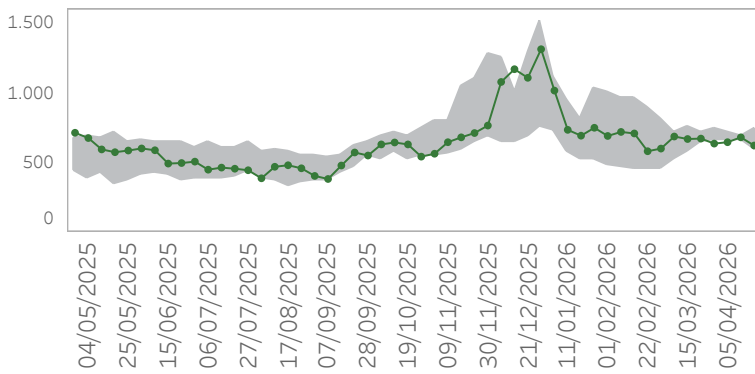
ATS della Montagna



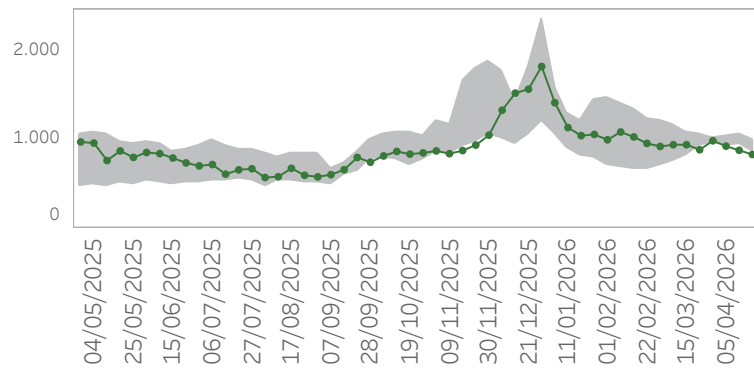
ATS della Brianza



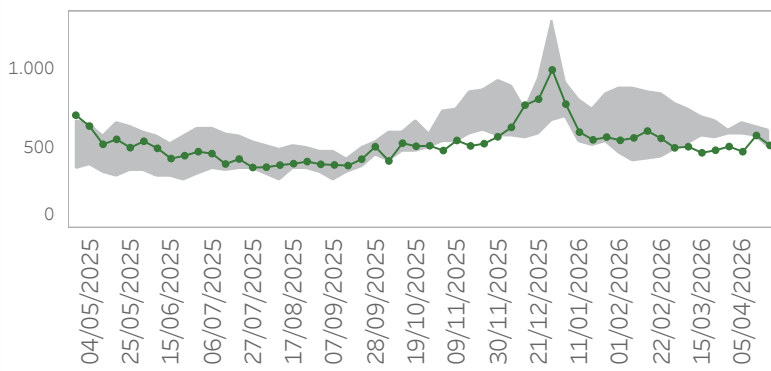
ATS di Bergamo



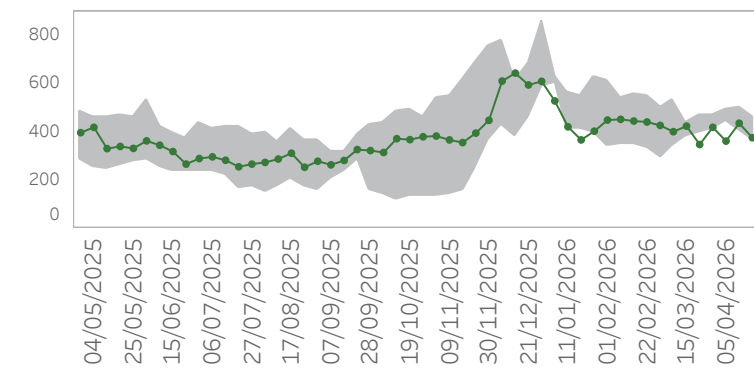
ATS di Brescia



ATS della Val Padana



ATS di Pavia



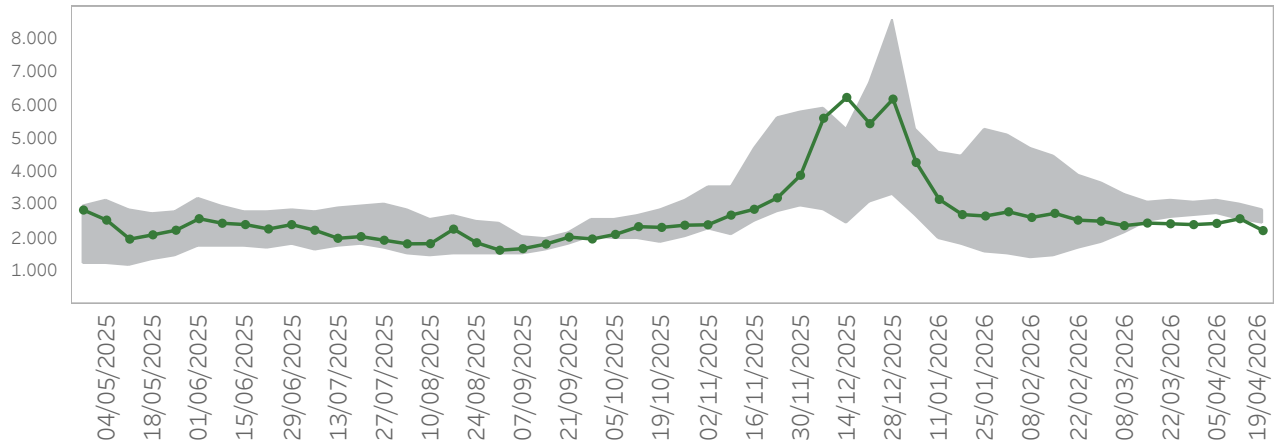
Ultimo giorno di analisi: 19/04/2026

Accessi per ATS con SINDROMI RESPIRATORIE

ATS	Settimana	2022	2023	2024	2025	2026
ATS DELLA CITTA' METROPOLITANA DI MILANO	11	2.579	2.840	3.059	2.814	2.758
	12	3.075	2.836	3.196	2.656	2.702
	13	3.226	2.806	2.909	2.796	2.613
	14	2.736	2.670	3.020	2.855	2.570
	15	2.529	2.732	2.739	2.772	2.803
	16	2.392	2.482	2.943	2.516	2.588
ATS DELL'INSUBRIA	11	738	966	948	944	839
	12	903	971	951	857	913
	13	1.006	987	937	809	820
	14	905	905	907	848	813
	15	991	991	875	882	791
	16	857	876	889	843	735
ATS DELLA MONTAGNA	11	235	226	292	304	255
	12	245	239	293	301	235
	13	276	227	269	282	223
	14	240	234	291	257	269
	15	253	253	284	270	290
	16	230	228	298	294	252
ATS DELLA BRIANZA	11	611	707	757	856	776
	12	669	716	847	748	737
	13	741	742	762	807	705
	14	668	737	791	853	699
	15	626	739	793	776	796
	16	589	659	797	729	650
ATS DI BERGAMO	11	574	631	760	716	672
	12	643	676	725	724	675
	13	745	703	678	658	639
	14	659	725	719	694	649
	15	659	672	697	663	684
	16	599	608	745	660	625
ATS DI BRESCIA	11	820	1.076	1.014	1.010	934
	12	911	1.029	1.058	937	878
	13	1.009	991	974	953	978
	14	934	964	1.025	923	918
	15	988	1.021	1.054	938	872
	16	859	983	993	868	825
ATS DELLA VAL PADANA	11	591	576	649	697	473
	12	560	590	612	671	489
	13	601	590	590	614	512
	14	627	590	655	648	480
	15	580	605	637	608	581
	16	565	502	612	578	519
ATS DI PAVIA	11	435	429	438	382	423
	12	465	463	458	400	347
	13	445	468	431	413	418
	14	447	461	494	468	361
	15	471	478	501	401	435
	16	382	451	461	368	375

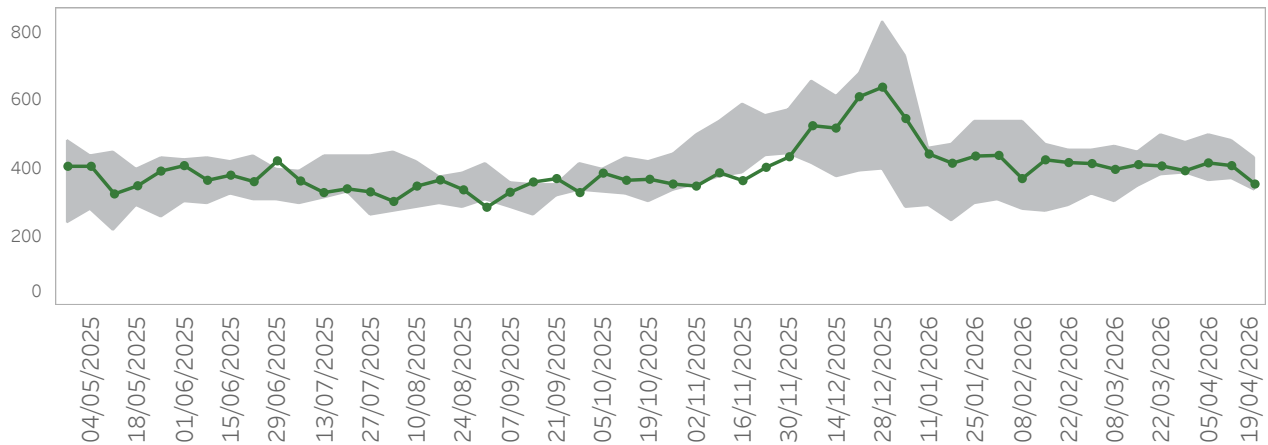
Ultimo giorno di analisi: 19/04/2026

Accessi in Pronto Soccorso con ILI



Settimana	2022	2023	2024	2025	2026
11	2.514	2.953	3.066	2.835	2.458
12	3.067	2.993	3.136	2.628	2.436
13	3.086	3.045	2.938	2.683	2.411
14	2.970	2.833	3.140	2.742	2.447
15	2.753	2.922	3.020	2.575	2.589
16	2.524	2.466	2.853	2.477	2.230

Ricoveri da Pronto Soccorso con ILI

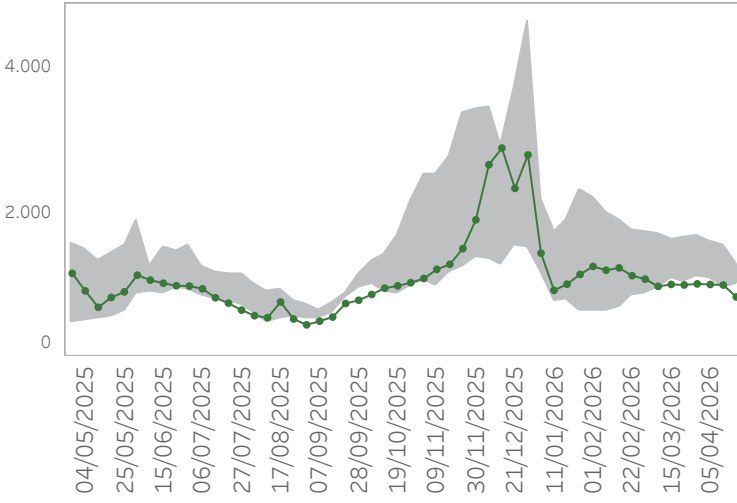


Settimana	2022	2023	2024	2025	2026
11	351	409	451	445	414
12	383	434	499	391	410
13	390	435	480	454	396
14	364	375	498	453	419
15	373	448	483	414	411
16	335	353	435	403	357

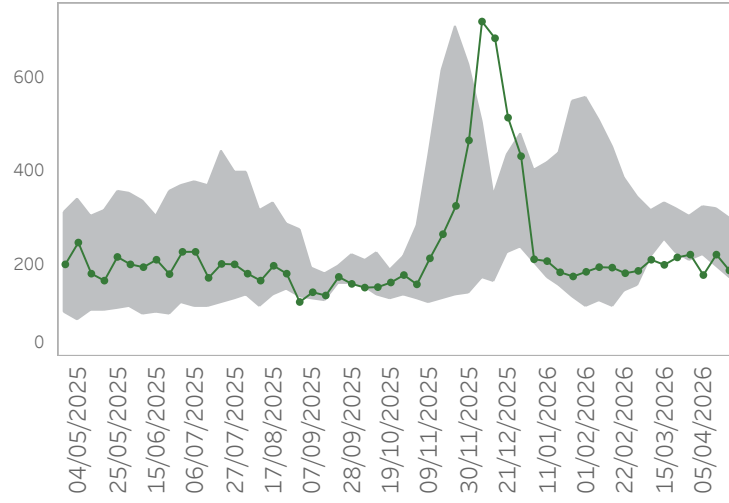
Ultimo giorno di analisi: 19/04/2026

Accessi per fascia d'età con ILI

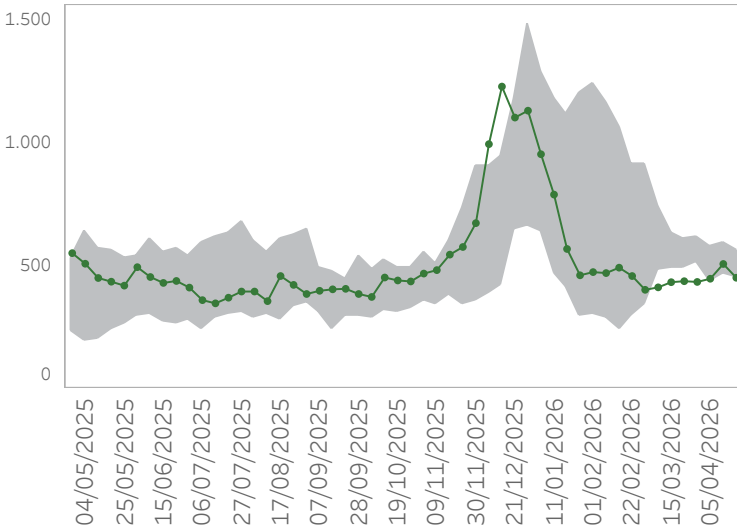
0-9



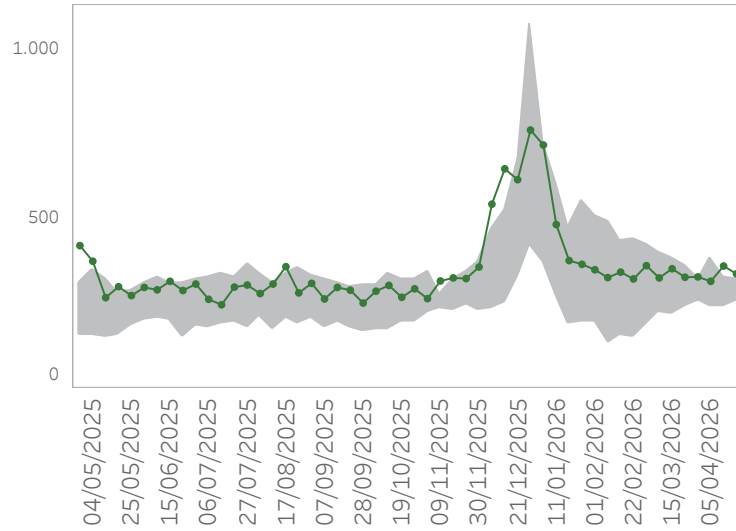
10-19



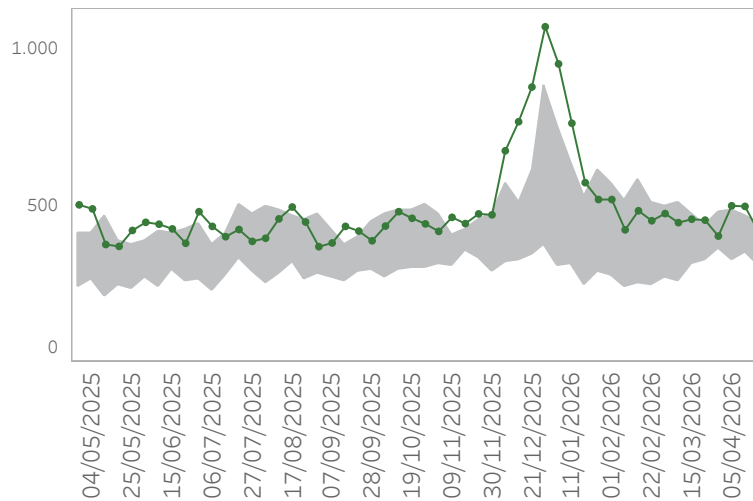
20-49



50-70



70+



Ultimo giorno di analisi: 19/04/2026

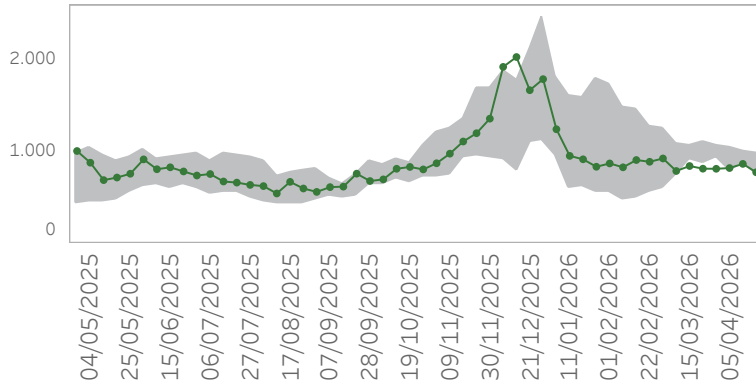
Accessi per fascia d'età con ILI

Fascia d'età	Settimana	2022	2023	2024	2025	2026
0-9	11	1.194	1.621	1.528	1.079	1.002
	12	1.556	1.647	1.552	1.036	994
	13	1.543	1.664	1.436	1.107	1.009
	14	1.559	1.595	1.491	1.090	1.001
	15	1.441	1.548	1.310	963	993
	16	1.184	1.280	1.275	1.016	828
10-19	11	279	252	330	256	198
	12	319	223	313	233	214
	13	301	232	260	205	220
	14	248	227	324	217	176
	15	196	216	320	257	220
	16	200	170	296	184	186
20-49	11	495	548	533	629	433
	12	611	528	492	536	437
	13	619	517	555	555	434
	14	562	439	575	555	447
	15	523	470	594	548	507
	16	507	449	558	517	451
50-70	11	223	220	305	386	353
	12	258	243	322	361	328
	13	261	265	295	321	329
	14	260	244	316	381	316
	15	242	283	330	323	361
	16	288	260	324	307	338
70+	11	322	311	349	471	457
	12	323	352	420	439	454
	13	362	367	378	479	403
	14	341	328	411	486	500
	15	351	405	448	469	498
	16	345	307	390	444	418

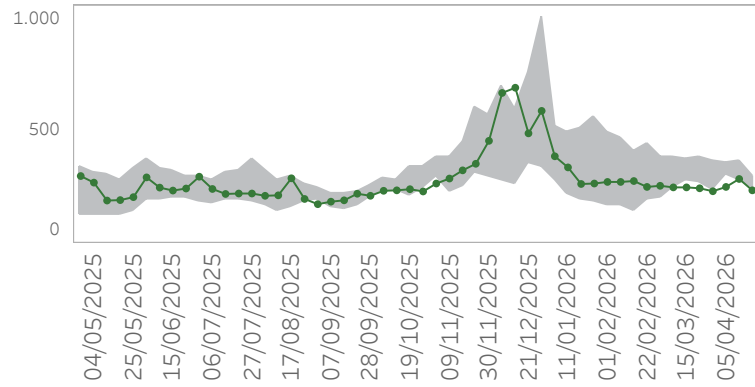
Ultimo giorno di analisi: 19/04/2026

Accessi per ATS con ILI

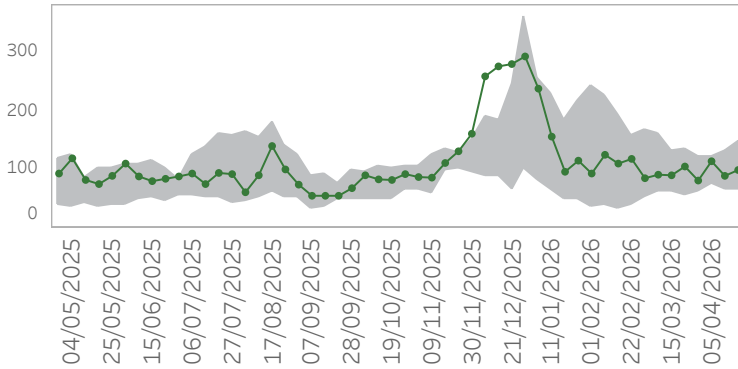
ATS della città Metropolitana di Milano



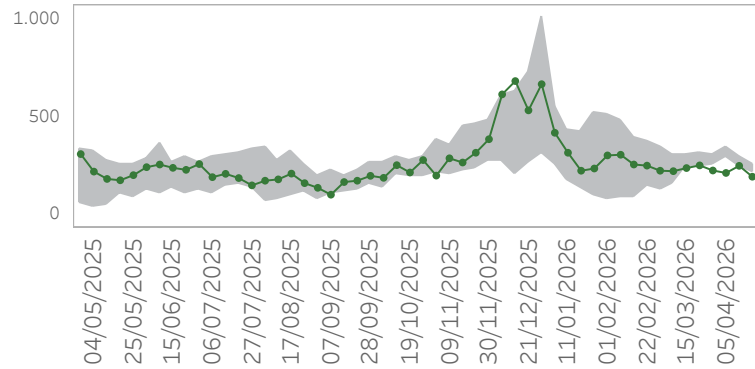
ATS dell'Insubria



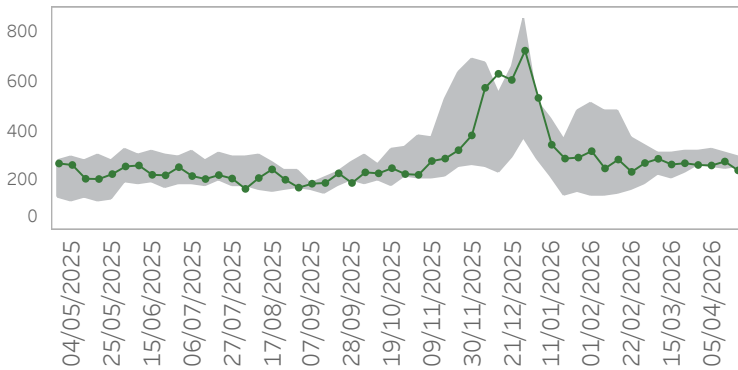
ATS della Montagna



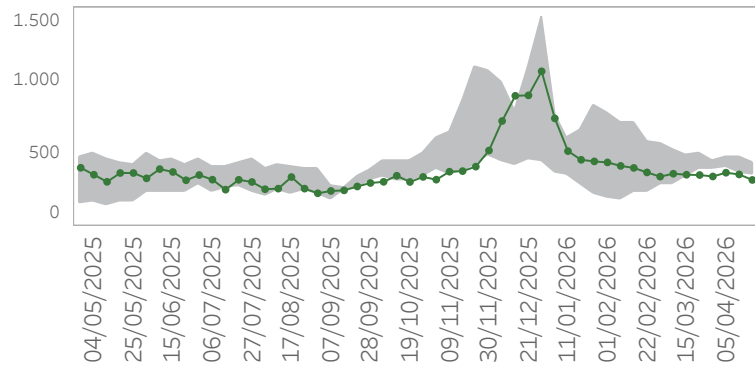
ATS della Brianza



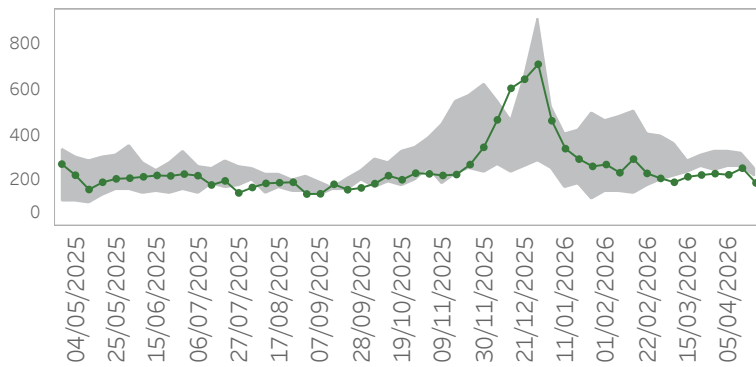
ATS di Bergamo



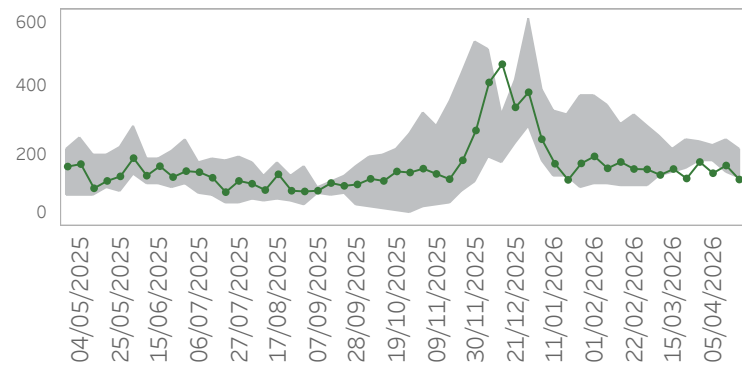
ATS di Brescia



ATS della Val Padana



ATS di Pavia



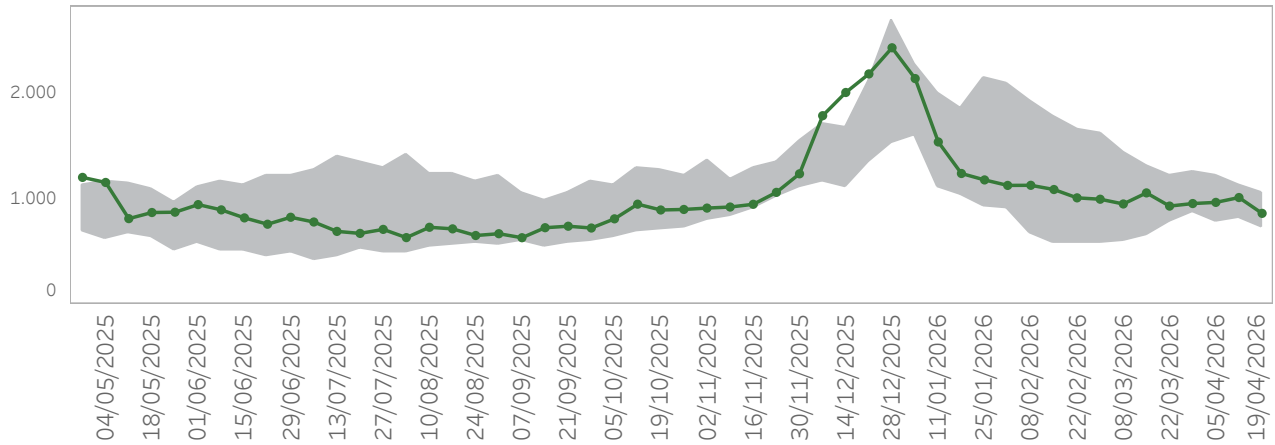
Ultimo giorno di analisi: 19/04/2026

Accessi per ATS con ILI

ATS	Settimana	2022	2023	2024	2025	2026
ATS DELLA CITTA' METROPOLITANA DI MILANO	11	916	921	1.058	940	843
	12	1.108	906	1.099	874	814
	13	1.062	1.012	1.020	927	813
	14	970	795	1.041	907	821
	15	867	891	1.007	883	866
	16	854	752	977	839	775
ATS DELL'INSUBRIA	11	278	375	346	313	248
	12	366	384	345	272	244
	13	334	366	331	234	231
	14	353	350	340	302	250
	15	347	365	275	280	285
	16	280	293	248	275	235
ATS DELLA MONTAGNA	11	62	73	131	125	90
	12	78	56	119	133	105
	13	91	63	118	121	81
	14	76	81	120	112	114
	15	67	91	130	100	89
	16	67	69	148	114	99
ATS DELLA BRIANZA	11	275	276	332	302	270
	12	274	313	340	294	282
	13	326	286	308	292	259
	14	326	324	363	316	248
	15	273	282	323	274	280
	16	255	247	286	261	231
ATS DI BERGAMO	11	208	309	288	273	267
	12	279	323	276	232	272
	13	321	296	285	262	265
	14	329	308	272	254	263
	15	310	285	299	251	279
	16	292	269	288	257	243
ATS DI BRESCIA	11	347	493	435	447	357
	12	418	463	499	395	355
	13	425	446	425	395	345
	14	406	413	478	406	371
	15	407	441	472	371	359
	16	374	397	441	358	321
ATS DELLA VAL PADANA	11	236	285	273	281	219
	12	300	309	281	262	227
	13	296	333	243	268	233
	14	287	330	309	261	228
	15	265	323	281	262	257
	16	225	220	254	238	192
ATS DI PAVIA	11	192	221	203	154	164
	12	244	239	177	166	137
	13	231	243	208	184	184
	14	223	232	217	184	152
	15	217	244	233	154	174
	16	177	219	211	135	134

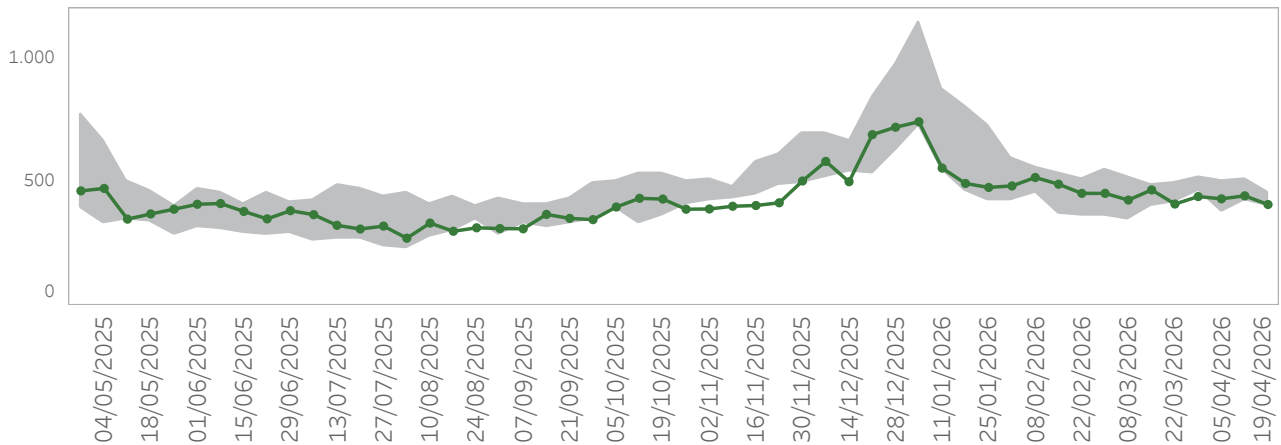
Ultimo giorno di analisi: 19/04/2026

Accessi in Pronto Soccorso con POLMONITI



Settimana	2022	2023	2024	2025	2026
11	660	895	1.062	1.309	1.056
12	776	873	1.102	1.220	931
13	873	910	1.064	1.247	955
14	787	810	1.124	1.219	966
15	813	934	1.123	1.095	1.012
16	734	802	1.019	1.052	862

Ricoveri da Pronto Soccorso con POLMONITI

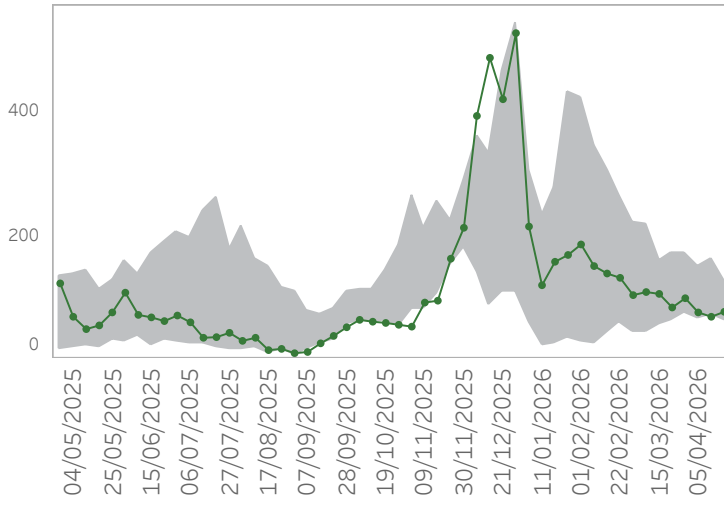


Settimana	2022	2023	2024	2025	2026
11	405	443	465	489	468
12	420	466	499	477	411
13	471	476	465	516	441
14	383	440	468	500	432
15	422	514	506	467	444
16	404	458	443	449	409

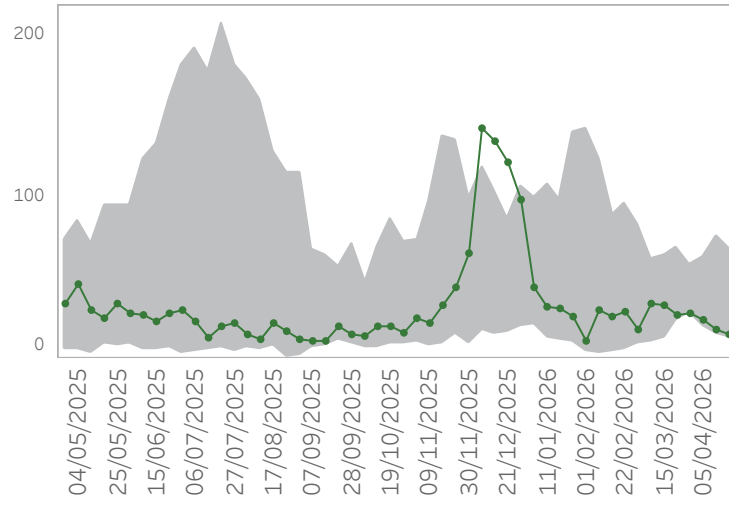
Ultimo giorno di analisi: 19/04/2026

Accessi per fascia d'età con POLMONITI

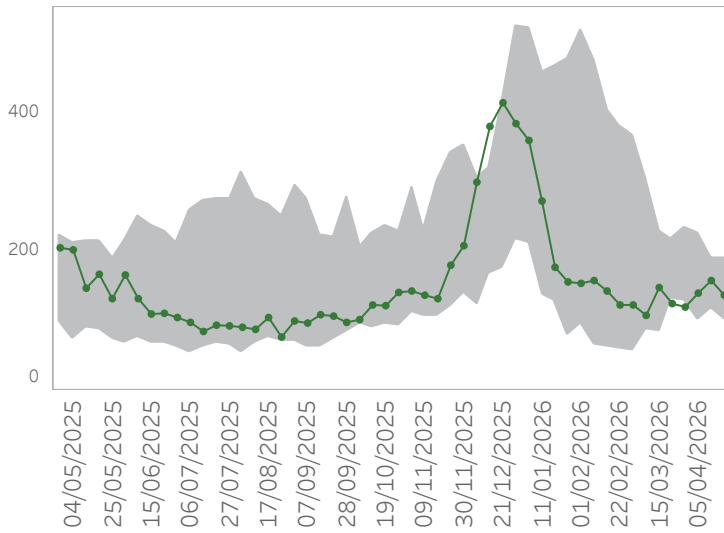
0-9



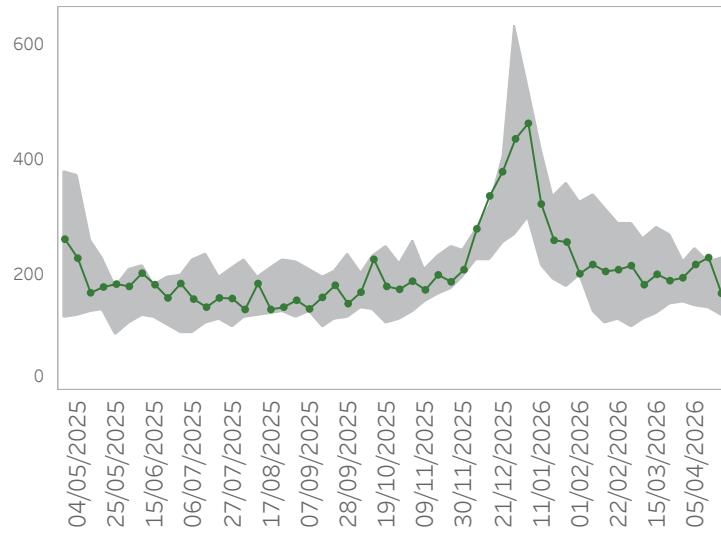
10-19



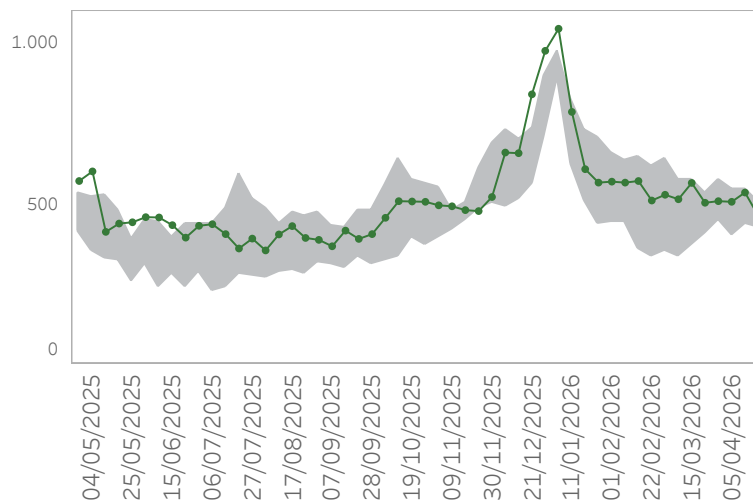
20-49



50-70



70+



Ultimo giorno di analisi: 19/04/2026

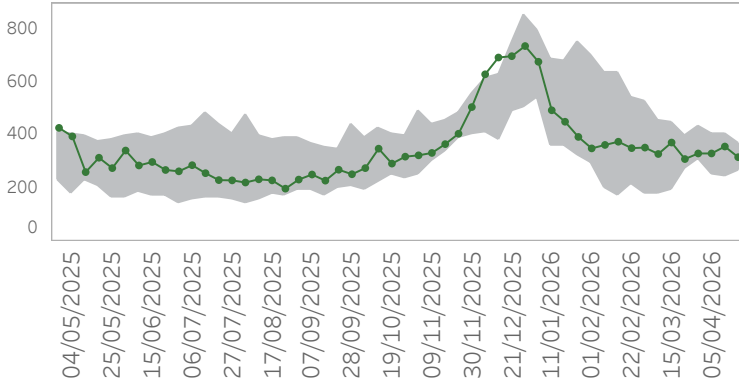
Accessi per fascia d'età con POLMONITI

Fascia d'età	Settimana	2022	2023	2024	2025	2026
0-9	11	56	118	158	157	105
	12	63	117	171	145	83
	13	76	119	172	162	98
	14	66	89	149	132	75
	15	71	101	161	121	68
	16	62	69	124	110	76
10-19	11	13	36	64	60	33
	12	27	24	69	48	27
	13	31	28	58	45	28
	14	22	20	56	63	24
	15	15	22	76	46	18
	16	13	14	67	38	15
20-49	11	86	148	184	227	148
	12	131	140	183	216	125
	13	130	143	183	235	120
	14	118	103	192	226	140
	15	118	123	170	191	158
	16	101	114	190	169	137
50-70	11	132	154	193	283	202
	12	149	163	204	269	191
	13	152	161	201	224	196
	14	179	148	226	246	219
	15	170	143	222	224	231
	16	130	165	203	229	169
70+	11	373	439	455	573	566
	12	406	429	465	532	504
	13	484	459	447	576	509
	14	402	450	495	544	507
	15	439	545	488	504	536
	16	428	440	432	501	463

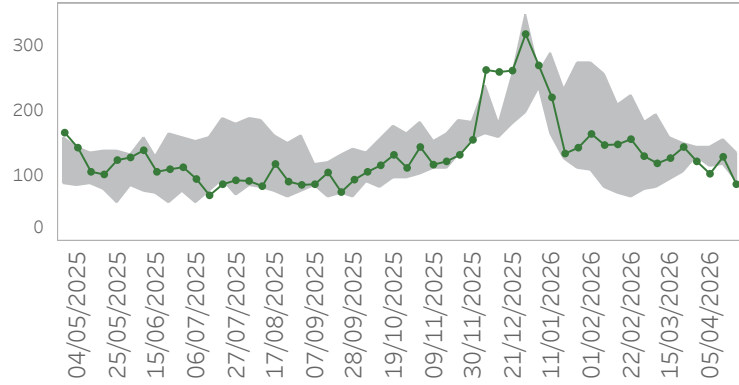
Ultimo giorno di analisi: 19/04/2026

Accessi per ATS con POLMONITI

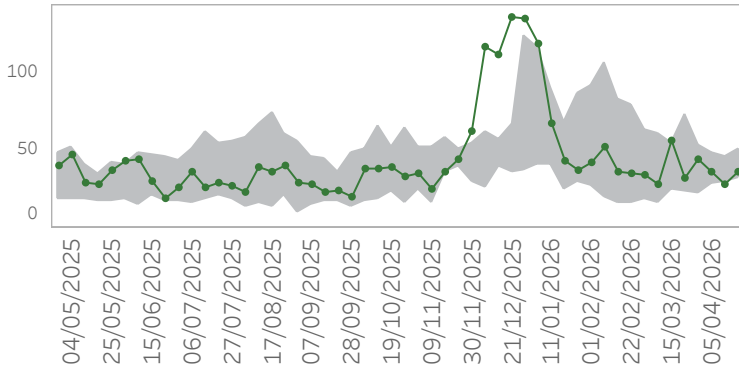
ATS della città Metropolitana di Milano



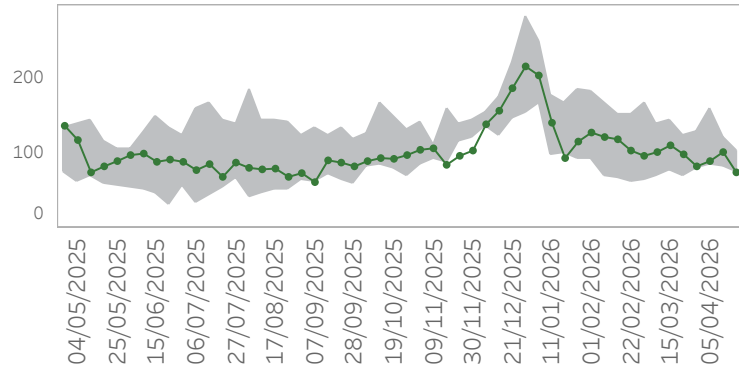
ATS dell'Insubria



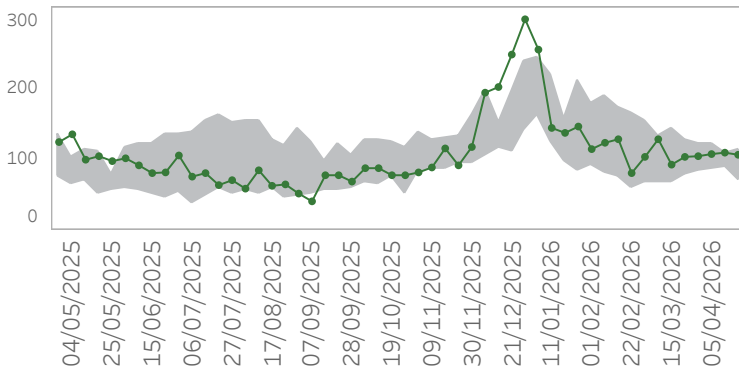
ATS della Montagna



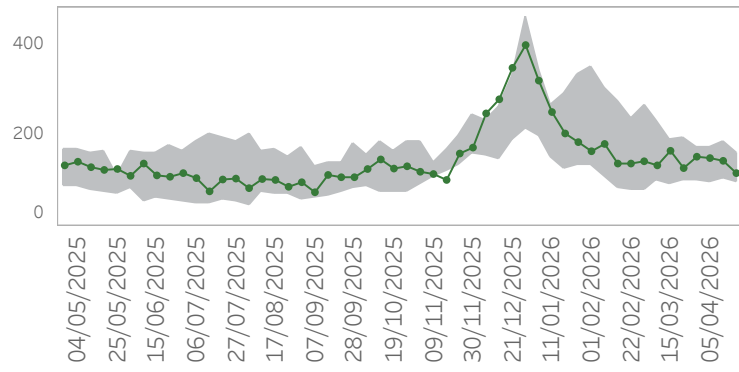
ATS della Brianza



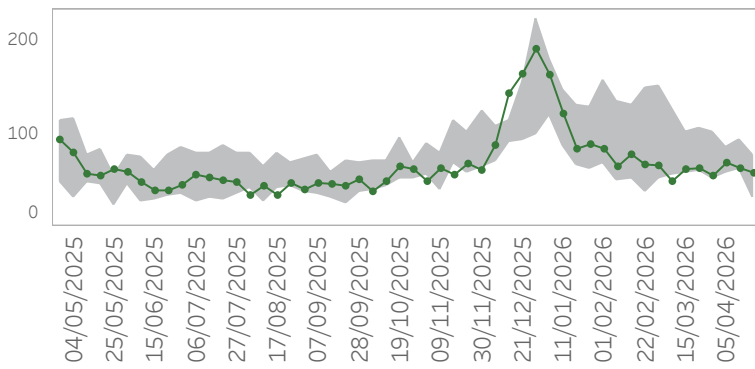
ATS di Bergamo



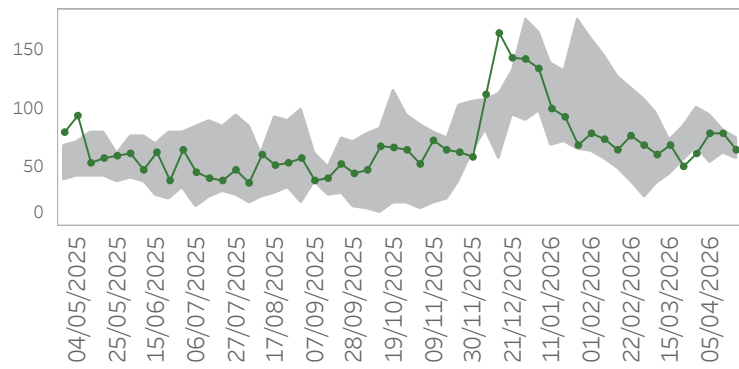
ATS di Brescia



ATS della Val Padana



ATS di Pavia



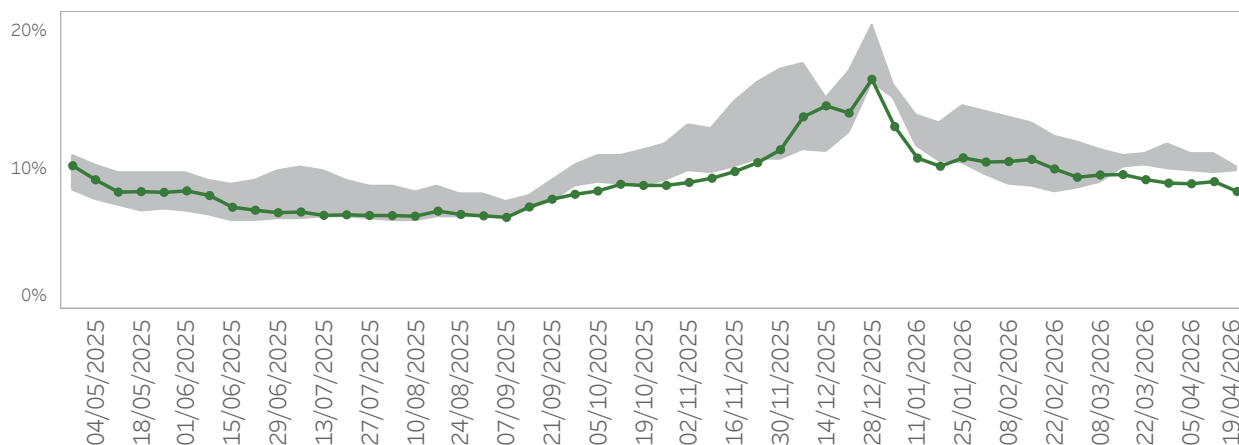
Ultimo giorno di analisi: 19/04/2026

Accessi per ATS con POLMONITI

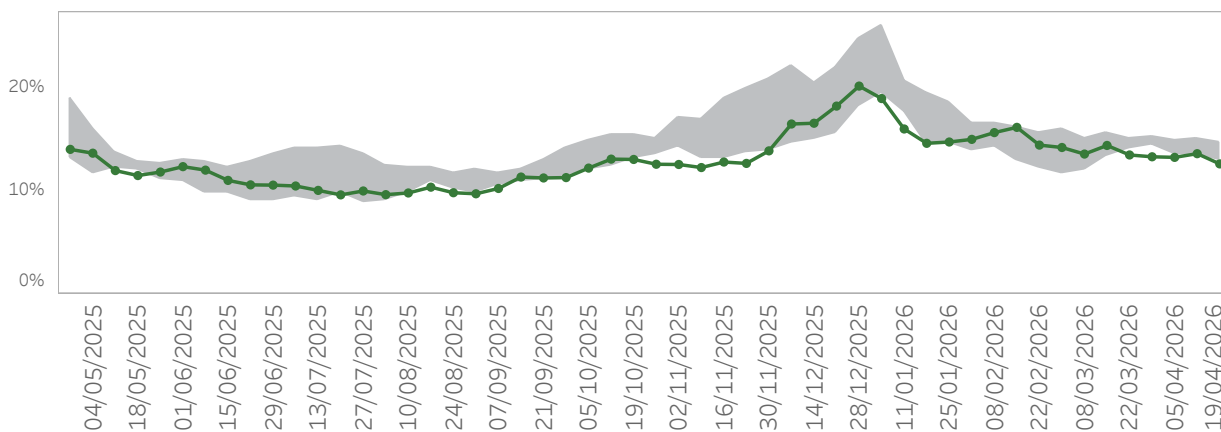
ATS	Settimana	2022	2023	2024	2025	2026
ATS DELLA CITTA' METROPOLITANA DI MILANO	11	193	342	389	446	372
	12	272	300	395	361	310
	13	309	313	384	435	331
	14	253	255	378	403	331
	15	245	296	402	382	357
	16	263	264	369	339	317
ATS DELL'INSUBRIA	11	94	142	107	160	128
	12	105	113	132	150	145
	13	137	129	145	131	123
	14	114	122	141	144	104
	15	122	146	119	156	130
	16	91	128	125	135	88
ATS DELLA MONTAGNA	11	30	24	47	54	56
	12	23	37	60	73	32
	13	26	22	28	53	44
	14	34	28	40	48	36
	15	32	46	45	29	28
	16	32	40	44	50	36
ATS DELLA BRIANZA	11	77	80	105	142	110
	12	69	87	106	123	98
	13	97	79	120	128	82
	14	83	84	136	157	89
	15	81	100	121	101	101
	16	73	82	101	102	74
ATS DI BERGAMO	11	68	72	115	143	93
	12	80	97	107	129	104
	13	84	97	102	123	105
	14	88	100	111	121	108
	15	90	96	109	106	110
	16	71	82	90	115	107
ATS DI BRESCIA	11	92	130	157	189	166
	12	103	123	164	193	128
	13	102	119	137	174	153
	14	96	100	147	171	150
	15	116	106	161	186	144
	16	98	112	153	159	117
ATS DELLA VAL PADANA	11	62	57	77	102	62
	12	64	61	73	106	63
	13	52	75	72	102	55
	14	57	68	84	80	69
	15	66	62	93	66	63
	16	49	32	65	77	58
ATS DI PAVIA	11	44	48	65	73	69
	12	60	55	65	85	51
	13	66	76	76	101	62
	14	62	53	87	95	79
	15	61	82	73	69	79
	16	57	62	72	75	65

3. PERCENTUALE ACCESSI

Ultimo giorno di analisi: 19/04/2026

% Accessi in Pronto Soccorso con SINDROMI RESPIRATORIE

Settimana	2022	2023	2024	2025	2026
11	10,24%	10,97%	10,58%	10,72%	9,68%
12	11,12%	10,98%	10,74%	10,35%	9,31%
13	11,79%	10,90%	10,89%	10,11%	9,06%
14	10,77%	11,15%	10,66%	9,90%	9,02%
15	10,93%	11,14%	10,01%	9,72%	9,17%
16	9,89%	10,16%	10,20%	10,00%	8,46%

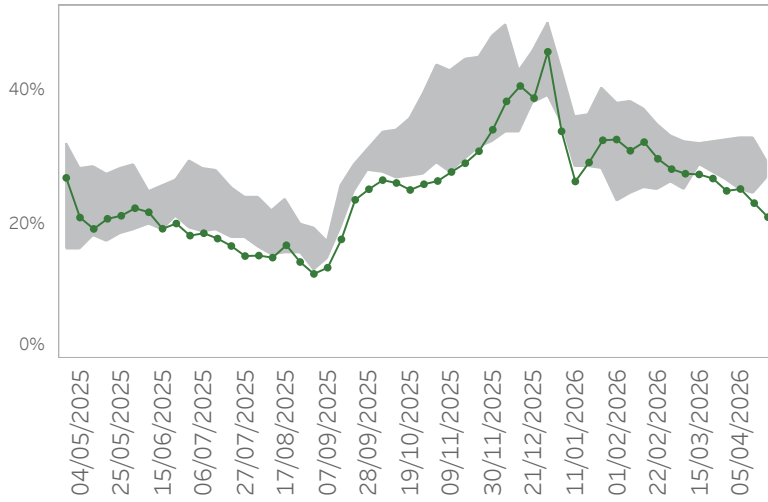
% di Ricoverati da Pronto Soccorso con SINDROMI RESPIRATORIE

Settimana	2022	2023	2024	2025	2026
11	14,04%	13,45%	13,82%	15,66%	14,43%
12	14,22%	14,26%	15,09%	14,59%	13,51%
13	15,32%	14,51%	14,52%	15,18%	13,33%
14	13,62%	13,92%	13,74%	14,83%	13,28%
15	13,97%	15,09%	14,39%	13,63%	13,63%
16	13,04%	14,18%	14,05%	14,61%	12,64%

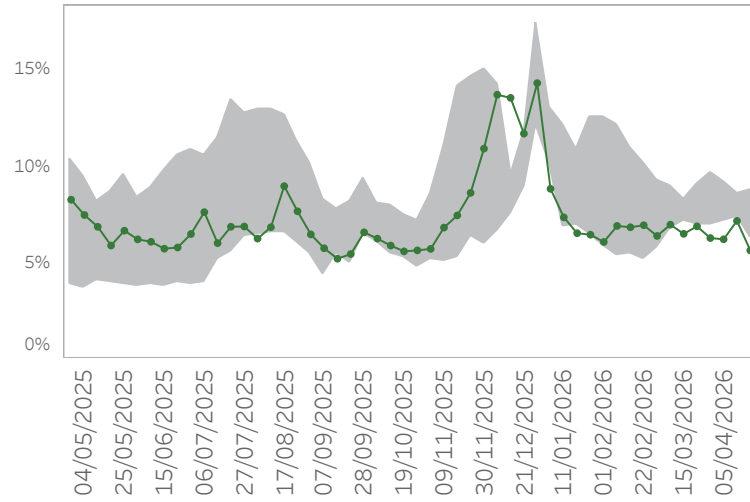
Ultimo giorno di analisi: 19/04/2026

% Accessi per fascia d'età con SINDROMI RESPIRATORIE

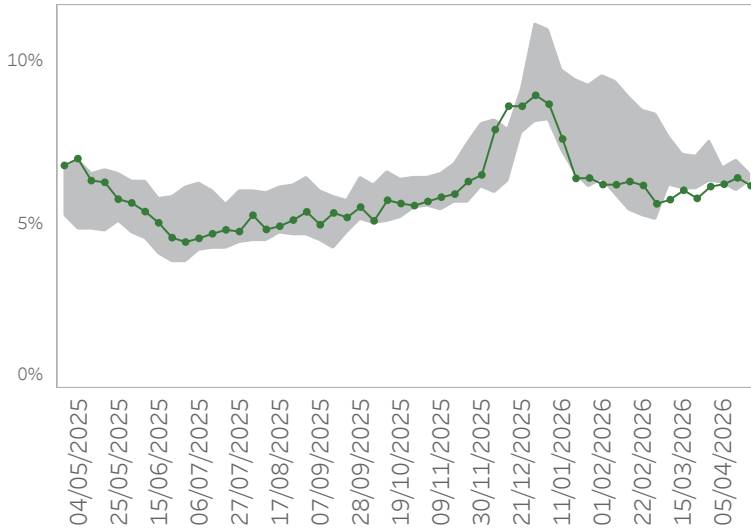
0-9



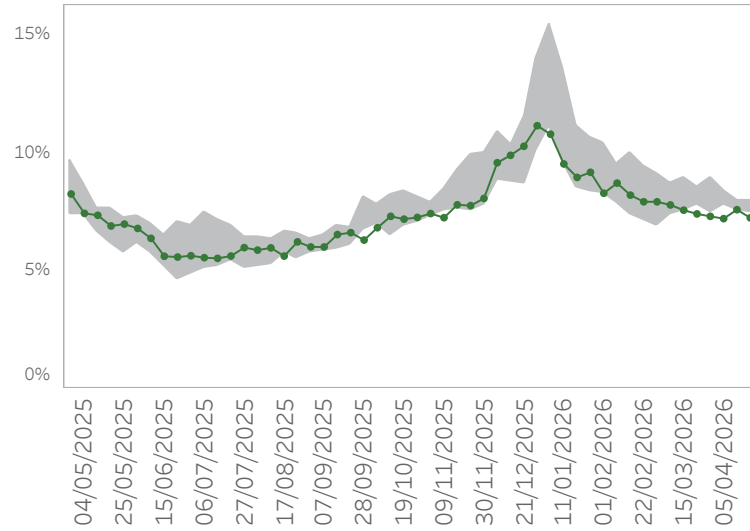
10-19



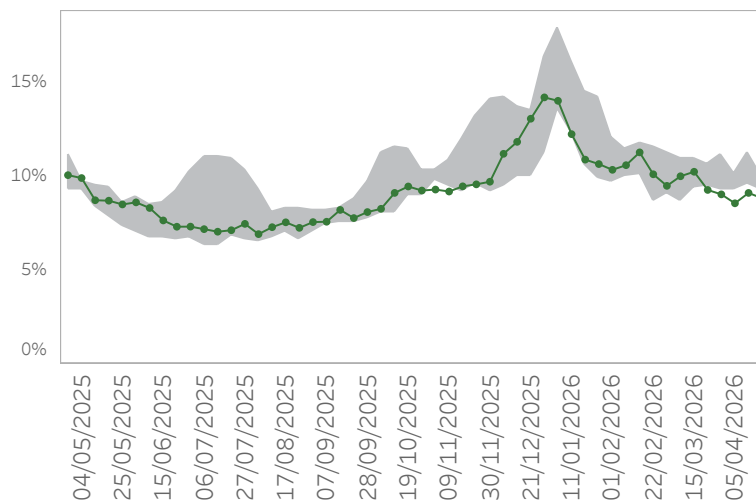
20-49



50-70



70+



Ultimo giorno di analisi: 19/04/2026

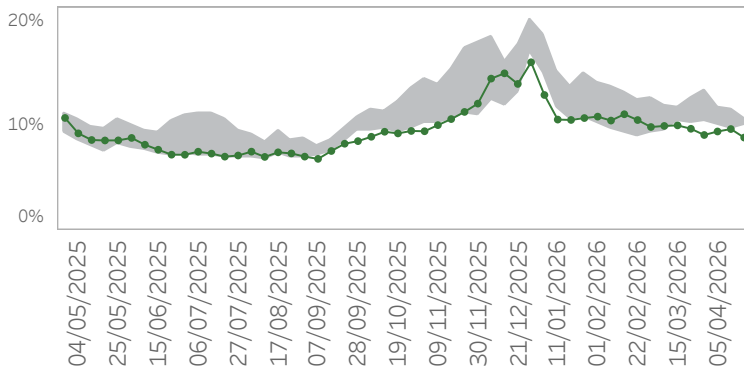
% Accessi per fascia d'età con SINDROMI RESPIRATORIE

Fascia d'età	Settimana	2022	2023	2024	2025	2026
0-9	11	29,52%	32,20%	30,71%	28,92%	27,55%
	12	31,49%	32,34%	31,68%	27,90%	26,94%
	13	32,61%	32,19%	32,69%	26,76%	25,10%
	14	29,72%	33,02%	30,56%	25,27%	25,37%
	15	30,61%	32,83%	27,14%	24,70%	23,26%
	16	27,04%	29,55%	28,20%	27,08%	21,17%
10-19	11	8,14%	7,15%	8,26%	8,02%	6,49%
	12	7,96%	6,93%	9,04%	7,46%	6,88%
	13	8,52%	7,01%	9,66%	6,98%	6,27%
	14	7,63%	8,18%	9,17%	7,21%	6,21%
	15	7,66%	7,41%	8,54%	7,74%	7,16%
	16	7,25%	6,26%	8,74%	8,22%	5,63%
20-49	11	6,08%	6,45%	6,11%	7,13%	6,04%
	12	7,04%	6,86%	6,08%	6,80%	5,80%
	13	7,50%	6,29%	6,49%	6,69%	6,15%
	14	6,56%	6,54%	6,27%	6,74%	6,23%
	15	6,88%	6,26%	5,99%	6,93%	6,42%
	16	6,43%	6,32%	6,55%	6,49%	6,18%
50-70	11	7,87%	7,55%	7,87%	8,96%	7,56%
	12	7,93%	7,93%	7,77%	8,51%	7,40%
	13	8,94%	7,84%	7,49%	8,09%	7,30%
	14	8,36%	7,77%	7,85%	8,20%	7,20%
	15	7,93%	7,57%	7,62%	7,64%	7,58%
	16	7,65%	7,43%	7,78%	7,93%	7,23%
70+	11	9,75%	10,18%	9,35%	10,95%	10,24%
	12	10,23%	9,68%	9,46%	10,58%	9,27%
	13	11,13%	10,22%	9,33%	10,49%	9,03%
	14	10,12%	9,52%	9,26%	9,85%	8,56%
	15	10,21%	11,27%	9,84%	9,63%	9,11%
	16	9,80%	9,71%	9,33%	10,05%	8,82%

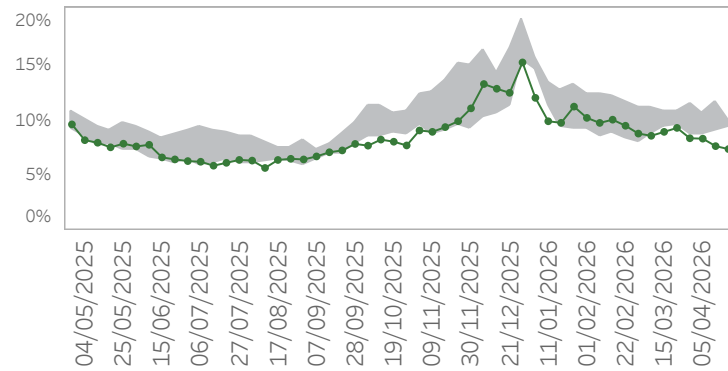
Ultimo giorno di analisi: 19/04/2026

% Accessi per ATS con SINDROMI RESPIRATORIE

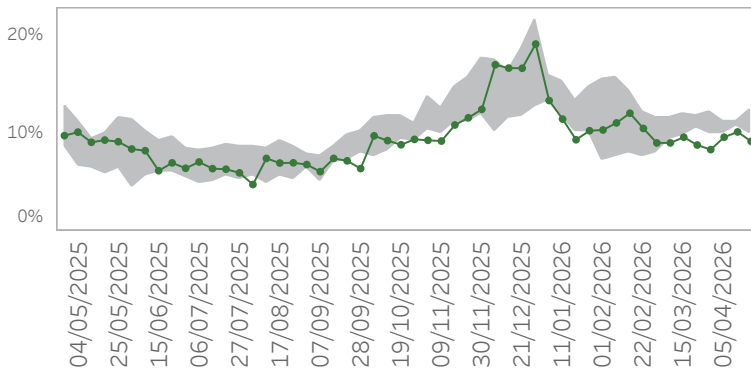
ATS della città Metropolitana di Milano



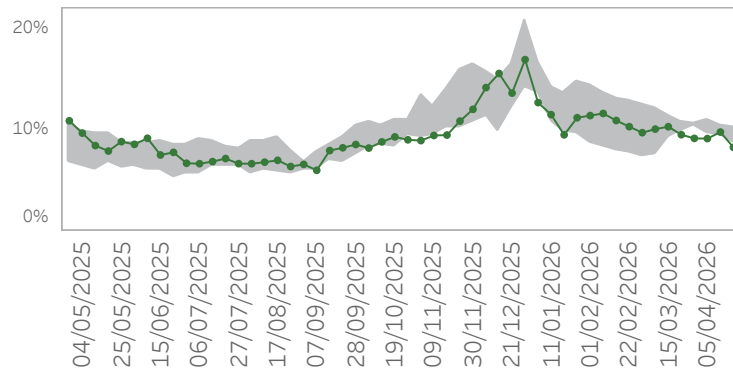
ATS dell'Insubria



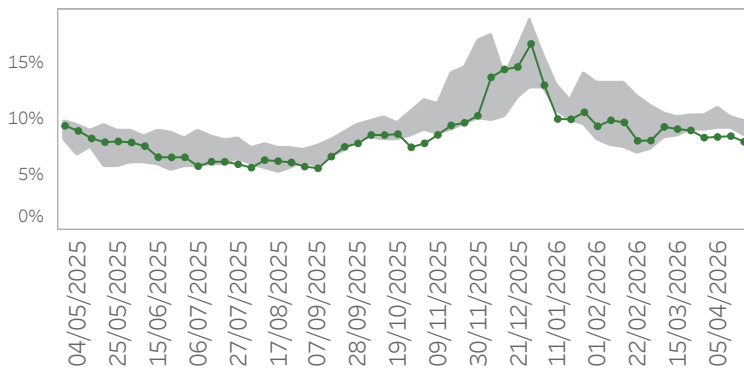
ATS della Montagna



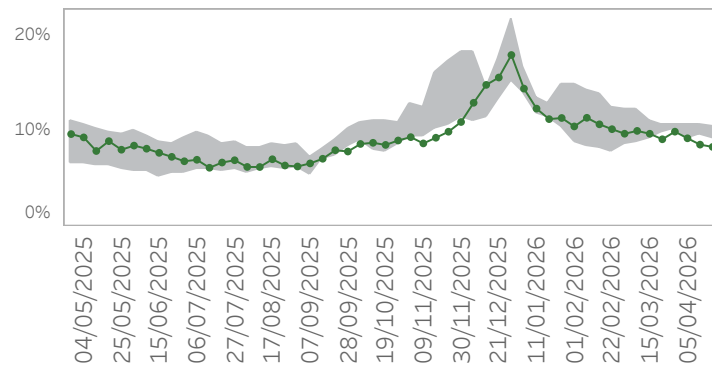
ATS della Brianza



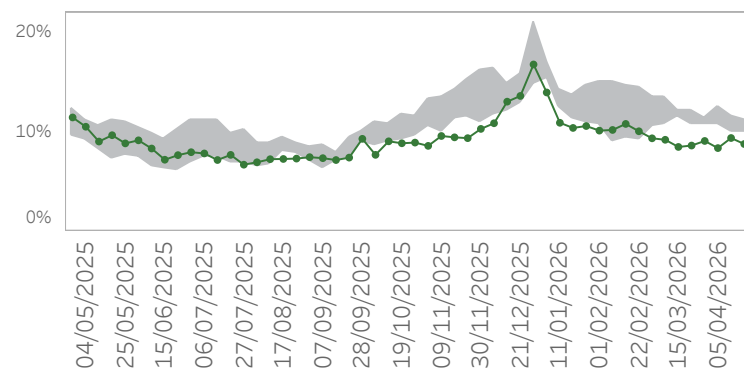
ATS di Bergamo



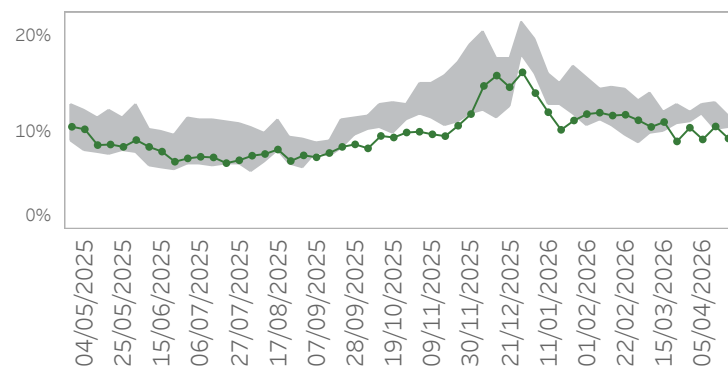
ATS di Brescia



ATS della Val Padana



ATS di Pavia

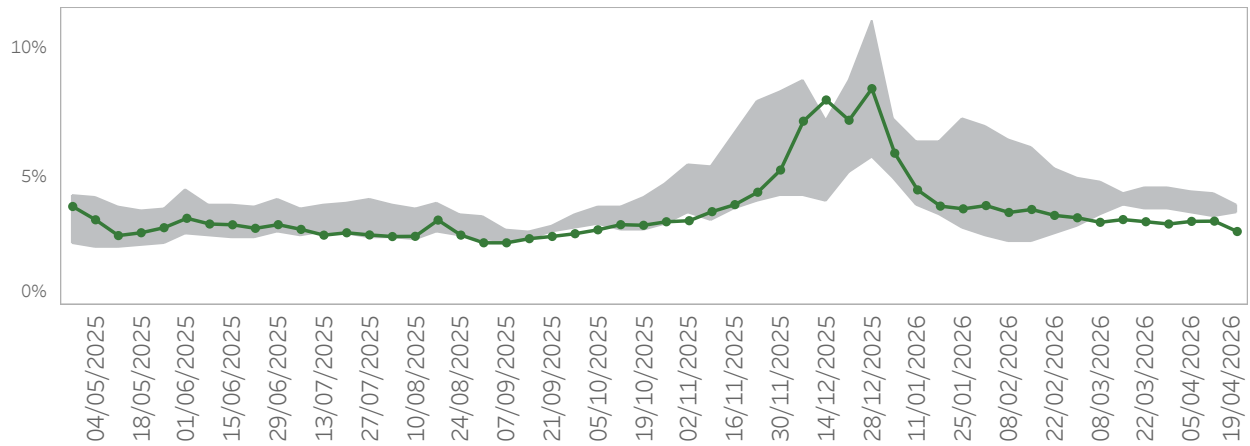


Ultimo giorno di analisi: 19/04/2026

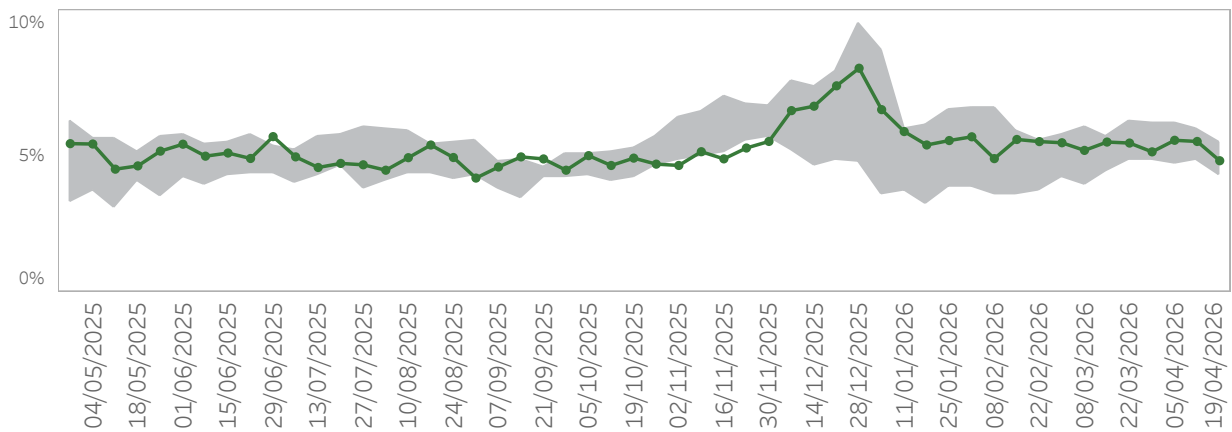
% Accessi per ATS con SINDROMI RESPIRATORIE

ATS	Settimana	2022	2023	2024	2025	2026
ATS DELLA CITTA' METROPOLITANA DI MILANO	11	11,08%	11,67%	10,87%	10,44%	9,95%
	12	12,59%	11,56%	11,09%	10,18%	9,63%
	13	13,18%	11,30%	11,18%	10,38%	9,04%
	14	11,43%	11,66%	10,83%	10,05%	9,37%
	15	11,36%	11,48%	9,65%	9,85%	9,60%
	16	10,53%	10,26%	10,30%	10,03%	8,80%
ATS DELL'INSUBRIA	11	9,46%	10,86%	10,15%	10,50%	8,98%
	12	10,68%	10,85%	10,11%	9,69%	9,35%
	13	11,63%	10,93%	10,88%	8,72%	8,40%
	14	10,75%	10,46%	9,73%	8,73%	8,37%
	15	11,77%	11,03%	9,21%	9,07%	7,68%
	16	9,92%	10,00%	9,45%	9,61%	7,42%
ATS DELLA MONTAGNA	11	10,50%	9,84%	10,77%	11,98%	9,63%
	12	10,63%	10,65%	11,37%	11,82%	8,83%
	13	12,11%	9,97%	11,23%	11,25%	8,36%
	14	10,46%	10,37%	11,27%	10,01%	9,63%
	15	11,26%	11,08%	10,98%	10,81%	10,17%
	16	10,10%	10,34%	11,61%	12,30%	9,21%
ATS DELLA BRIANZA	11	9,24%	9,82%	9,72%	11,28%	10,28%
	12	9,75%	10,00%	10,83%	9,97%	9,49%
	13	10,49%	10,49%	10,48%	10,52%	9,13%
	14	9,72%	11,00%	10,31%	10,68%	9,11%
	15	9,41%	10,43%	10,03%	9,99%	9,75%
	16	8,65%	9,52%	10,09%	10,15%	8,24%
ATS DI BERGAMO	11	8,45%	9,40%	10,18%	10,12%	9,07%
	12	8,98%	10,11%	9,68%	10,25%	8,95%
	13	10,38%	10,35%	9,89%	9,00%	8,31%
	14	9,08%	11,07%	9,89%	9,13%	8,37%
	15	9,36%	10,17%	9,33%	9,09%	8,44%
	16	8,49%	9,43%	9,75%	9,48%	7,94%
ATS DI BRESCIA	11	9,19%	11,08%	10,33%	10,77%	9,69%
	12	9,83%	10,56%	10,46%	10,20%	9,11%
	13	10,57%	10,28%	10,52%	10,13%	9,91%
	14	9,95%	10,28%	10,51%	9,20%	9,22%
	15	10,32%	10,69%	10,46%	9,57%	8,55%
	16	9,16%	10,50%	9,94%	9,51%	8,31%
ATS DELLA VAL PADANA	11	11,75%	11,46%	11,45%	12,18%	8,48%
	12	10,99%	10,86%	10,80%	12,09%	8,62%
	13	11,34%	10,92%	11,13%	10,82%	9,08%
	14	12,43%	11,41%	11,33%	10,76%	8,36%
	15	11,30%	11,60%	11,18%	9,92%	9,37%
	16	11,18%	9,90%	10,54%	10,50%	8,77%
ATS DI PAVIA	11	12,12%	11,50%	11,30%	10,11%	11,11%
	12	12,82%	12,45%	11,76%	10,88%	9,11%
	13	11,73%	12,01%	12,01%	11,10%	10,52%
	14	11,83%	12,29%	12,80%	11,93%	9,31%
	15	13,05%	12,89%	12,17%	10,38%	10,65%
	16	10,88%	11,61%	11,48%	10,49%	9,41%

Ultimo giorno di analisi: 19/04/2026

% Accessi in Pronto Soccorso con ILI

Settimana	2022	2023	2024	2025	2026
11	3,91%	4,35%	4,10%	3,94%	3,34%
12	4,56%	4,37%	4,14%	3,73%	3,25%
13	4,52%	4,42%	4,24%	3,70%	3,16%
14	4,43%	4,33%	4,24%	3,60%	3,27%
15	4,24%	4,35%	3,99%	3,42%	3,27%
16	3,86%	3,69%	3,76%	3,61%	2,87%

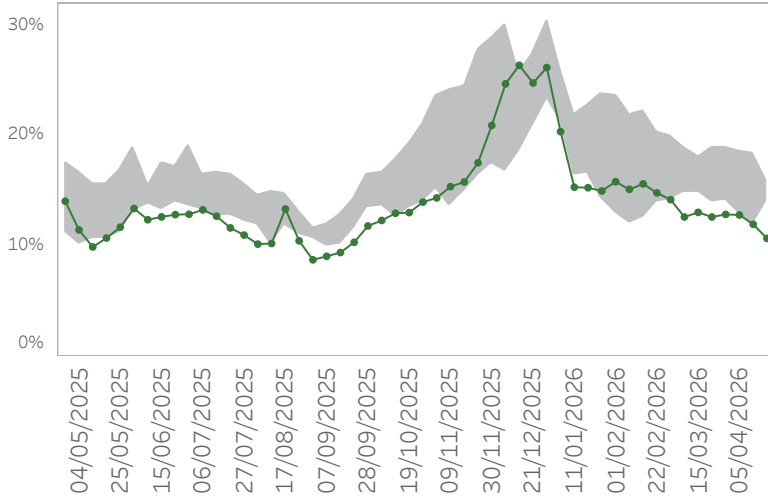
% di Ricoverati da Pronto Soccorso con ILI

Settimana	2022	2023	2024	2025	2026
11	4,49%	5,21%	5,65%	5,76%	5,54%
12	4,86%	5,49%	6,29%	5,19%	5,50%
13	4,85%	5,39%	6,22%	5,79%	5,18%
14	4,73%	4,76%	6,21%	5,81%	5,60%
15	4,90%	5,58%	6,04%	5,38%	5,56%
16	4,28%	4,51%	5,51%	5,48%	4,85%

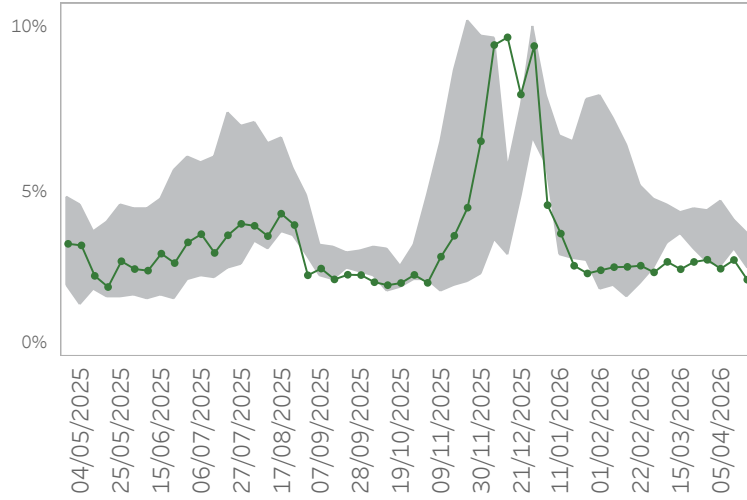
Ultimo giorno di analisi: 19/04/2026

% Accessi per fascia d'età con ILI

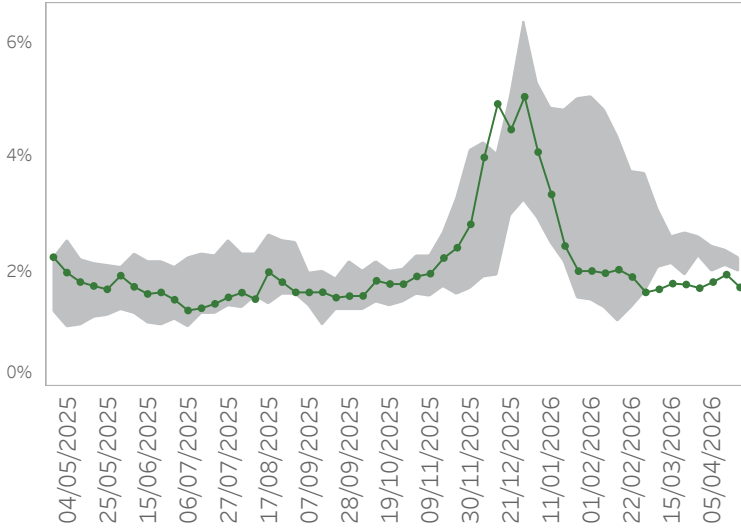
0-9



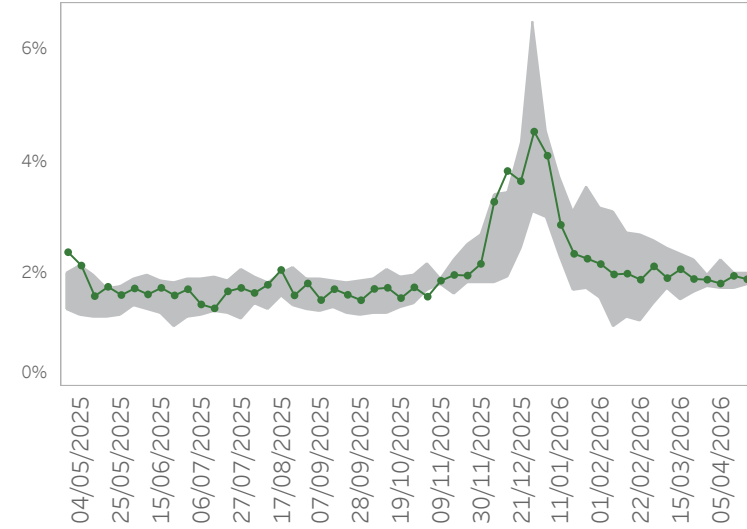
10-19



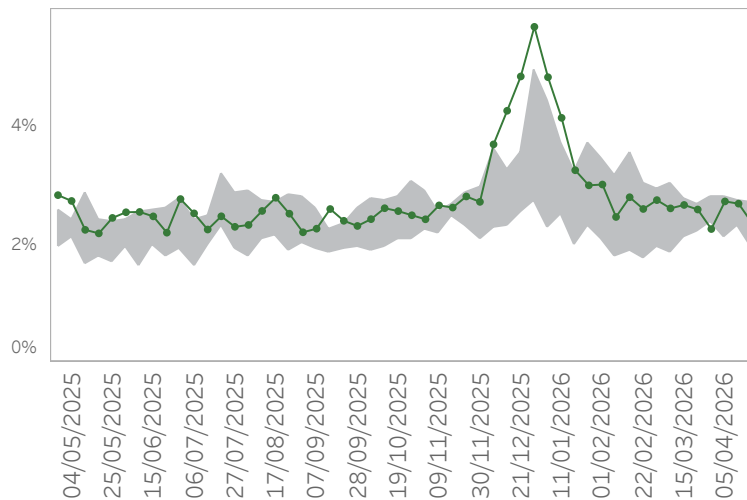
20-49



50-70



70+



Ultimo giorno di analisi: 19/04/2026

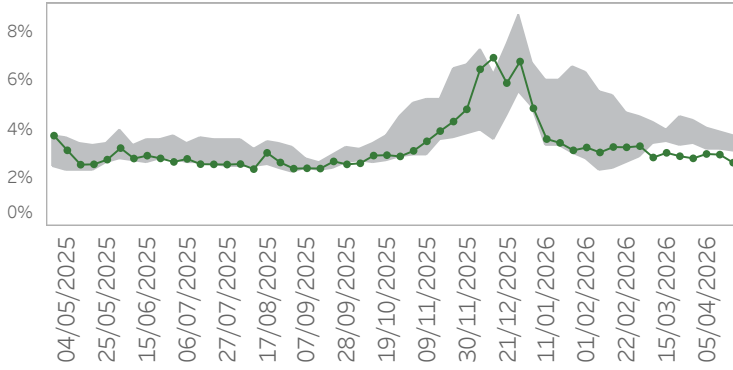
% Accessi per fascia d'età con ILI

Fascia d'età	Settimana	2022	2023	2024	2025	2026
0-9	11	15,83%	18,06%	16,06%	14,97%	13,03%
	12	18,24%	18,80%	16,31%	14,09%	12,62%
	13	18,41%	18,79%	16,75%	14,17%	12,85%
	14	18,26%	18,44%	15,89%	12,93%	12,80%
	15	17,65%	18,36%	14,41%	11,89%	11,96%
	16	15,86%	15,81%	14,30%	14,09%	10,69%
10-19	11	4,11%	3,72%	4,38%	3,69%	2,65%
	12	4,45%	3,25%	3,99%	3,40%	2,87%
	13	4,27%	3,37%	4,42%	2,83%	2,93%
	14	3,61%	4,20%	4,68%	2,74%	2,66%
	15	3,40%	3,61%	4,13%	3,28%	2,93%
	16	3,49%	2,70%	3,73%	3,24%	2,33%
20-49	11	2,24%	2,39%	2,14%	2,62%	1,80%
	12	2,66%	2,30%	1,95%	2,29%	1,78%
	13	2,61%	2,26%	2,35%	2,35%	1,72%
	14	2,43%	2,02%	2,33%	2,22%	1,83%
	15	2,36%	2,09%	2,34%	2,20%	1,95%
	16	2,22%	2,00%	2,16%	2,23%	1,73%
50-70	11	1,66%	1,52%	1,88%	2,34%	2,09%
	12	1,85%	1,67%	1,97%	2,26%	1,92%
	13	1,84%	1,77%	1,96%	1,98%	1,90%
	14	1,90%	1,73%	1,93%	2,23%	1,83%
	15	1,76%	1,92%	2,00%	1,94%	1,97%
	16	2,00%	1,80%	1,98%	1,97%	1,91%
70+	11	2,23%	2,10%	2,14%	2,78%	2,67%
	12	2,22%	2,29%	2,57%	2,67%	2,59%
	13	2,42%	2,39%	2,40%	2,79%	2,26%
	14	2,31%	2,13%	2,51%	2,79%	2,73%
	15	2,33%	2,60%	2,71%	2,72%	2,69%
	16	2,29%	1,97%	2,37%	2,70%	2,36%

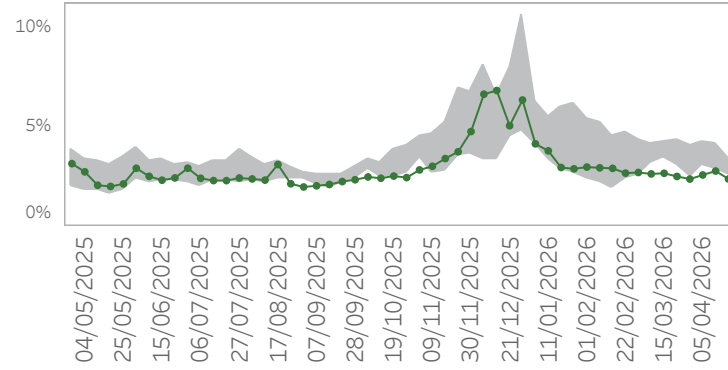
Ultimo giorno di analisi: 19/04/2026

% Accessi per ATS con ILI

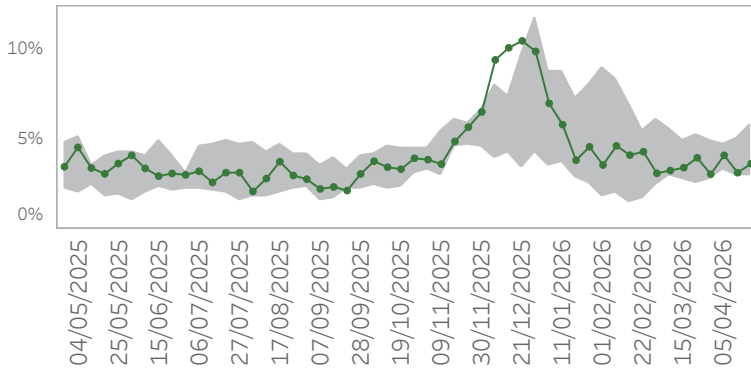
ATS della città Metropolitana di Milano



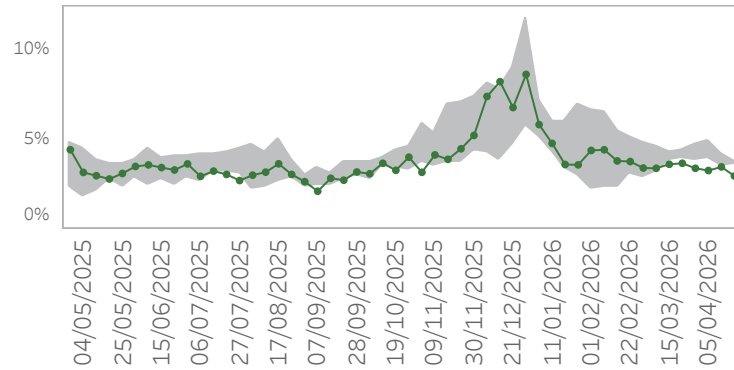
ATS dell'Insubria



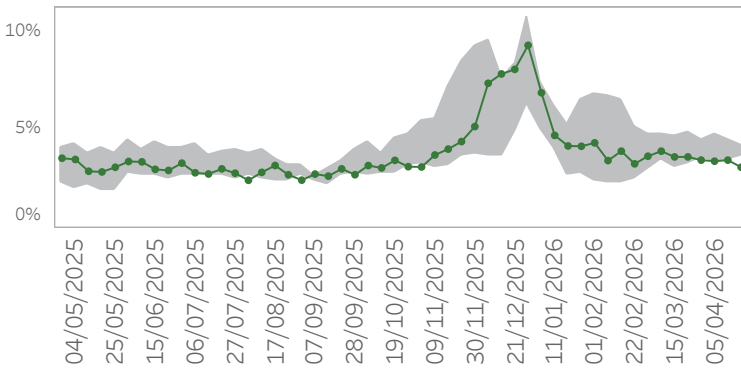
ATS della Montagna



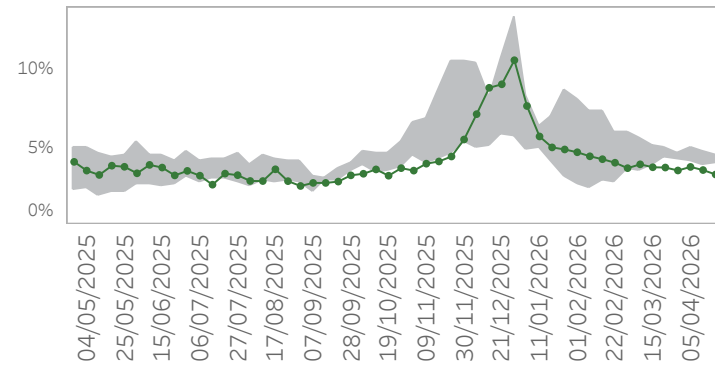
ATS della Brianza



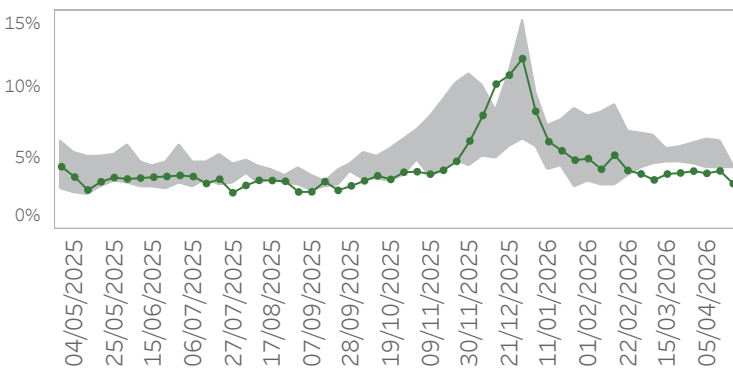
ATS di Bergamo



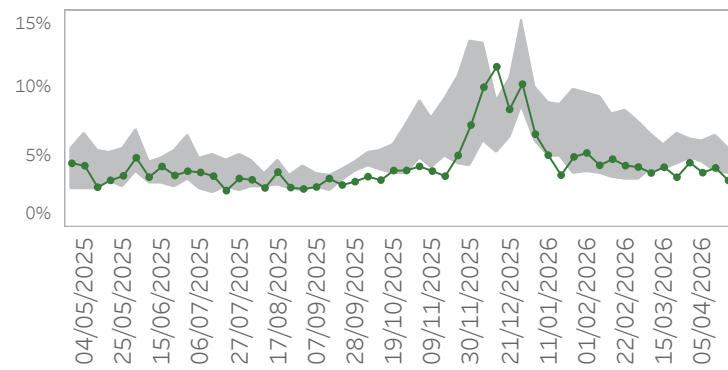
ATS di Brescia



ATS della Val Padana



ATS di Pavia

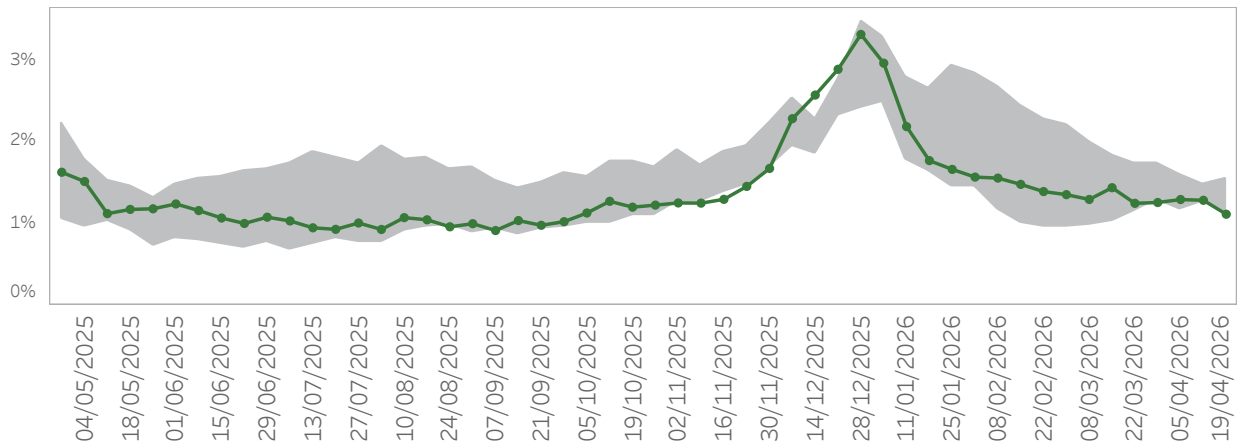


Ultimo giorno di analisi: 19/04/2026

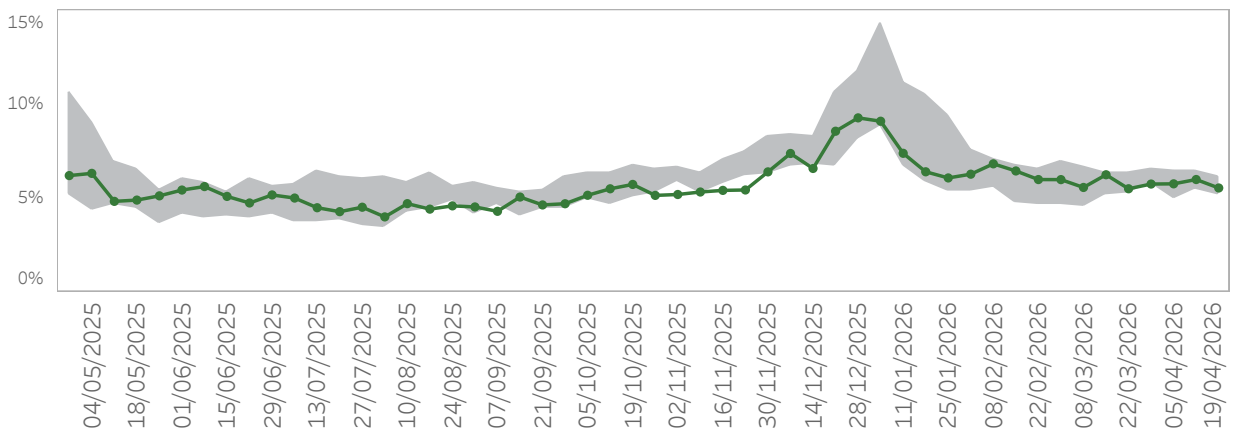
% Accessi per ATS con ILI

ATS	Settimana	2022	2023	2024	2025	2026
ATS DELLA CITTA' METROPOLITANA DI MILANO	11	3,94%	3,78%	3,76%	3,49%	3,04%
	12	4,54%	3,69%	3,81%	3,35%	2,90%
	13	4,34%	4,08%	3,92%	3,44%	2,81%
	14	4,05%	3,47%	3,73%	3,19%	2,99%
	15	3,90%	3,74%	3,55%	3,14%	2,97%
	16	3,76%	3,11%	3,42%	3,34%	2,63%
ATS DELL'INSUBRIA	11	3,56%	4,21%	3,70%	3,48%	2,66%
	12	4,33%	4,29%	3,67%	3,07%	2,50%
	13	3,86%	4,05%	3,84%	2,52%	2,37%
	14	4,19%	4,04%	3,65%	3,11%	2,57%
	15	4,12%	4,06%	2,89%	2,88%	2,77%
	16	3,24%	3,35%	2,64%	3,13%	2,37%
ATS DELLA MONTAGNA	11	2,77%	3,18%	4,83%	4,93%	3,40%
	12	3,38%	2,50%	4,62%	5,22%	3,94%
	13	3,99%	2,77%	4,92%	4,83%	3,04%
	14	3,31%	3,59%	4,65%	4,36%	4,08%
	15	2,98%	3,99%	5,03%	4,00%	3,12%
	16	2,94%	3,13%	5,77%	4,77%	3,62%
ATS DELLA BRIANZA	11	4,16%	3,83%	4,26%	3,98%	3,58%
	12	3,99%	4,37%	4,35%	3,92%	3,63%
	13	4,61%	4,04%	4,24%	3,81%	3,35%
	14	4,74%	4,84%	4,73%	3,96%	3,23%
	15	4,10%	3,98%	4,08%	3,53%	3,43%
	16	3,75%	3,57%	3,62%	3,63%	2,93%
ATS DI BERGAMO	11	3,06%	4,60%	3,86%	3,86%	3,61%
	12	3,90%	4,83%	3,68%	3,28%	3,61%
	13	4,47%	4,36%	4,16%	3,58%	3,45%
	14	4,53%	4,70%	3,74%	3,34%	3,39%
	15	4,41%	4,31%	4,00%	3,44%	3,44%
	16	4,14%	4,17%	3,77%	3,69%	3,09%
ATS DI BRESCIA	11	3,89%	5,08%	4,43%	4,76%	3,70%
	12	4,51%	4,75%	4,93%	4,30%	3,68%
	13	4,45%	4,63%	4,59%	4,20%	3,49%
	14	4,32%	4,40%	4,90%	4,05%	3,72%
	15	4,25%	4,62%	4,68%	3,78%	3,52%
	16	3,99%	4,24%	4,42%	3,92%	3,24%
ATS DELLA VAL PADANA	11	4,69%	5,67%	4,82%	4,91%	3,92%
	12	5,89%	5,69%	4,96%	4,72%	4,00%
	13	5,59%	6,17%	4,58%	4,72%	4,13%
	14	5,69%	6,38%	5,35%	4,33%	3,97%
	15	5,16%	6,19%	4,93%	4,28%	4,15%
	16	4,45%	4,34%	4,38%	4,32%	3,24%
ATS DI PAVIA	11	5,35%	5,92%	5,24%	4,07%	4,31%
	12	6,73%	6,42%	4,54%	4,51%	3,60%
	13	6,09%	6,23%	5,79%	4,95%	4,63%
	14	5,90%	6,19%	5,62%	4,69%	3,92%
	15	6,01%	6,58%	5,66%	3,98%	4,26%
	16	5,04%	5,64%	5,26%	3,85%	3,36%

Ultimo giorno di analisi: 19/04/2026

% Accessi in Pronto Soccorso con POLMONITI

Settimana	2022	2023	2024	2025	2026
11	1,03%	1,32%	1,42%	1,82%	1,43%
12	1,15%	1,28%	1,45%	1,73%	1,24%
13	1,28%	1,32%	1,53%	1,72%	1,25%
14	1,17%	1,24%	1,52%	1,60%	1,29%
15	1,25%	1,39%	1,48%	1,46%	1,28%
16	1,12%	1,20%	1,34%	1,53%	1,11%

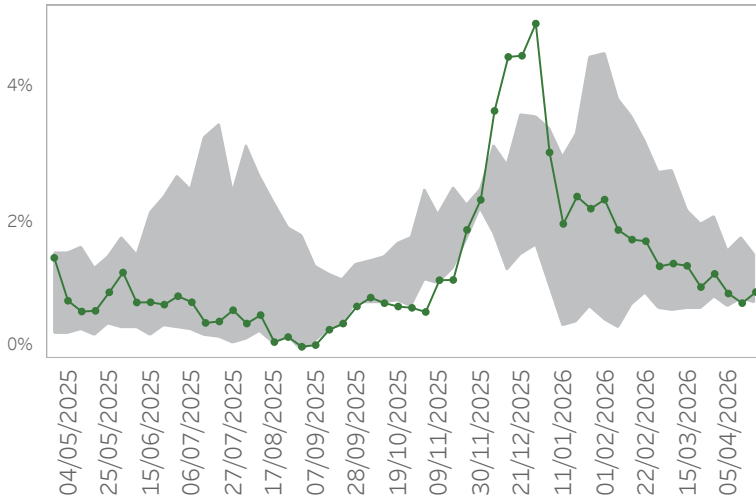
% di Ricoverati da Pronto Soccorso con POLMONITI

Settimana	2022	2023	2024	2025	2026
11	5,18%	5,64%	5,82%	6,33%	6,26%
12	5,33%	5,89%	6,29%	6,33%	5,51%
13	5,85%	5,90%	6,02%	6,58%	5,76%
14	4,98%	5,59%	5,84%	6,41%	5,78%
15	5,54%	6,40%	6,32%	6,07%	6,00%
16	5,17%	5,85%	5,61%	6,10%	5,55%

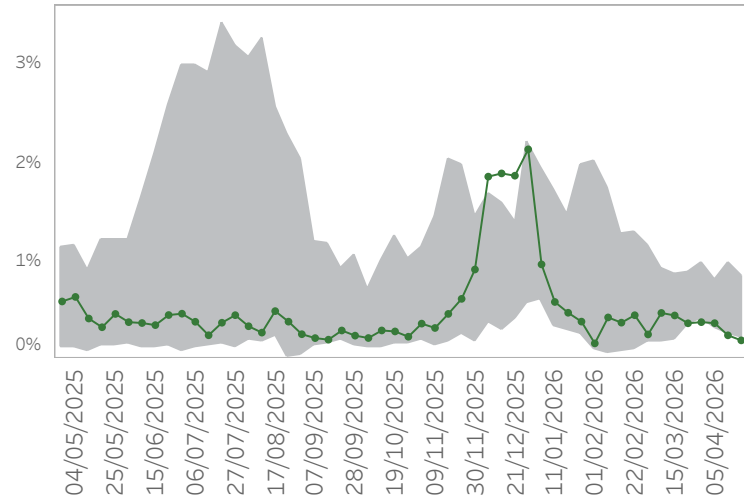
Ultimo giorno di analisi: 19/04/2026

% Accessi per fascia d'età con POLMONITI

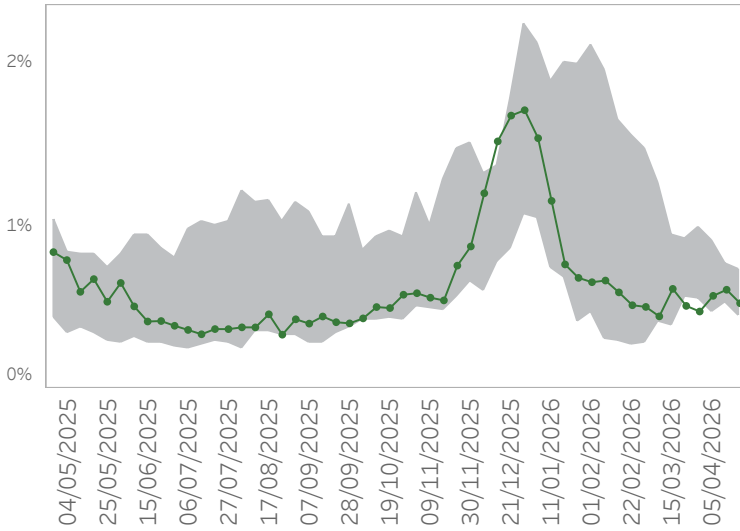
0-9



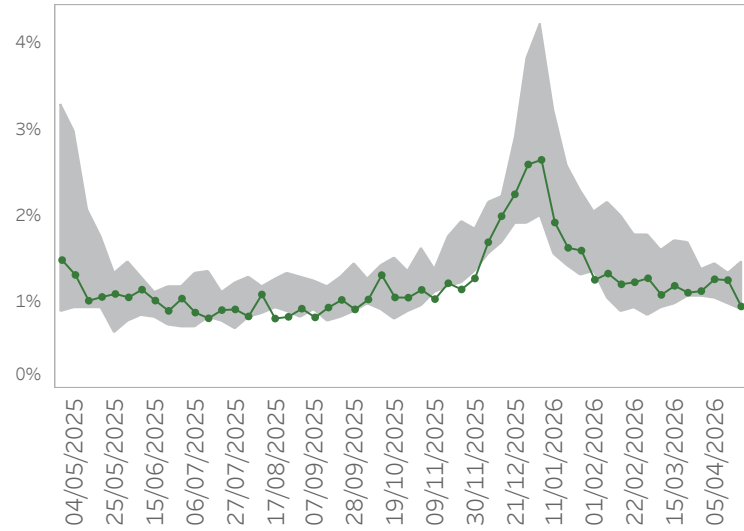
10-19



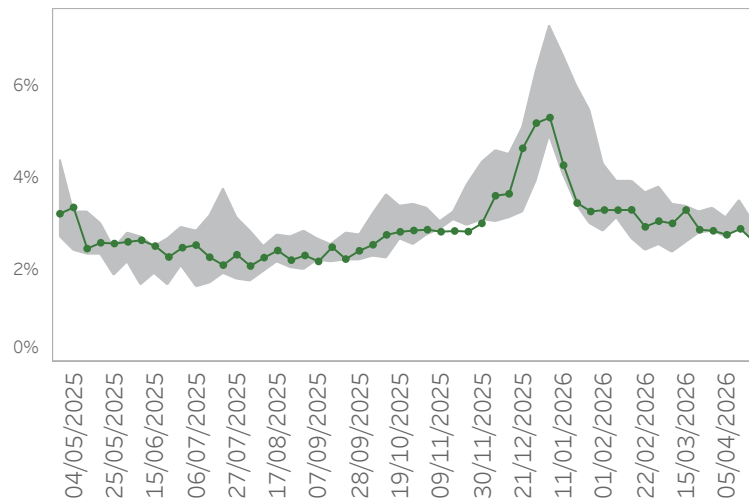
20-49



50-70



70+



Ultimo giorno di analisi: 19/04/2026

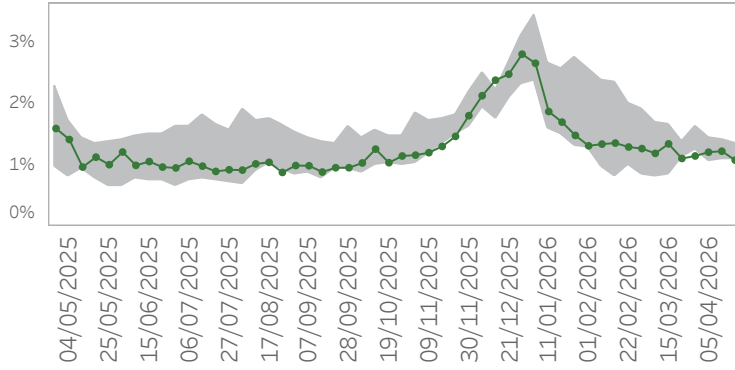
% Accessi per fascia d'età con POLMONITI

Fascia d'età	Settimana	2022	2023	2024	2025	2026
0-9	11	0,74%	1,31%	1,66%	2,18%	1,37%
	12	0,74%	1,34%	1,80%	1,97%	1,05%
	13	0,91%	1,34%	2,01%	2,07%	1,25%
	14	0,77%	1,03%	1,59%	1,57%	0,96%
	15	0,87%	1,20%	1,77%	1,49%	0,82%
	16	0,83%	0,85%	1,39%	1,53%	0,98%
10-19	11	0,19%	0,53%	0,85%	0,87%	0,44%
	12	0,38%	0,35%	0,88%	0,70%	0,36%
	13	0,44%	0,41%	0,98%	0,62%	0,37%
	14	0,32%	0,37%	0,81%	0,79%	0,36%
	15	0,26%	0,37%	0,98%	0,59%	0,24%
	16	0,23%	0,22%	0,84%	0,67%	0,19%
20-49	11	0,39%	0,65%	0,74%	0,95%	0,61%
	12	0,57%	0,61%	0,73%	0,92%	0,51%
	13	0,55%	0,62%	0,77%	0,99%	0,48%
	14	0,51%	0,47%	0,78%	0,91%	0,57%
	15	0,53%	0,55%	0,67%	0,77%	0,61%
	16	0,44%	0,51%	0,74%	0,73%	0,53%
50-70	11	0,98%	1,06%	1,19%	1,71%	1,20%
	12	1,07%	1,12%	1,25%	1,68%	1,12%
	13	1,07%	1,08%	1,34%	1,38%	1,13%
	14	1,31%	1,05%	1,38%	1,44%	1,27%
	15	1,23%	0,97%	1,34%	1,34%	1,26%
	16	0,90%	1,14%	1,24%	1,47%	0,96%
70+	11	2,58%	2,97%	2,80%	3,38%	3,31%
	12	2,79%	2,79%	2,85%	3,24%	2,88%
	13	3,23%	2,99%	2,84%	3,35%	2,85%
	14	2,73%	2,92%	3,02%	3,13%	2,77%
	15	2,91%	3,49%	2,96%	2,93%	2,90%
	16	2,85%	2,82%	2,62%	3,04%	2,61%

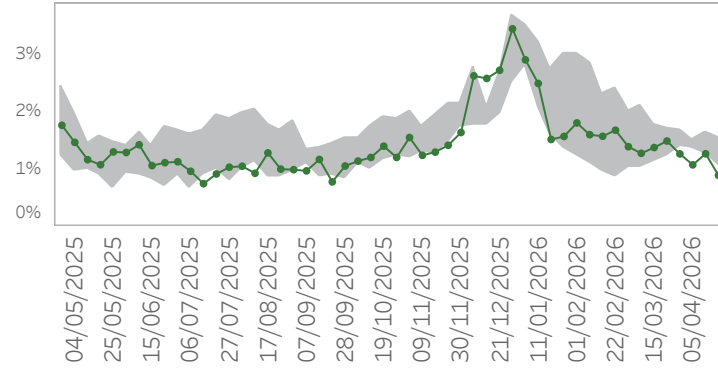
Ultimo giorno di analisi: 19/04/2026

% Accessi per ATS con POLMONITI

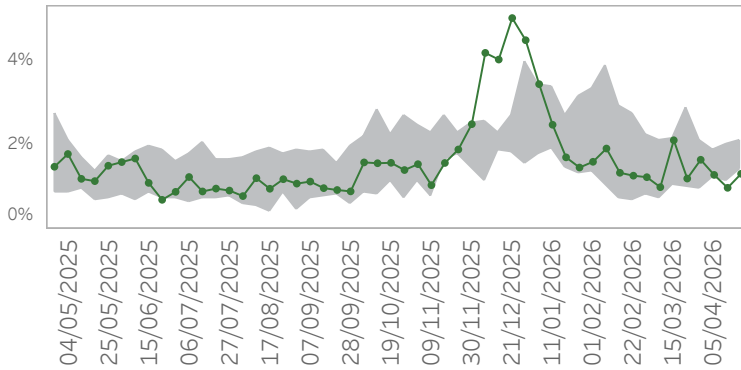
ATS della città Metropolitana di Milano



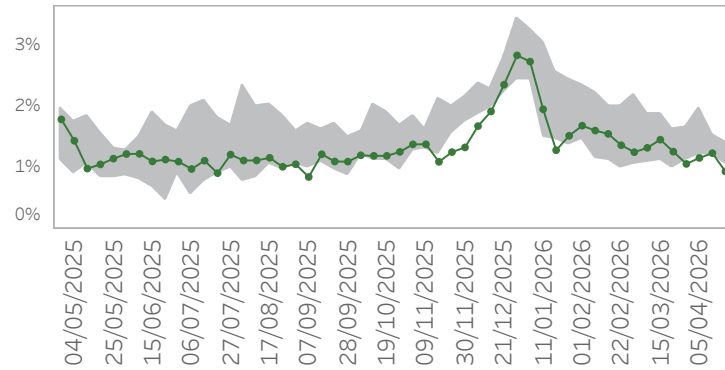
ATS dell'Insubria



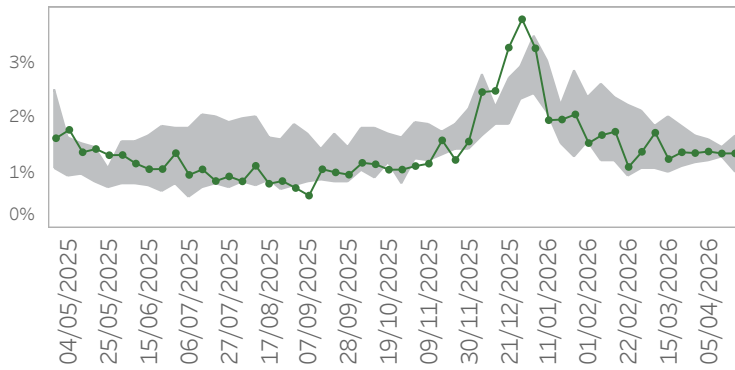
ATS della Montagna



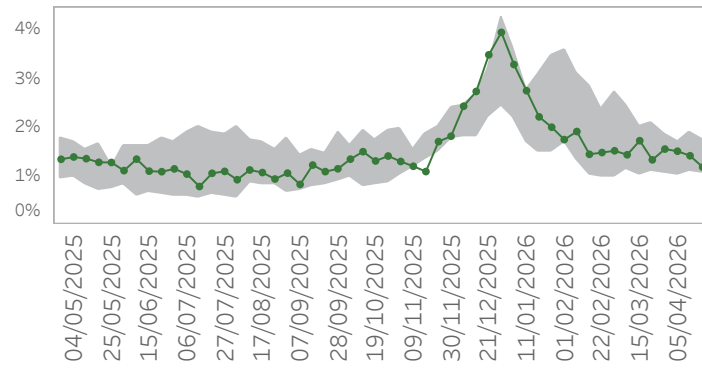
ATS della Brianza



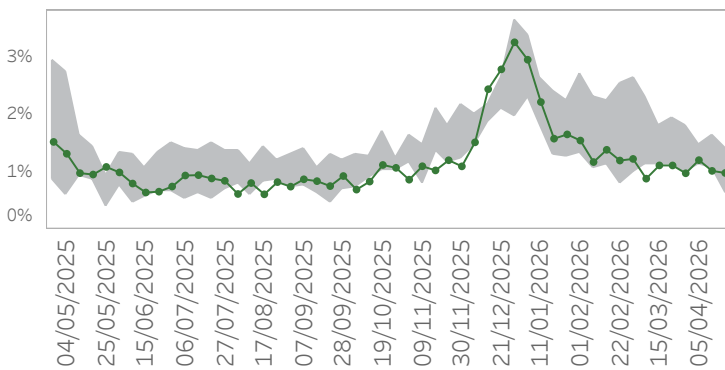
ATS di Bergamo



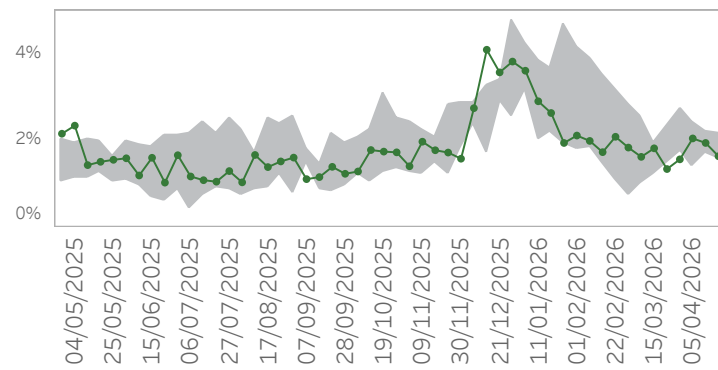
ATS di Brescia



ATS della Val Padana



ATS di Pavia



Ultimo giorno di analisi: 19/04/2026

% Accessi per ATS con POLMONITI

ATS	Settimana	2022	2023	2024	2025	2026
ATS DELLA CITTA' METROPOLITANA DI MILANO	11	0,83%	1,40%	1,38%	1,65%	1,34%
	12	1,11%	1,22%	1,37%	1,38%	1,10%
	13	1,26%	1,26%	1,48%	1,61%	1,15%
	14	1,06%	1,11%	1,36%	1,42%	1,21%
	15	1,10%	1,24%	1,42%	1,36%	1,22%
	16	1,16%	1,09%	1,29%	1,35%	1,08%
ATS DELL'INSUBRIA	11	1,20%	1,60%	1,15%	1,78%	1,37%
	12	1,24%	1,26%	1,40%	1,70%	1,48%
	13	1,58%	1,43%	1,68%	1,41%	1,26%
	14	1,35%	1,41%	1,51%	1,48%	1,07%
	15	1,45%	1,62%	1,25%	1,60%	1,26%
	16	1,05%	1,46%	1,33%	1,54%	0,89%
ATS DELLA MONTAGNA	11	1,34%	1,05%	1,73%	2,13%	2,11%
	12	1,00%	1,65%	2,33%	2,87%	1,20%
	13	1,14%	0,97%	1,17%	2,11%	1,65%
	14	1,48%	1,24%	1,55%	1,87%	1,29%
	15	1,42%	2,01%	1,74%	1,16%	0,98%
	16	1,41%	1,81%	1,71%	2,09%	1,32%
ATS DELLA BRIANZA	11	1,16%	1,11%	1,35%	1,87%	1,46%
	12	1,01%	1,21%	1,36%	1,64%	1,26%
	13	1,37%	1,12%	1,65%	1,67%	1,06%
	14	1,21%	1,25%	1,77%	1,97%	1,16%
	15	1,22%	1,41%	1,53%	1,30%	1,24%
	16	1,07%	1,18%	1,28%	1,42%	0,94%
ATS DI BERGAMO	11	1,00%	1,07%	1,54%	2,02%	1,26%
	12	1,12%	1,45%	1,43%	1,83%	1,38%
	13	1,17%	1,43%	1,49%	1,68%	1,37%
	14	1,21%	1,53%	1,53%	1,59%	1,39%
	15	1,28%	1,45%	1,46%	1,45%	1,36%
	16	1,01%	1,27%	1,18%	1,65%	1,36%
ATS DI BRESCIA	11	1,03%	1,34%	1,60%	2,01%	1,72%
	12	1,11%	1,26%	1,62%	2,10%	1,33%
	13	1,07%	1,23%	1,48%	1,85%	1,55%
	14	1,02%	1,07%	1,51%	1,71%	1,51%
	15	1,21%	1,11%	1,60%	1,90%	1,41%
	16	1,04%	1,20%	1,53%	1,74%	1,18%
ATS DELLA VAL PADANA	11	1,23%	1,13%	1,36%	1,78%	1,11%
	12	1,26%	1,12%	1,29%	1,91%	1,11%
	13	0,98%	1,39%	1,36%	1,80%	0,98%
	14	1,13%	1,31%	1,45%	1,33%	1,20%
	15	1,29%	1,19%	1,63%	1,08%	1,02%
	16	0,97%	0,63%	1,12%	1,40%	0,98%
ATS DI PAVIA	11	1,23%	1,29%	1,68%	1,93%	1,81%
	12	1,65%	1,48%	1,67%	2,31%	1,34%
	13	1,74%	1,95%	2,12%	2,72%	1,56%
	14	1,64%	1,41%	2,25%	2,42%	2,04%
	15	1,69%	2,21%	1,77%	1,79%	1,93%
	16	1,62%	1,60%	1,79%	2,14%	1,63%