

SORVEGLIANZA ACCESSI PRONTO SOCCORSO

Nota metodologica

Il presente report mostra i dati relativi al numero di accessi settimanali nei Pronto Soccorso di Regione Lombardia; vengono riportati gli accessi totali e classificati in base alla diagnosi alla dimissione e suddivisi per fascia di età ed ATS di afferenza del Pronto Soccorso. La fonte dei dati è il flusso EUOL (Emergenze Urgenze Online).

Sulla base della diagnosi attribuita alla dimissione del Pronto Soccorso (codifica ICD-9CM) gli accessi sono stati suddivisi in:

1. Diagnosi di **sindromi respiratorie**
2. Diagnosi di **sindromi simi-influenzali (influenza-like illness, ILI)**
3. Diagnosi di **polmoniti**

Il framework utilizzato per la classificazione degli accessi è quello proposto dai Centers for Disease Control and Prevention (U.S. CDC), integrato con i codici relativi al COVID-19.

Si sottolinea inoltre che il flusso EUOL proveniente dai Pronto Soccorso dell'ATS PAVIA – Fondazione IRCCS Policlinico San Matteo, ASST PAVIA (Ospedale di Voghera e Vigevano) – presentano alcuni dati mancanti per le settimane n° 29-49 del 2023, pertanto i grafici relativi agli accessi suddivisi per ATS mostrano una flessione nel numero di accessi relativamente al periodo indicato.

Grafici rappresentati

Nei grafici la linea **verde** (denominata "Valore Attuale") mostra il dato relativo alla settimana riportata sull'asse x. L'area in **grigio** rappresenta i valori relativi alla stessa settimana nei 4 anni precedenti ordinati dal minimo al massimo.

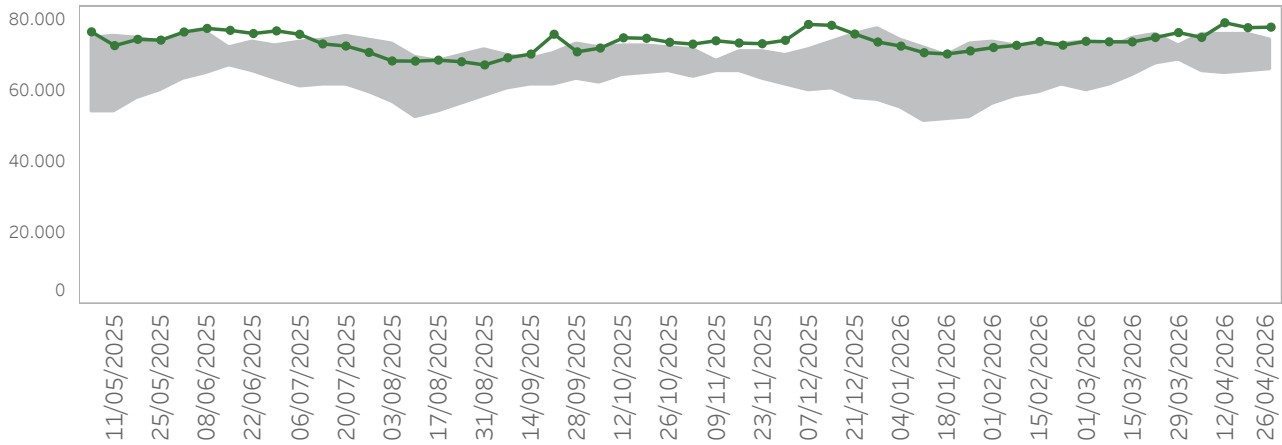
Codifica delle settimane rappresentate:

Settimana	Inizio	Fine
12	16/03/2026	22/03/2026
13	23/03/2026	29/03/2026
14	30/03/2026	05/04/2026
15	06/04/2026	12/04/2026
16	13/04/2026	19/04/2026
17	20/04/2026	26/04/2026

1. ACCESSI TOTALI

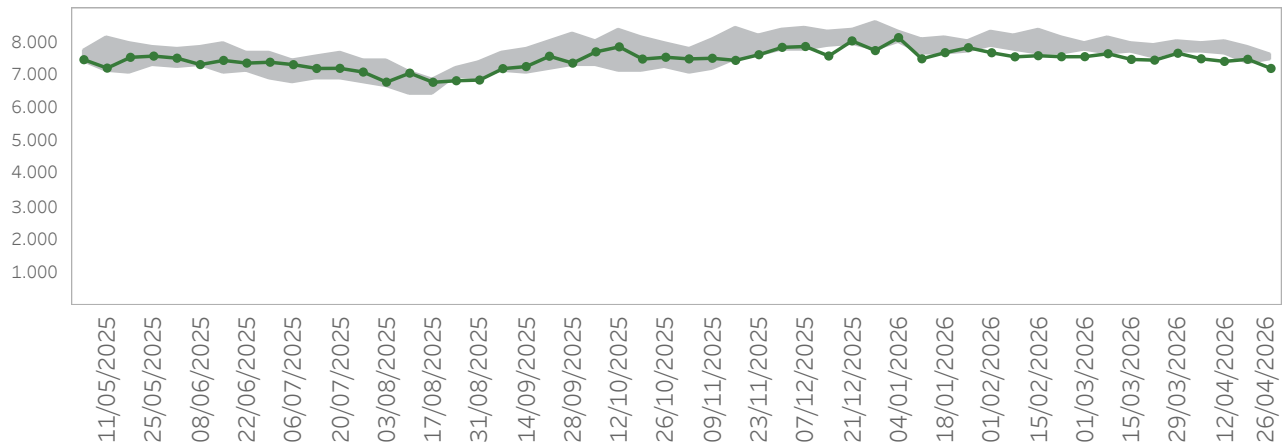
Ultimo giorno di analisi: 26/04/2026

Accessi Totali in Pronto Soccorso



Settimana	2022	2023	2024	2025	2026
12	67.194	68.460	75.785	70.453	74.971
13	68.298	68.929	69.320	72.509	76.339
14	66.995	65.367	74.128	76.232	74.982
15	64.929	67.227	75.747	75.236	79.109
16	65.432	66.843	75.880	68.542	77.726
17	65.849	67.640	70.366	74.189	77.878

Ricoveri Totali da Pronto Soccorso

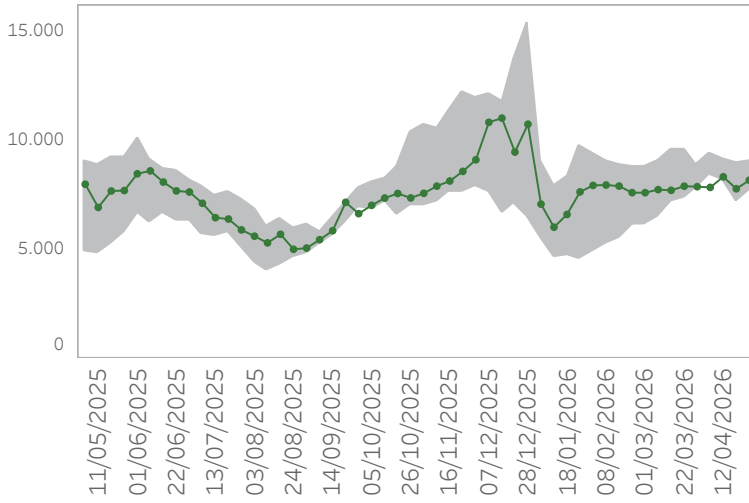


Settimana	2022	2023	2024	2025	2026
12	7.877	7.908	7.939	7.533	7.471
13	8.046	8.064	7.718	7.840	7.681
14	7.692	7.878	8.016	7.800	7.512
15	7.619	8.034	8.001	7.695	7.433
16	7.821	7.823	7.892	7.359	7.497
17	7.630	7.531	7.624	7.466	7.219

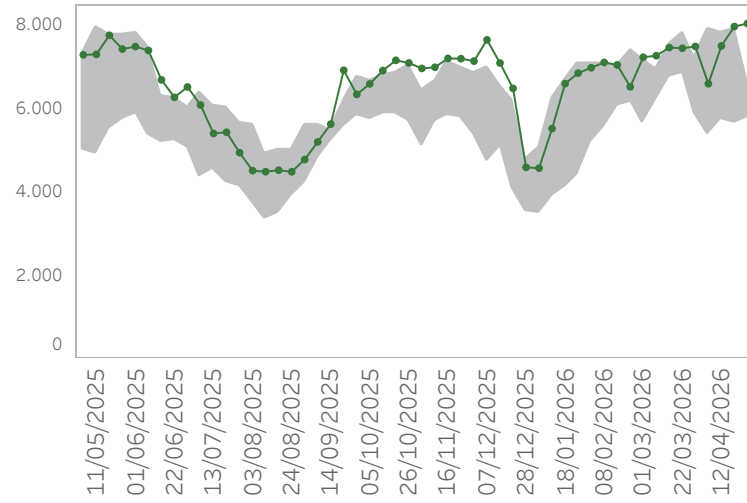
Ultimo giorno di analisi: 26/04/2026

Accessi Totali per fascia d'età

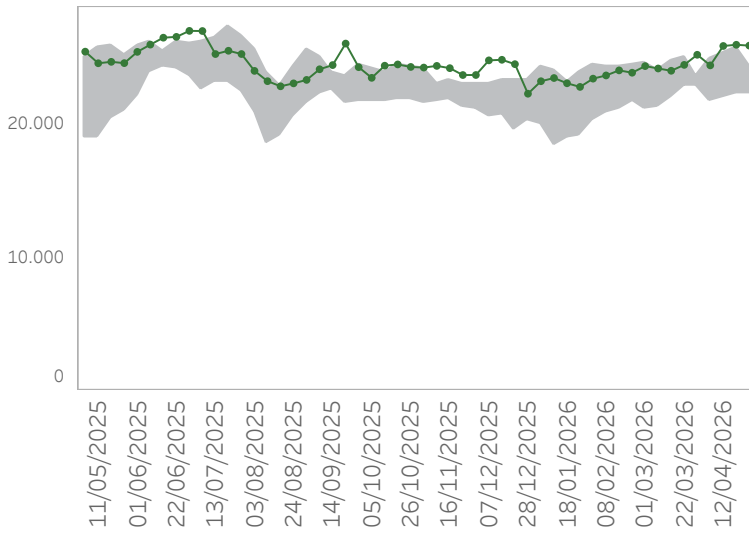
0-9



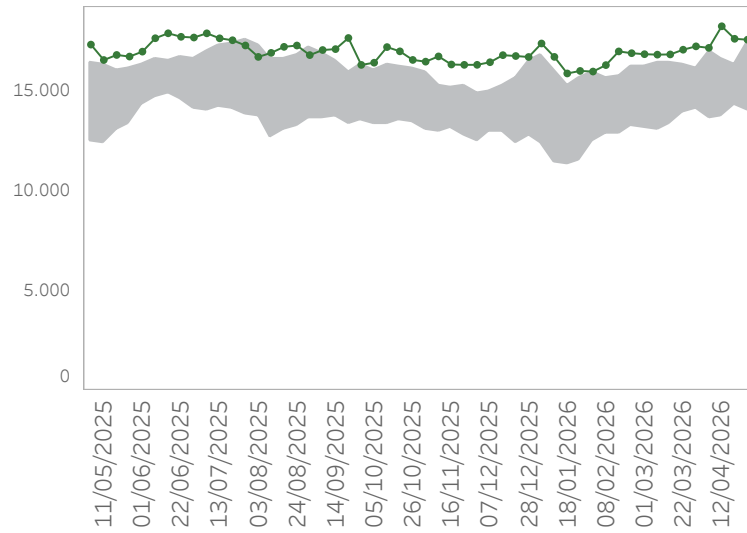
10-19



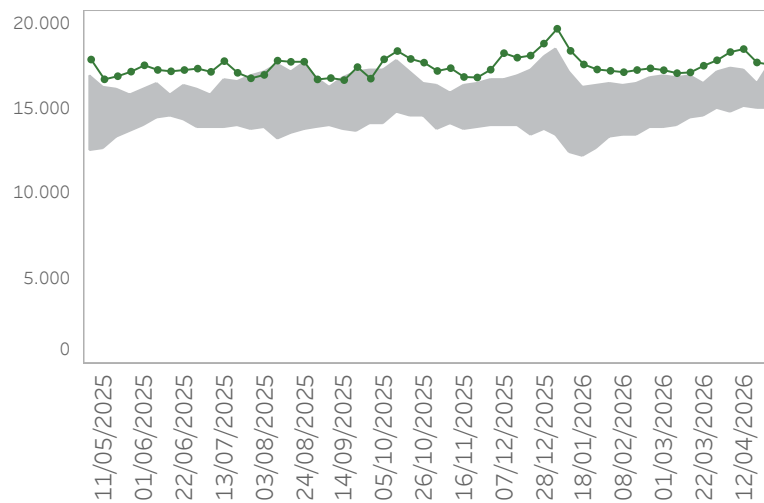
20-49



50-70



70+



Ultimo giorno di analisi: 26/04/2026

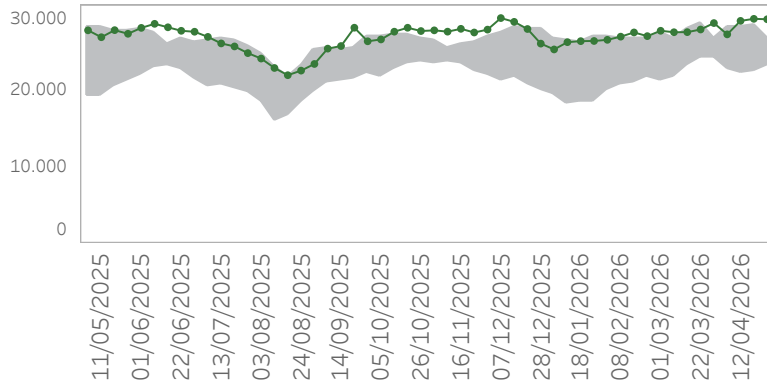
Accessi Totali per fascia d'età

Fascia d'età	Settimana	2022	2023	2024	2025	2026
0-9	12	8.532	8.759	9.516	7.351	7.876
	13	8.383	8.856	8.571	7.810	7.854
	14	8.540	8.652	9.383	8.430	7.820
	15	8.165	8.431	9.089	8.102	8.304
	16	7.463	8.098	8.917	7.211	7.757
	17	7.729	8.986	8.640	8.226	8.148
10-19	12	7.161	6.854	7.845	6.862	7.459
	13	7.041	6.880	5.889	7.236	7.501
	14	6.870	5.405	6.924	7.931	6.606
	15	5.757	5.979	7.754	7.847	7.514
	16	5.738	6.305	7.943	5.684	7.980
	17	6.593	6.206	6.450	5.824	8.052
20-49	12	22.968	22.930	25.192	23.429	24.527
	13	23.698	22.892	23.628	23.635	25.287
	14	23.175	21.754	24.680	24.965	24.490
	15	22.122	22.450	25.375	24.889	25.950
	16	22.796	22.434	25.828	23.151	26.040
	17	22.418	22.485	23.525	24.390	25.977
50-70	12	13.964	14.522	16.377	16.001	17.148
	13	14.191	14.955	15.042	16.251	17.317
	14	13.652	14.114	16.354	17.064	17.241
	15	13.788	14.745	16.527	16.662	18.327
	16	14.389	14.412	16.403	15.595	17.697
	17	14.050	14.605	15.494	17.603	17.652
70+	12	14.552	15.376	16.334	16.418	17.540
	13	14.971	15.344	15.738	17.191	17.861
	14	14.747	15.426	16.378	17.394	18.345
	15	15.076	15.604	16.513	17.228	18.520
	16	15.036	15.581	16.482	16.469	17.732
	17	15.049	15.336	15.983	17.739	17.600

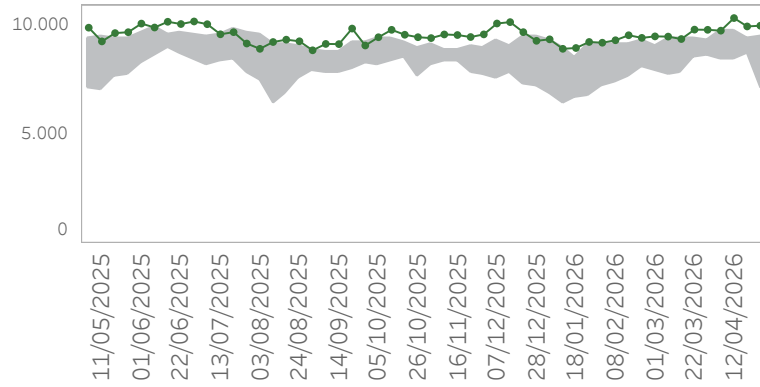
Ultimo giorno di analisi: 26/04/2026

Accessi Totali per ATS

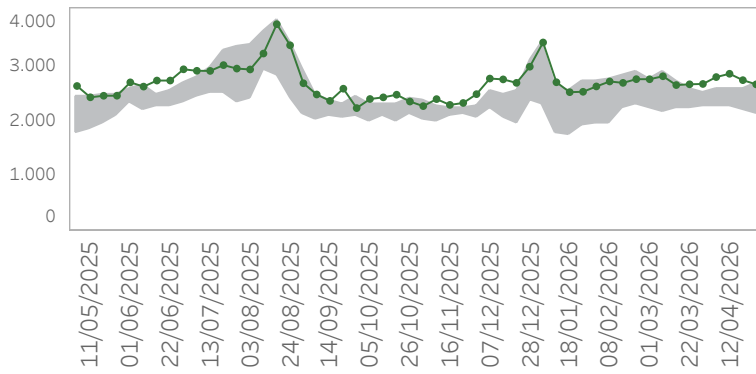
ATS della città Metropolitana di Milano



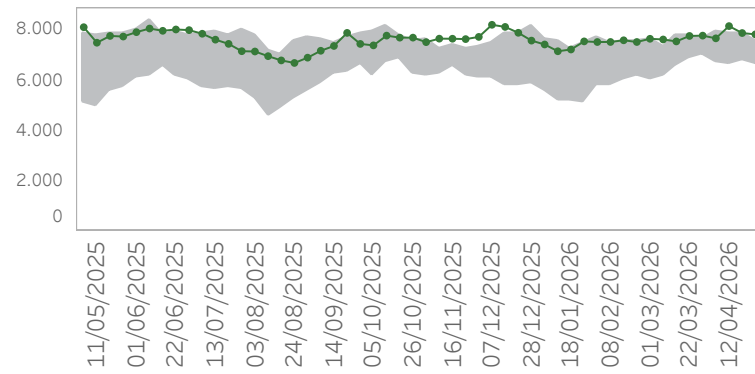
ATS dell'Insubria



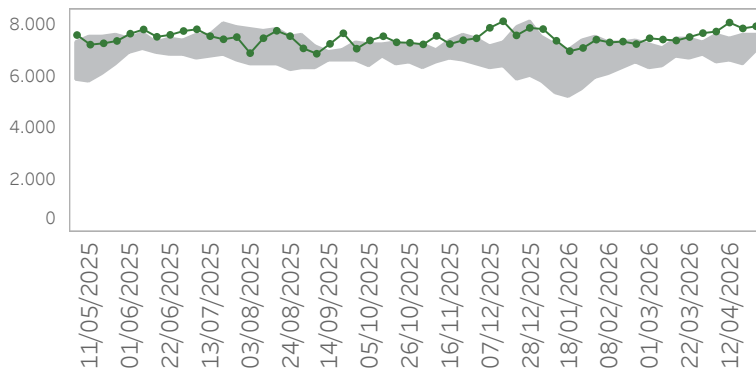
ATS della Montagna



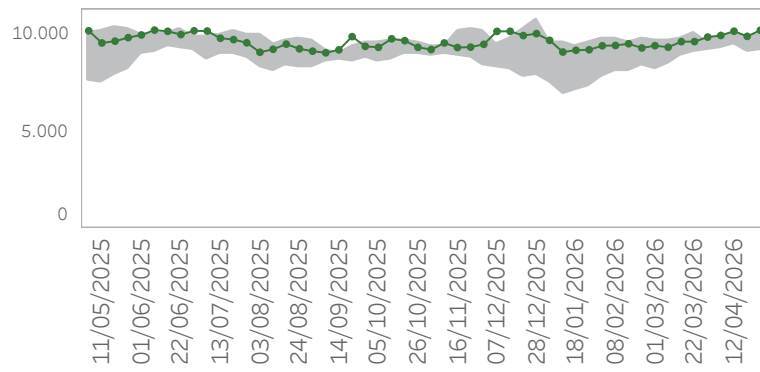
ATS della Brianza



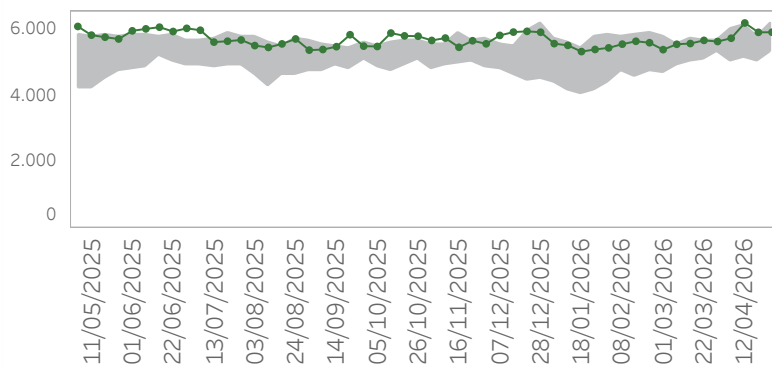
ATS di Bergamo



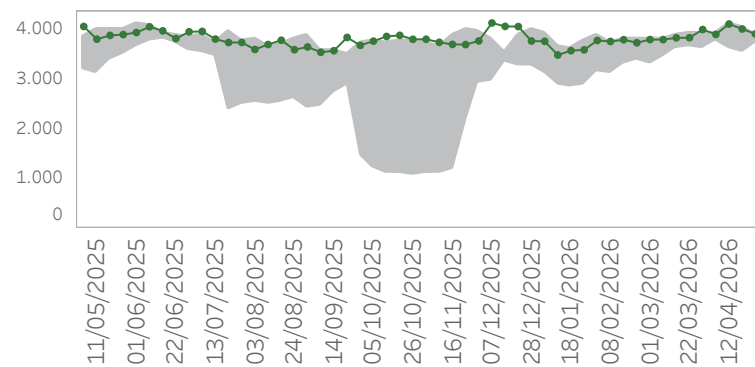
ATS di Brescia



ATS della Val Padana



ATS di Pavia



Ultimo giorno di analisi: 26/04/2026

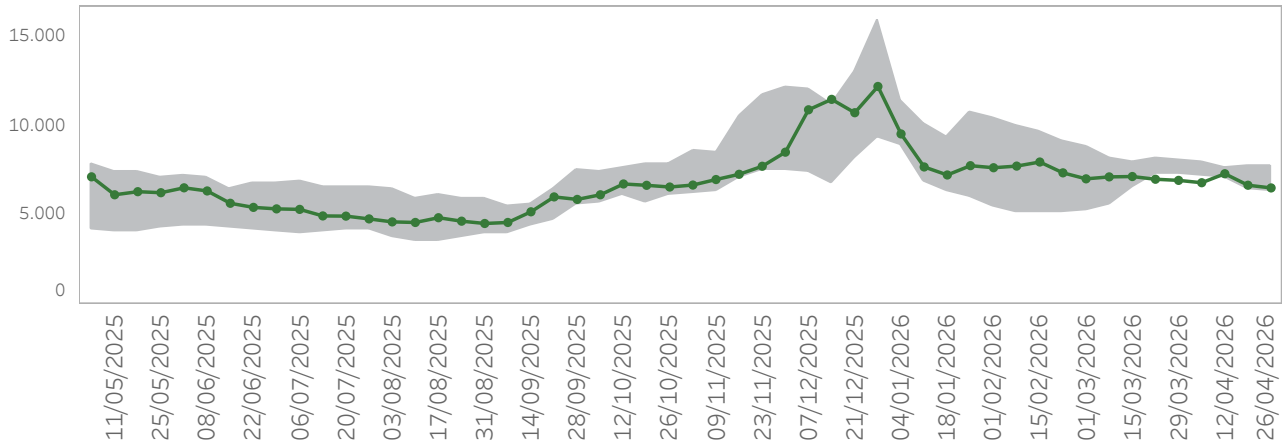
Accessi Totali per ATS

ATS	Settimana	2022	2023	2024	2025	2026
ATS DELLA CITTA' METROPOLITANA DI MILANO	12	24.426	24.525	28.808	26.081	28.058
	13	24.482	24.822	26.029	26.938	28.901
	14	23.935	22.905	27.885	28.395	27.420
	15	22.253	23.794	28.382	28.156	29.188
	16	22.709	24.195	28.560	25.096	29.454
	17	23.413	24.738	26.055	26.817	29.400
ATS DELL'INSUBRIA	12	8.456	8.946	9.410	8.846	9.769
	13	8.652	9.033	8.616	9.273	9.760
	14	8.419	8.654	9.323	9.713	9.721
	15	8.419	8.987	9.504	9.721	10.296
	16	8.635	8.757	9.410	8.774	9.914
	17	8.461	7.071	8.809	9.498	9.947
ATS DELLA MONTAGNA	12	2.305	2.244	2.576	2.546	2.662
	13	2.280	2.276	2.396	2.507	2.668
	14	2.294	2.257	2.583	2.568	2.793
	15	2.247	2.283	2.586	2.497	2.853
	16	2.277	2.205	2.566	2.390	2.737
	17	2.137	2.277	2.502	2.697	2.661
ATS DELLA BRIANZA	12	6.859	7.163	7.822	7.501	7.778
	13	7.067	7.072	7.270	7.668	7.791
	14	6.874	6.698	7.675	7.984	7.683
	15	6.655	7.084	7.909	7.769	8.171
	16	6.809	6.922	7.897	7.185	7.894
	17	6.643	7.294	7.372	7.605	7.841
ATS DI BERGAMO	12	7.161	6.684	7.493	7.063	7.541
	13	7.176	6.789	6.855	7.314	7.693
	14	7.259	6.552	7.271	7.600	7.753
	15	7.037	6.608	7.470	7.297	8.100
	16	7.058	6.448	7.642	6.960	7.874
	17	6.957	6.988	6.961	7.652	7.957
ATS DI BRESCIA	12	9.266	9.743	10.113	9.189	9.678
	13	9.548	9.638	9.262	9.412	9.911
	14	9.390	9.377	9.751	10.029	9.995
	15	9.576	9.547	10.080	9.805	10.217
	16	9.378	9.359	9.985	9.123	9.950
	17	9.197	9.930	9.498	9.997	10.264
ATS DELLA VAL PADANA	12	5.095	5.435	5.668	5.550	5.675
	13	5.299	5.401	5.302	5.677	5.641
	14	5.045	5.173	5.781	6.021	5.740
	15	5.133	5.216	5.698	6.126	6.200
	16	5.055	5.071	5.805	5.506	5.918
	17	5.319	5.462	5.429	6.194	5.921
ATS DI PAVIA	12	3.626	3.720	3.895	3.677	3.810
	13	3.794	3.898	3.590	3.720	3.974
	14	3.779	3.751	3.859	3.922	3.877
	15	3.609	3.708	4.118	3.865	4.084
	16	3.511	3.886	4.015	3.508	3.985
	17	3.722	3.880	3.740	3.729	3.887

2. ACCESSI PER SINDROME

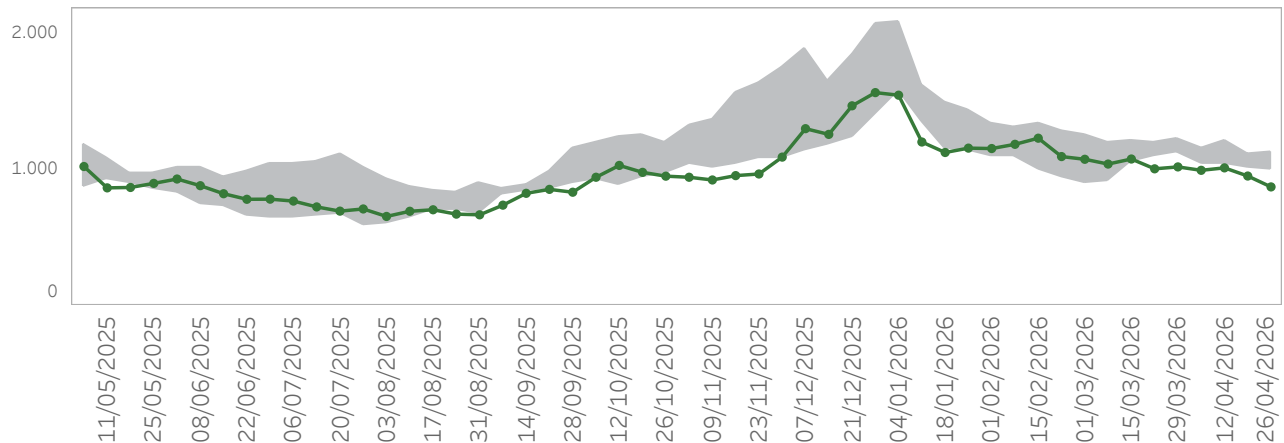
Ultimo giorno di analisi: 26/04/2026

Accessi in Pronto Soccorso con SINDROMI RESPIRATORIE



Settimana	2022	2023	2024	2025	2026
12	7.471	7.520	8.140	7.294	6.987
13	8.049	7.514	7.550	7.332	6.924
14	7.216	7.286	7.902	7.546	6.793
15	7.097	7.491	7.580	7.310	7.295
16	6.473	6.789	7.738	6.856	6.653
17	6.320	7.202	7.748	7.651	6.502

Ricoveri da Pronto Soccorso con SINDROMI RESPIRATORIE

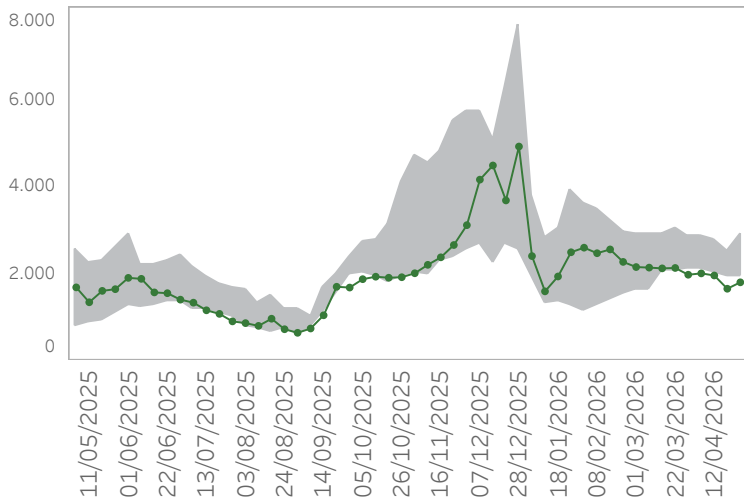


Settimana	2022	2023	2024	2025	2026
12	1.120	1.128	1.198	1.099	1.007
13	1.233	1.170	1.121	1.190	1.021
14	1.048	1.097	1.101	1.157	996
15	1.064	1.212	1.151	1.049	1.014
16	1.020	1.109	1.109	1.075	954
17	1.015	997	1.133	1.049	874

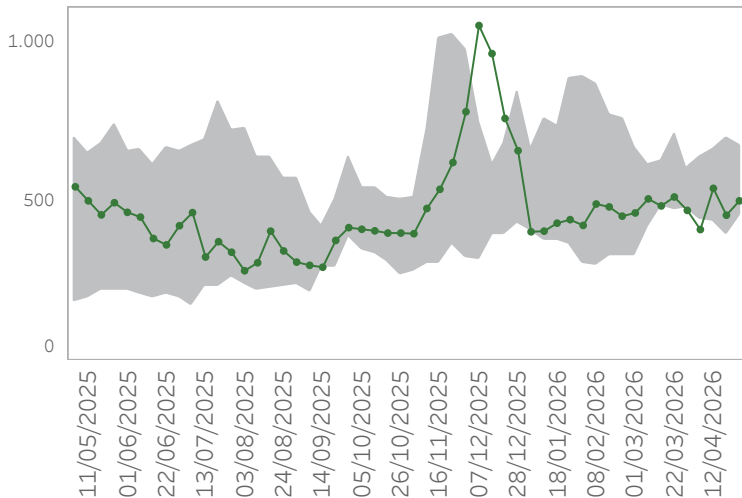
Ultimo giorno di analisi: 26/04/2026

Accessi per fascia d'età con SINDROMI RESPIRATORIE

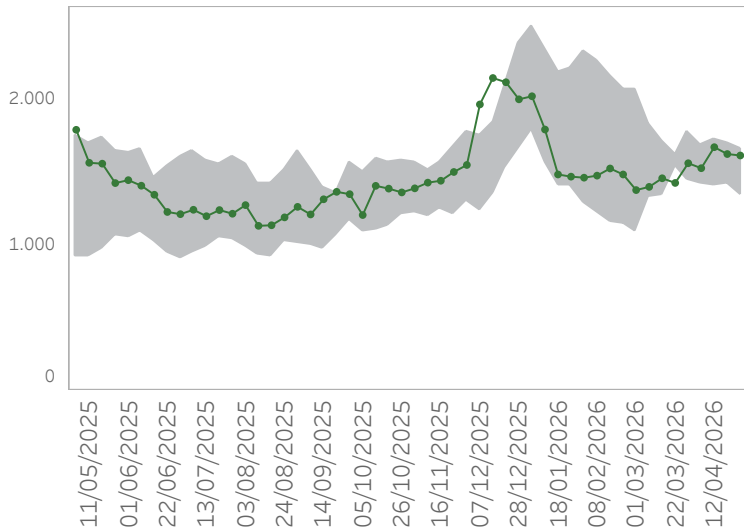
0-9



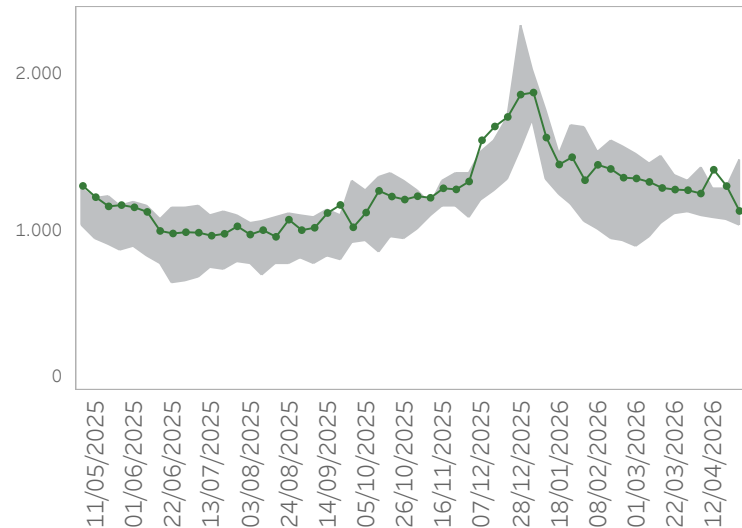
10-19



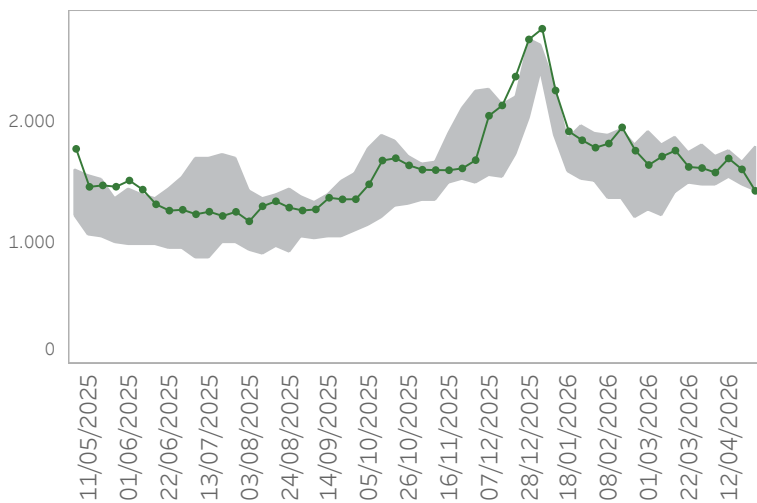
20-49



50-70



70+



Ultimo giorno di analisi: 26/04/2026

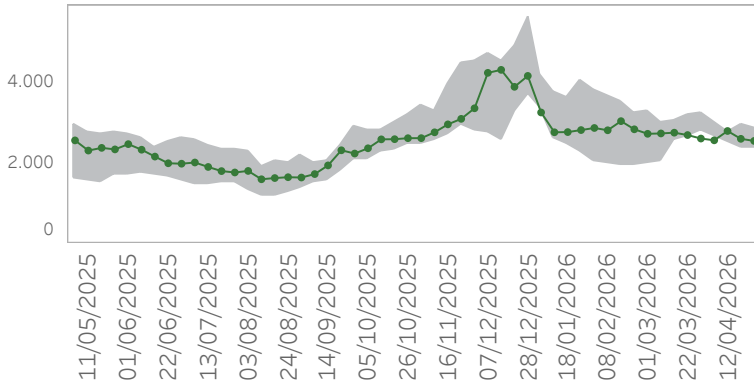
Accessi per fascia d'età con SINDROMI RESPIRATORIE

Fascia d'età	Settimana	2022	2023	2024	2025	2026
0-9	12	2.687	2.833	3.015	2.051	2.127
	13	2.734	2.851	2.802	2.090	1.972
	14	2.538	2.857	2.867	2.130	2.003
	15	2.499	2.768	2.467	2.001	1.955
	16	2.018	2.393	2.515	1.953	1.651
	17	1.930	2.882	2.785	2.224	1.798
10-19	12	570	475	709	512	513
	13	600	482	569	505	471
	14	524	442	635	572	411
	15	441	443	662	607	540
	16	416	395	694	467	456
	17	458	458	670	481	501
20-49	12	1.617	1.572	1.532	1.594	1.424
	13	1.778	1.440	1.533	1.580	1.559
	14	1.520	1.422	1.547	1.682	1.525
	15	1.523	1.406	1.519	1.726	1.669
	16	1.465	1.417	1.693	1.503	1.622
	17	1.343	1.360	1.571	1.658	1.612
50-70	12	1.108	1.151	1.272	1.361	1.269
	13	1.269	1.173	1.127	1.315	1.265
	14	1.141	1.096	1.284	1.399	1.244
	15	1.093	1.116	1.260	1.273	1.394
	16	1.101	1.071	1.276	1.236	1.291
	17	1.044	1.074	1.195	1.451	1.134
70+	12	1.489	1.488	1.546	1.737	1.624
	13	1.666	1.568	1.468	1.804	1.615
	14	1.493	1.468	1.517	1.713	1.578
	15	1.540	1.758	1.625	1.659	1.694
	16	1.473	1.513	1.537	1.655	1.604
	17	1.545	1.428	1.505	1.784	1.427

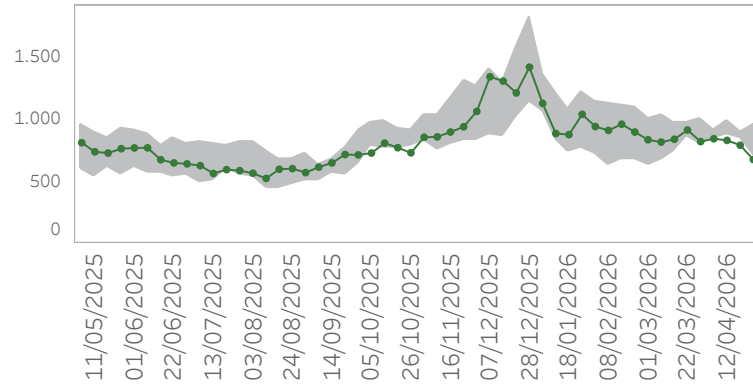
Ultimo giorno di analisi: 26/04/2026

Accessi per ATS con SINDROMI RESPIRATORIE

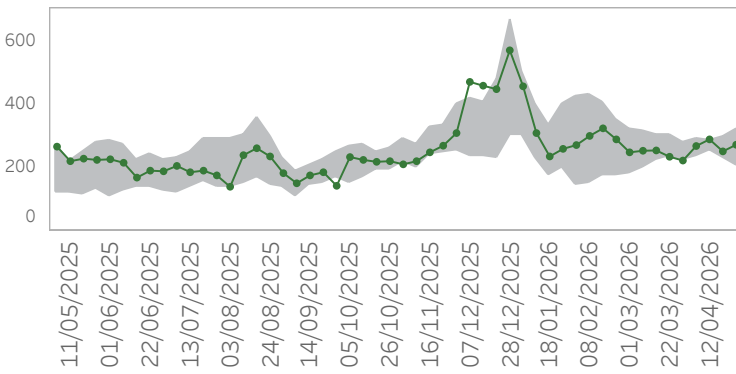
ATS della città Metropolitana di Milano



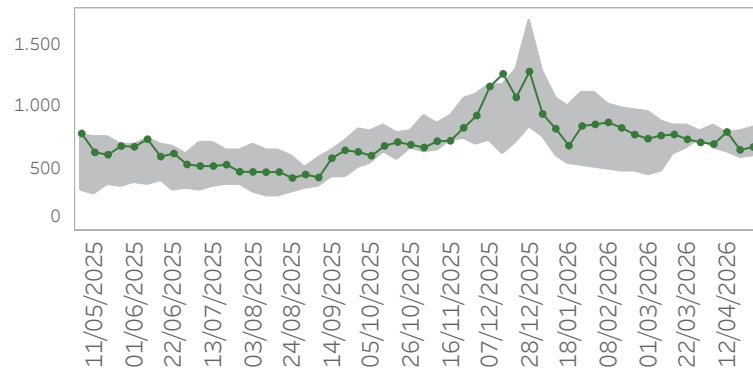
ATS dell'Insubria



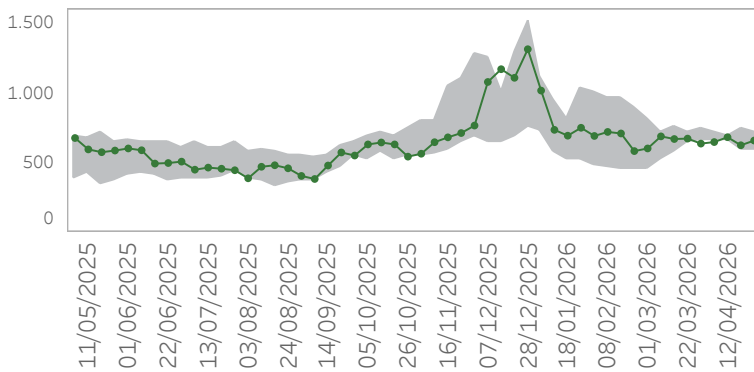
ATS della Montagna



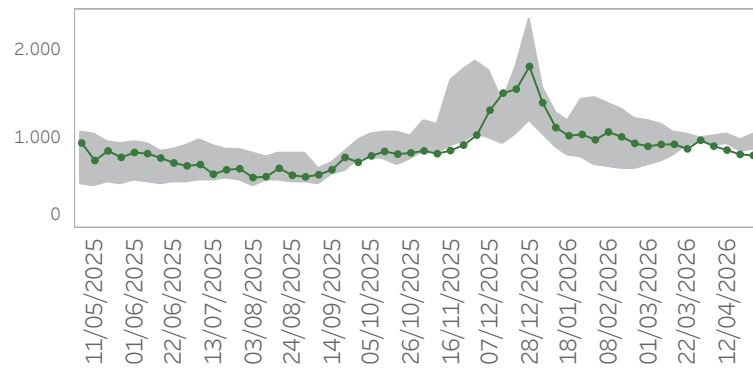
ATS della Brianza



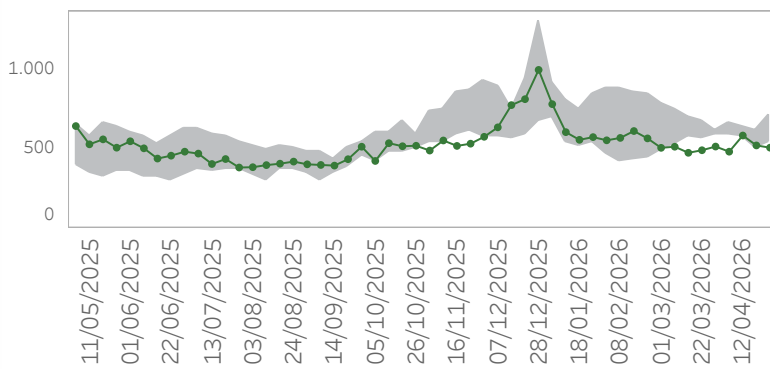
ATS di Bergamo



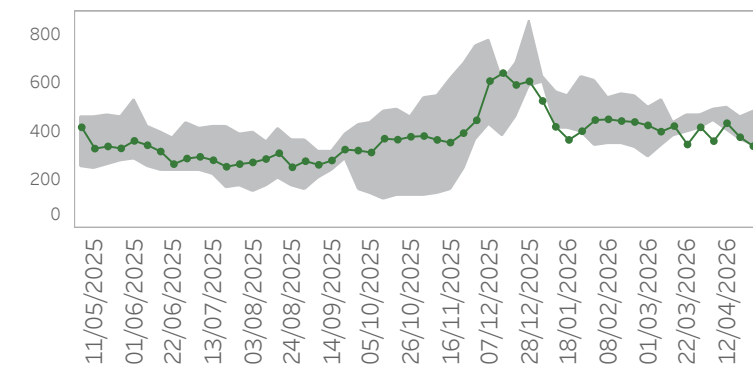
ATS di Brescia



ATS della Val Padana



ATS di Pavia



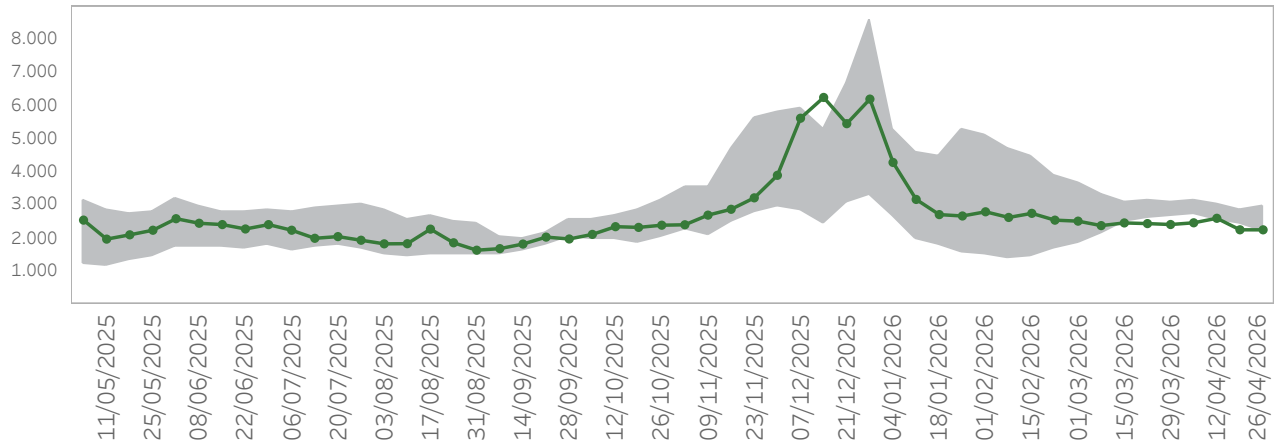
Ultimo giorno di analisi: 26/04/2026

Accessi per ATS con SINDROMI RESPIRATORIE

ATS	Settimana	2022	2023	2024	2025	2026
ATS DELLA CITTA' METROPOLITANA DI MILANO	12	3.075	2.836	3.196	2.656	2.703
	13	3.226	2.806	2.909	2.796	2.616
	14	2.736	2.670	3.020	2.855	2.572
	15	2.529	2.732	2.739	2.772	2.804
	16	2.392	2.482	2.943	2.516	2.609
	17	2.374	2.724	2.817	2.857	2.557
ATS DELL'INSUBRIA	12	903	971	951	857	913
	13	1.006	987	937	809	820
	14	905	905	907	848	843
	15	991	991	875	882	830
	16	857	876	889	843	791
	17	812	716	952	918	676
ATS DELLA MONTAGNA	12	245	239	293	301	235
	13	276	227	269	282	223
	14	240	234	291	257	269
	15	253	253	284	270	290
	16	230	228	298	294	252
	17	206	258	322	264	273
ATS DELLA BRIANZA	12	669	716	847	748	737
	13	741	742	762	807	712
	14	668	737	791	853	699
	15	626	739	793	776	796
	16	589	659	797	729	652
	17	595	704	779	826	675
ATS DI BERGAMO	12	643	676	725	724	675
	13	745	703	678	658	639
	14	659	725	719	694	650
	15	659	672	697	663	685
	16	599	608	745	660	627
	17	588	660	681	717	661
ATS DI BRESCIA	12	911	1.029	1.058	937	888
	13	1.009	991	974	953	984
	14	934	964	1.025	923	919
	15	988	1.021	1.054	938	874
	16	859	983	993	868	826
	17	869	1.051	1.042	965	815
ATS DELLA VAL PADANA	12	560	590	612	671	489
	13	601	590	590	614	512
	14	627	590	655	648	480
	15	580	605	637	608	581
	16	565	502	612	578	519
	17	537	624	672	708	505
ATS DI PAVIA	12	465	463	458	400	347
	13	445	468	431	413	418
	14	447	461	494	468	361
	15	471	478	501	401	435
	16	382	451	461	368	377
	17	339	465	483	396	340

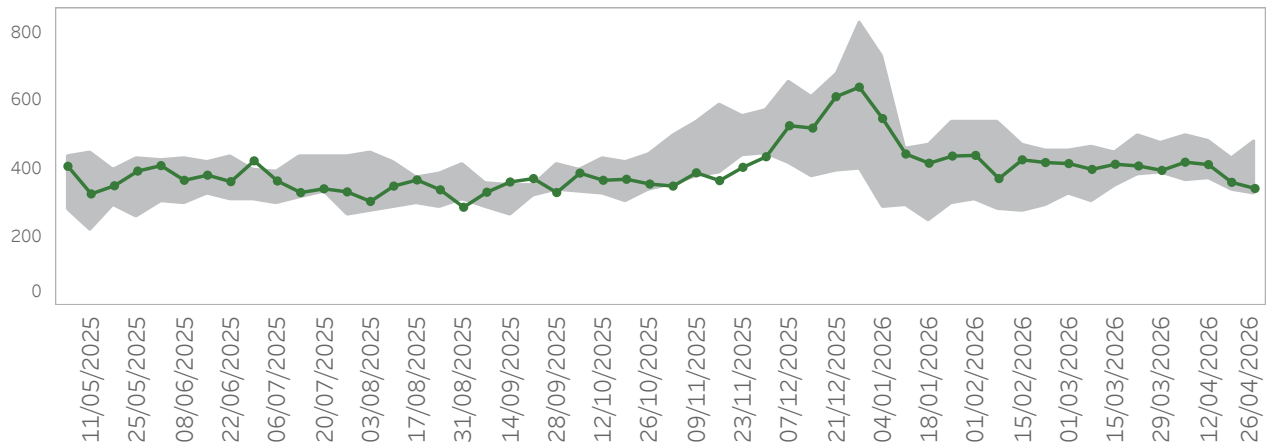
Ultimo giorno di analisi: 26/04/2026

Accessi in Pronto Soccorso con ILI



Settimana	2022	2023	2024	2025	2026
12	3.067	2.993	3.136	2.628	2.442
13	3.086	3.045	2.938	2.683	2.414
14	2.970	2.833	3.140	2.742	2.466
15	2.753	2.922	3.020	2.575	2.602
16	2.524	2.466	2.853	2.477	2.254
17	2.234	2.868	2.976	2.852	2.253

Ricoveri da Pronto Soccorso con ILI

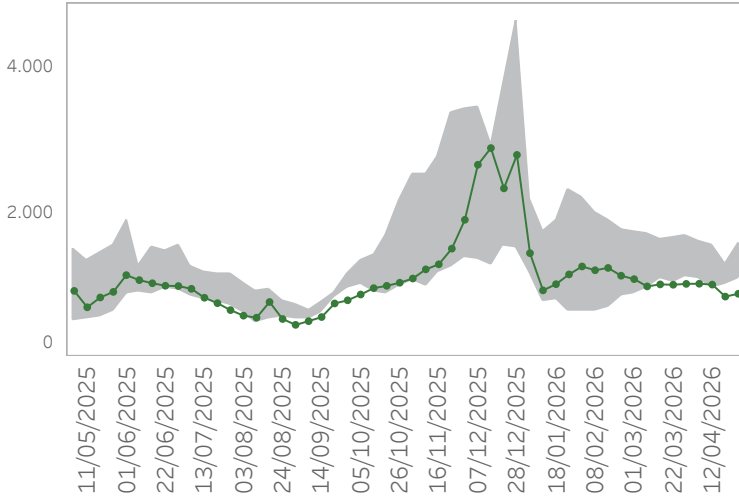


Settimana	2022	2023	2024	2025	2026
12	383	434	499	391	410
13	390	435	480	454	397
14	364	375	498	453	421
15	373	448	483	414	414
16	335	353	435	403	362
17	326	385	482	409	344

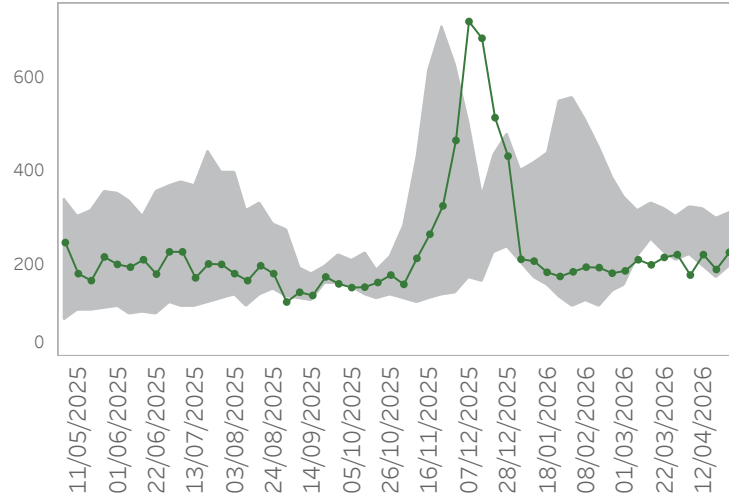
Ultimo giorno di analisi: 26/04/2026

Accessi per fascia d'età con ILI

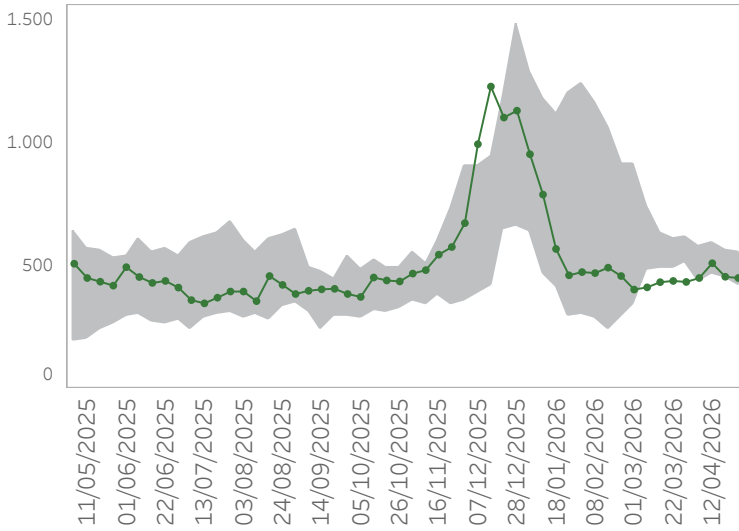
0-9



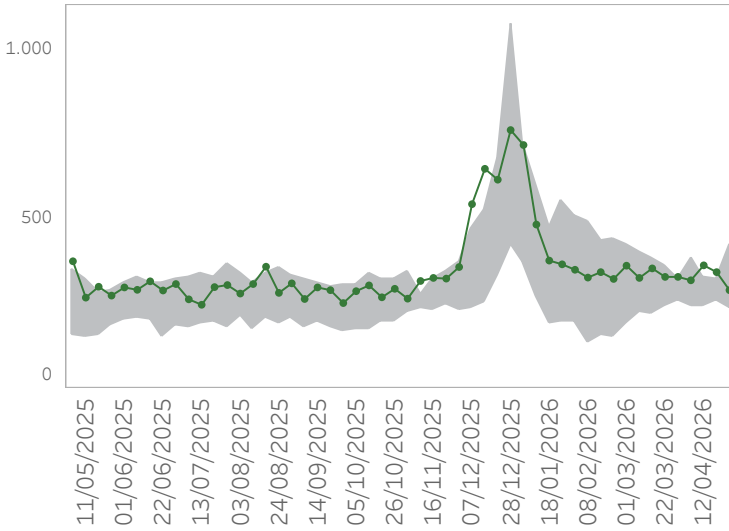
10-19



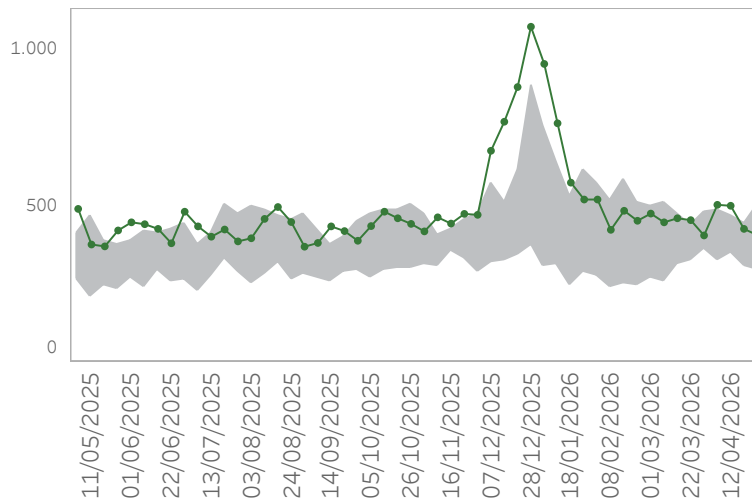
20-49



50-70



70+



Ultimo giorno di analisi: 26/04/2026

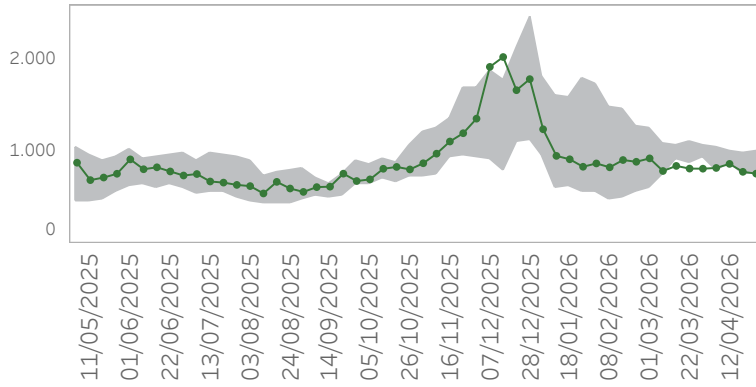
Accessi per fascia d'età con ILI

Fascia d'età	Settimana	2022	2023	2024	2025	2026
0-9	12	1.556	1.647	1.552	1.036	997
	13	1.543	1.664	1.436	1.107	1.009
	14	1.559	1.595	1.491	1.090	1.011
	15	1.441	1.548	1.310	963	999
	16	1.184	1.280	1.275	1.016	833
	17	1.086	1.569	1.410	1.155	872
10-19	12	319	223	313	233	214
	13	301	232	260	205	220
	14	248	227	324	217	176
	15	196	216	320	257	220
	16	200	170	296	184	188
	17	193	217	310	199	225
20-49	12	611	528	492	536	438
	13	619	517	555	555	434
	14	562	439	575	555	450
	15	523	470	594	548	510
	16	507	449	558	517	455
	17	420	431	527	551	450
50-70	12	258	243	322	361	329
	13	261	265	295	321	329
	14	260	244	316	381	319
	15	242	283	330	323	363
	16	288	260	324	307	343
	17	239	276	310	421	290
70+	12	323	352	420	439	454
	13	362	367	378	479	405
	14	341	328	411	486	503
	15	351	405	448	469	500
	16	345	307	390	444	426
	17	296	375	410	503	406

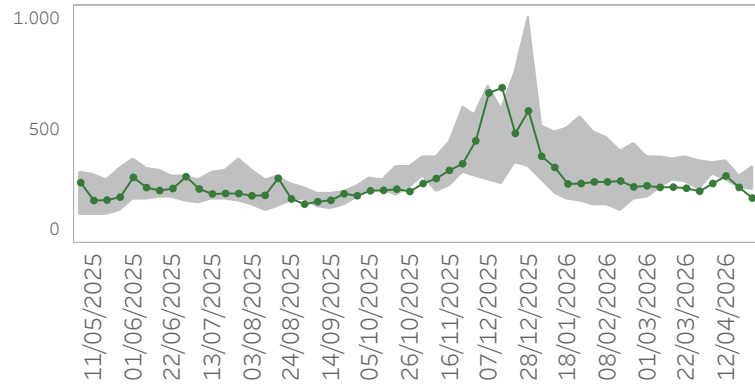
Ultimo giorno di analisi: 26/04/2026

Accessi per ATS con ILI

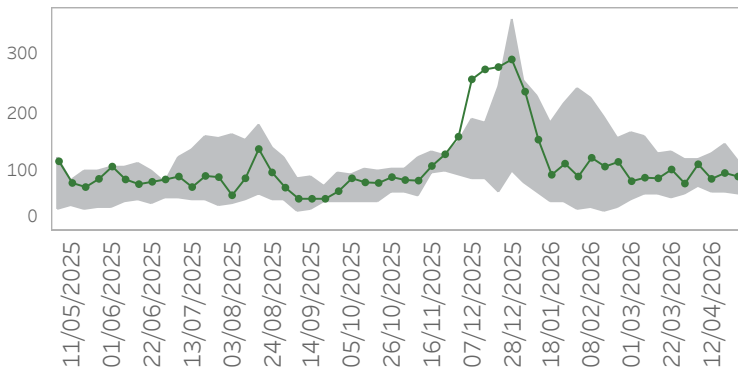
ATS della città Metropolitana di Milano



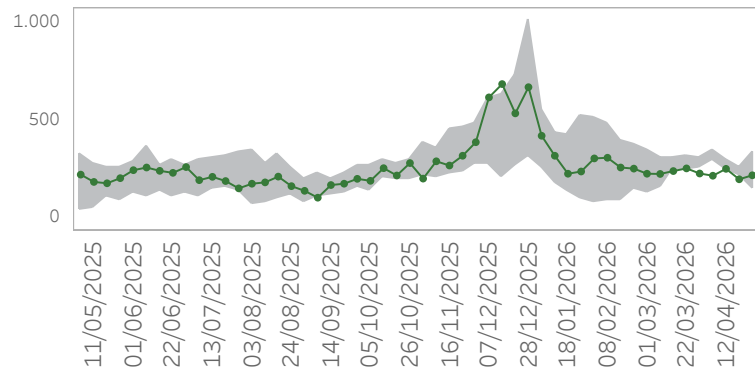
ATS dell'Insubria



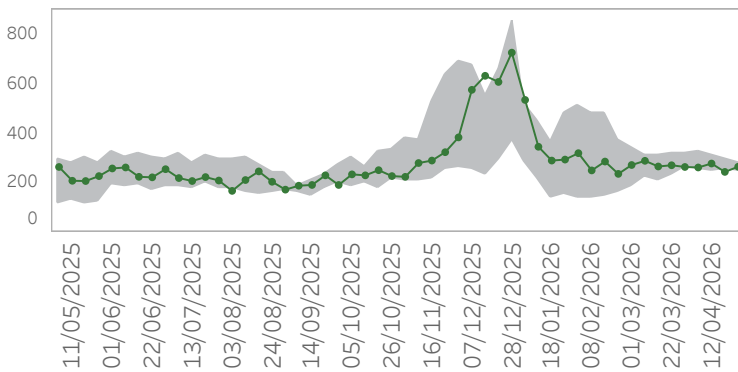
ATS della Montagna



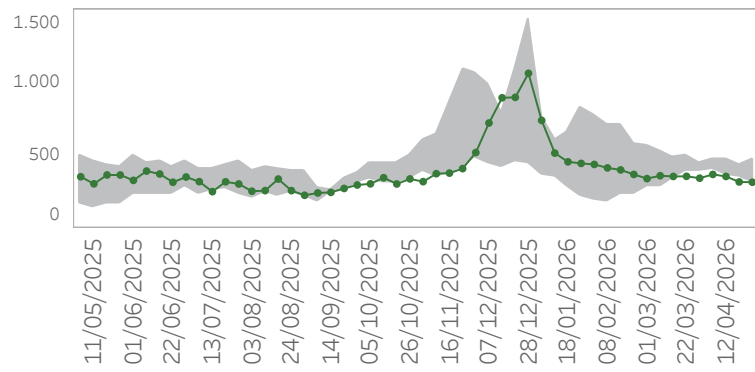
ATS della Brianza



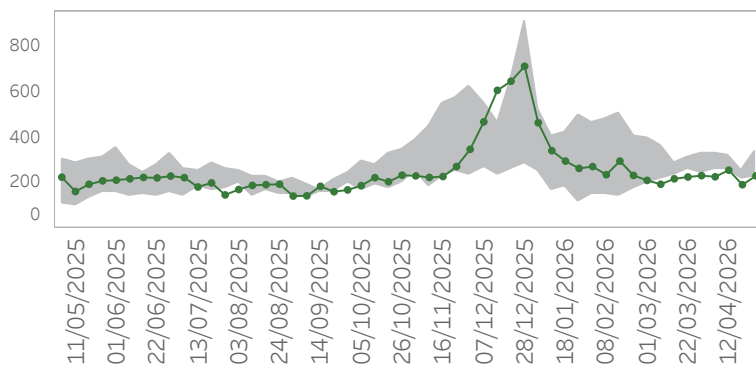
ATS di Bergamo



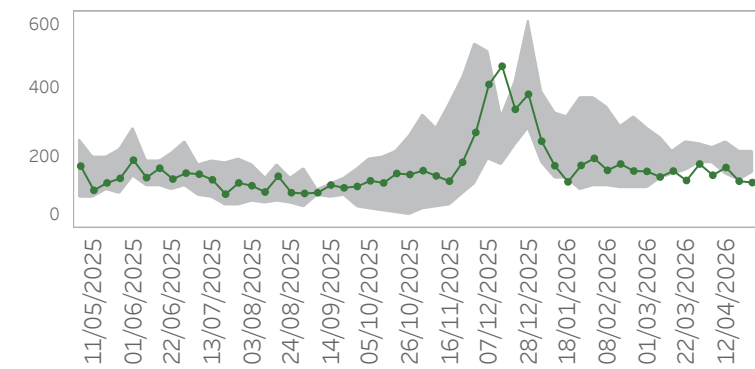
ATS di Brescia



ATS della Val Padana



ATS di Pavia



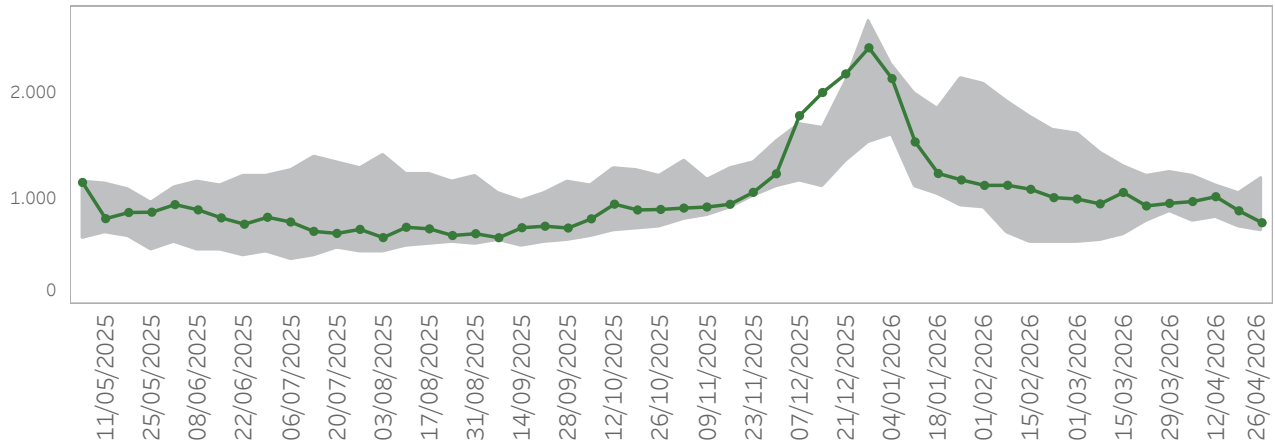
Ultimo giorno di analisi: 26/04/2026

Accessi per ATS con ILI

ATS	Settimana	2022	2023	2024	2025	2026
ATS DELLA CITTA' METROPOLITANA DI MILANO	12	1.108	906	1.099	874	815
	13	1.062	1.012	1.020	927	814
	14	970	795	1.041	907	822
	15	867	891	1.007	883	866
	16	854	752	977	839	780
	17	778	903	976	1.006	760
ATS DELL'INSUBRIA	12	366	384	345	272	244
	13	334	366	331	234	231
	14	353	350	340	302	265
	15	347	365	275	280	298
	16	280	293	248	275	248
	17	239	255	335	298	201
ATS DELLA MONTAGNA	12	78	56	119	133	105
	13	91	63	118	121	81
	14	76	81	120	112	114
	15	67	91	130	100	89
	16	67	69	148	114	99
	17	63	80	119	93	93
ATS DELLA BRIANZA	12	274	313	340	294	282
	13	326	286	308	292	259
	14	326	324	363	316	249
	15	273	282	323	274	280
	16	255	247	286	261	233
	17	194	336	353	333	251
ATS DI BERGAMO	12	279	323	276	232	272
	13	321	296	285	262	265
	14	329	308	272	254	263
	15	310	285	299	251	279
	16	292	269	288	257	245
	17	252	283	262	271	266
ATS DI BRESCIA	12	418	463	499	395	360
	13	425	446	425	395	347
	14	406	413	478	406	373
	15	407	441	472	371	359
	16	374	397	441	358	321
	17	321	453	475	405	319
ATS DELLA VAL PADANA	12	300	309	281	262	227
	13	296	333	243	268	233
	14	287	330	309	261	228
	15	265	323	281	262	257
	16	225	220	254	238	193
	17	227	339	263	275	232
ATS DI PAVIA	12	244	239	177	166	137
	13	231	243	208	184	184
	14	223	232	217	184	152
	15	217	244	233	154	174
	16	177	219	211	135	135
	17	160	219	193	171	131

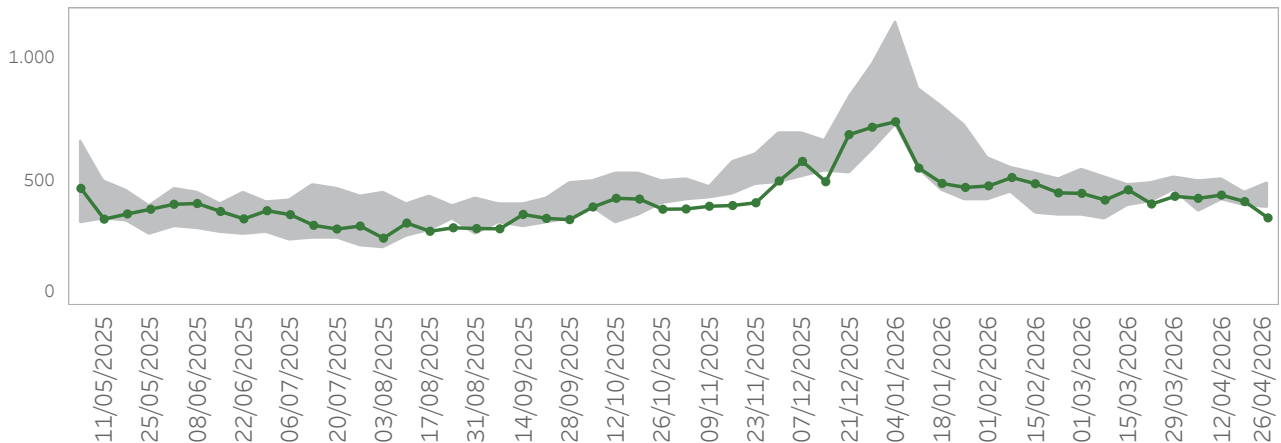
Ultimo giorno di analisi: 26/04/2026

Accessi in Pronto Soccorso con POLMONITI



Settimana	2022	2023	2024	2025	2026
12	776	873	1.102	1.220	932
13	873	910	1.064	1.247	957
14	787	810	1.124	1.219	974
15	813	934	1.123	1.095	1.020
16	734	802	1.019	1.052	886
17	700	777	1.115	1.203	773

Ricoveri da Pronto Soccorso con POLMONITI

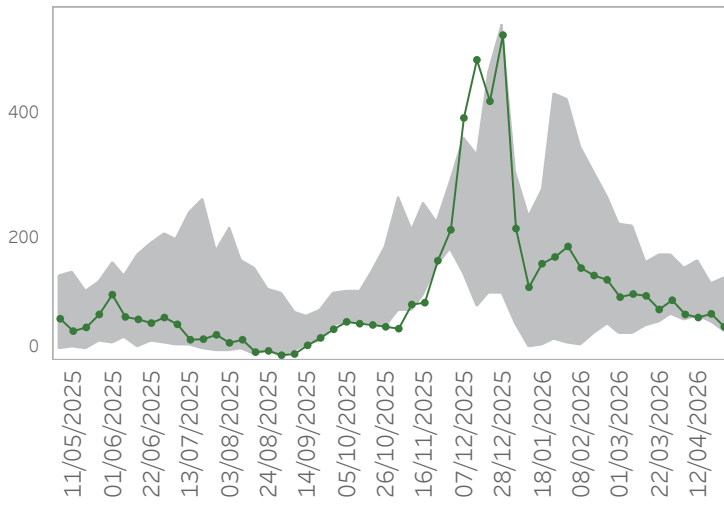


Settimana	2022	2023	2024	2025	2026
12	420	466	499	477	411
13	471	476	465	516	442
14	383	440	468	500	434
15	422	514	506	467	447
16	404	458	443	449	421
17	398	406	499	464	355

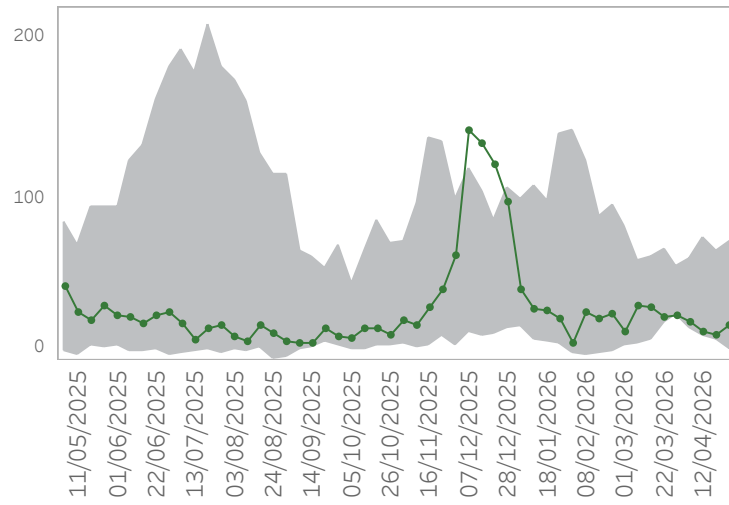
Ultimo giorno di analisi: 26/04/2026

Accessi per fascia d'età con POLMONITI

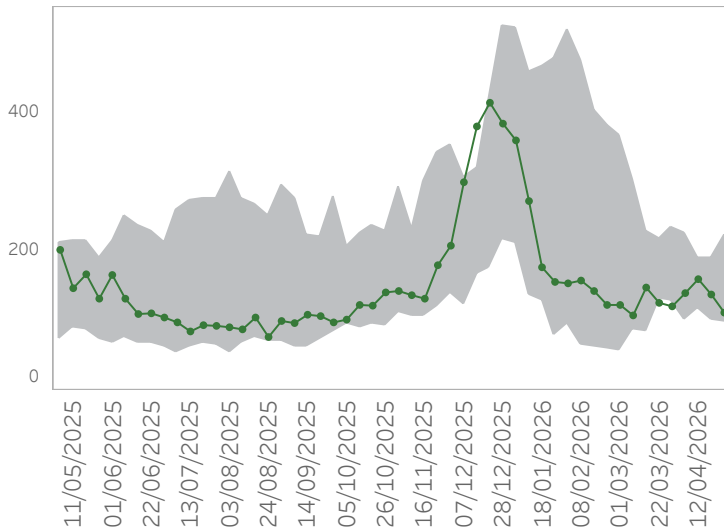
0-9



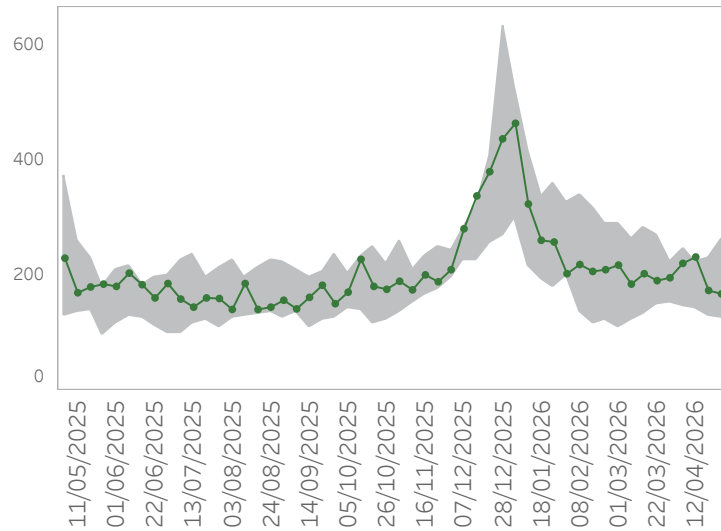
10-19



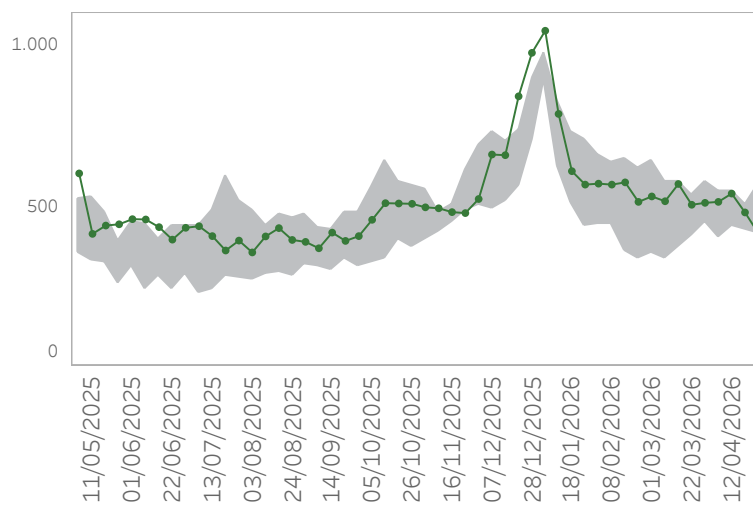
20-49



50-70



70+



Ultimo giorno di analisi: 26/04/2026

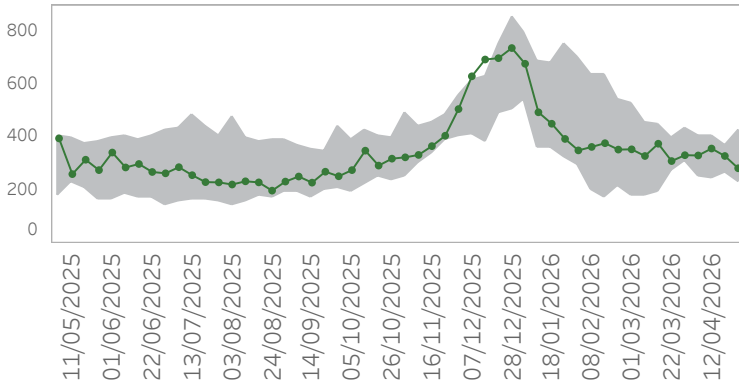
Accessi per fascia d'età con POLMONITI

Fascia d'età	Settimana	2022	2023	2024	2025	2026
0-9	12	63	117	171	145	83
	13	76	119	172	162	98
	14	66	89	149	132	75
	15	71	101	161	121	70
	16	62	69	124	110	76
	17	46	68	135	122	55
10-19	12	27	24	69	48	27
	13	31	28	58	45	28
	14	22	20	56	63	24
	15	15	22	76	46	18
	16	13	14	67	38	16
	17	19	7	73	34	22
20-49	12	131	140	183	216	126
	13	130	143	183	235	121
	14	118	103	192	226	140
	15	118	123	170	191	160
	16	101	114	190	169	138
	17	99	102	222	205	112
50-70	12	149	163	204	269	191
	13	152	161	201	224	196
	14	179	148	226	246	221
	15	170	143	222	224	232
	16	130	165	203	229	174
	17	125	158	194	263	168
70+	12	406	429	465	532	504
	13	484	459	447	576	510
	14	402	450	495	544	513
	15	439	545	488	504	539
	16	428	440	432	501	480
	17	411	442	489	572	415

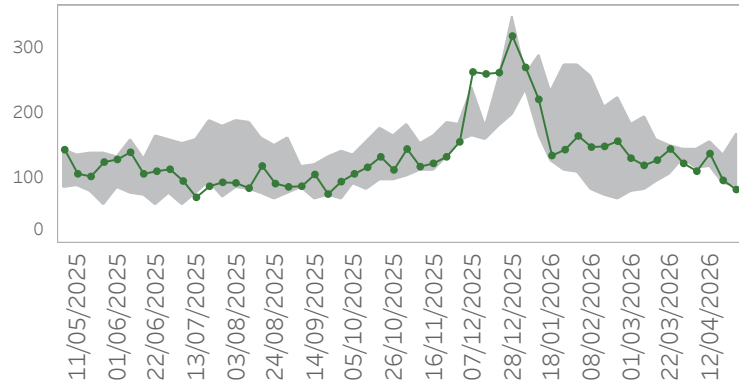
Ultimo giorno di analisi: 26/04/2026

Accessi per ATS con POLMONITI

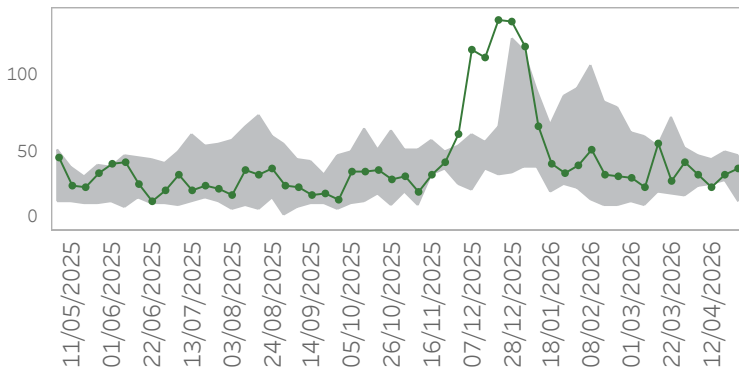
ATS della città Metropolitana di Milano



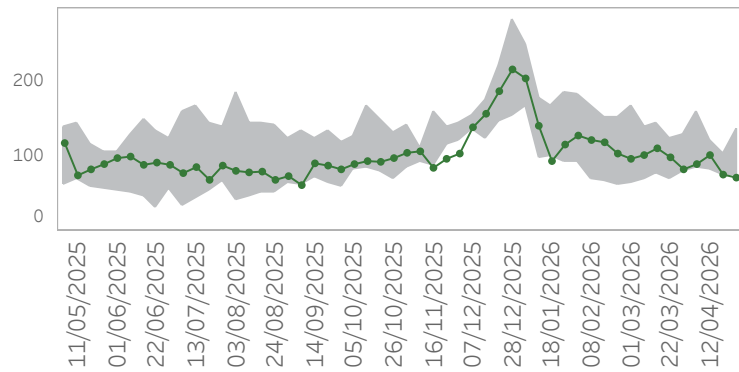
ATS dell'Insubria



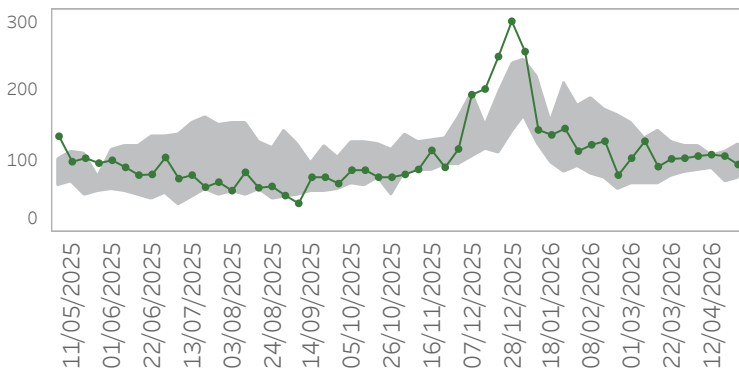
ATS della Montagna



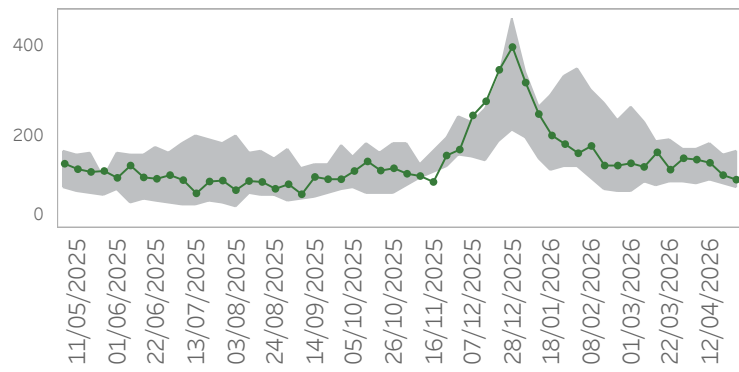
ATS della Brianza



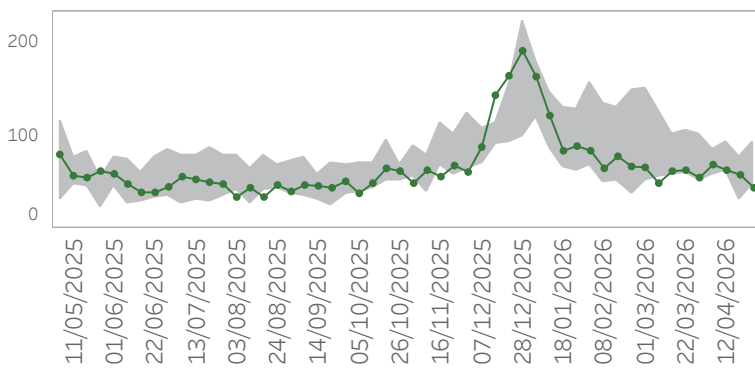
ATS di Bergamo



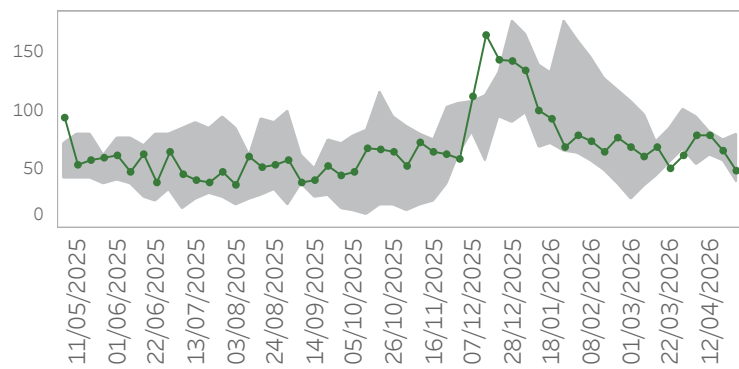
ATS di Brescia



ATS della Val Padana



ATS di Pavia



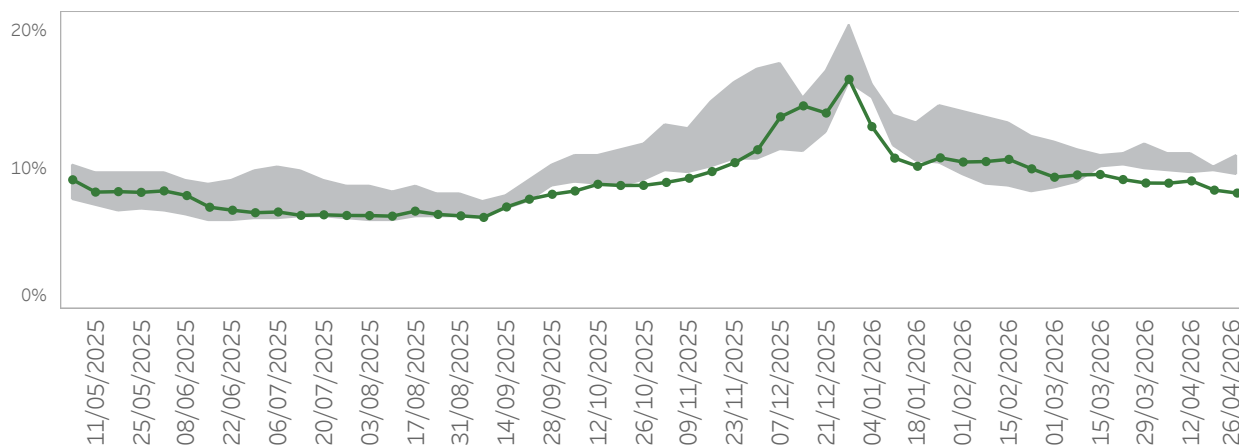
Ultimo giorno di analisi: 26/04/2026

Accessi per ATS con POLMONITI

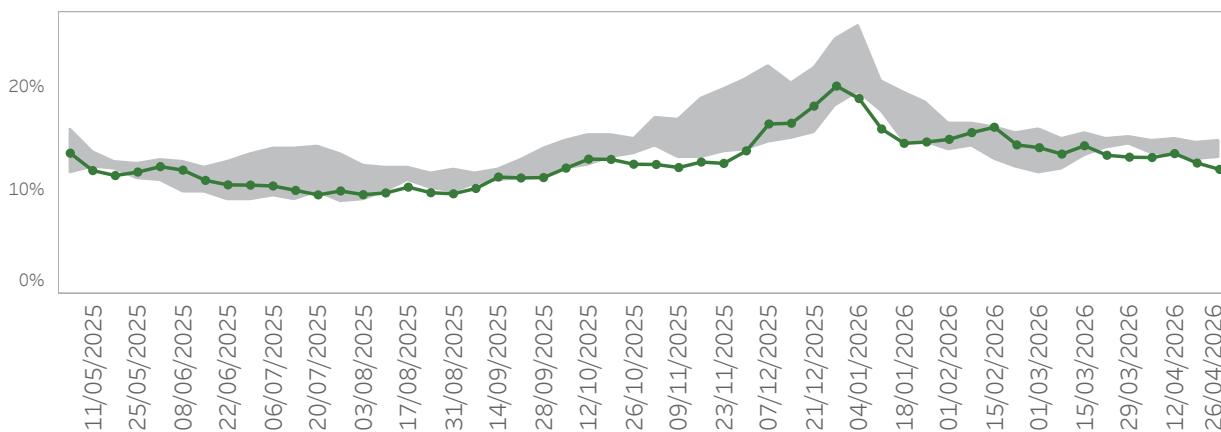
ATS	Settimana	2022	2023	2024	2025	2026
ATS DELLA CITTA' METROPOLITANA DI MILANO	12	272	300	395	361	310
	13	309	313	384	435	332
	14	253	255	378	403	331
	15	245	296	402	382	357
	16	263	264	369	339	329
	17	228	278	373	427	283
ATS DELL'INSUBRIA	12	105	113	132	150	145
	13	137	129	145	131	123
	14	114	122	141	144	111
	15	122	146	119	156	138
	16	91	128	125	135	97
	17	117	88	154	167	83
ATS DELLA MONTAGNA	12	23	37	60	73	32
	13	26	22	28	53	44
	14	34	28	40	48	36
	15	32	46	45	29	28
	16	32	40	44	50	36
	17	19	25	48	40	40
ATS DELLA BRIANZA	12	69	87	106	123	98
	13	97	79	120	128	82
	14	83	84	136	157	89
	15	81	100	121	101	101
	16	73	82	101	102	75
	17	75	93	132	136	71
ATS DI BERGAMO	12	80	97	107	129	104
	13	84	97	102	123	105
	14	88	100	111	121	108
	15	90	96	109	106	110
	16	71	82	90	115	108
	17	85	76	89	125	96
ATS DI BRESCIA	12	103	123	164	193	129
	13	102	119	137	174	154
	14	96	100	147	171	151
	15	116	106	161	186	144
	16	98	112	153	159	117
	17	88	122	167	134	107
ATS DELLA VAL PADANA	12	64	61	73	106	63
	13	52	75	72	102	55
	14	57	68	84	80	69
	15	66	62	93	66	63
	16	49	32	65	77	58
	17	49	48	83	94	44
ATS DI PAVIA	12	60	55	65	85	51
	13	66	76	76	101	62
	14	62	53	87	95	79
	15	61	82	73	69	79
	16	57	62	72	75	66
	17	39	47	69	80	49

3. PERCENTUALE ACCESSI

Ultimo giorno di analisi: 26/04/2026

% Accessi in Pronto Soccorso con SINDROMI RESPIRATORIE

Settimana	2022	2023	2024	2025	2026
12	11,12%	10,98%	10,74%	10,35%	9,32%
13	11,79%	10,90%	10,89%	10,11%	9,07%
14	10,77%	11,15%	10,66%	9,90%	9,06%
15	10,93%	11,14%	10,01%	9,72%	9,22%
16	9,89%	10,16%	10,20%	10,00%	8,56%
17	9,60%	10,65%	11,01%	10,31%	8,35%

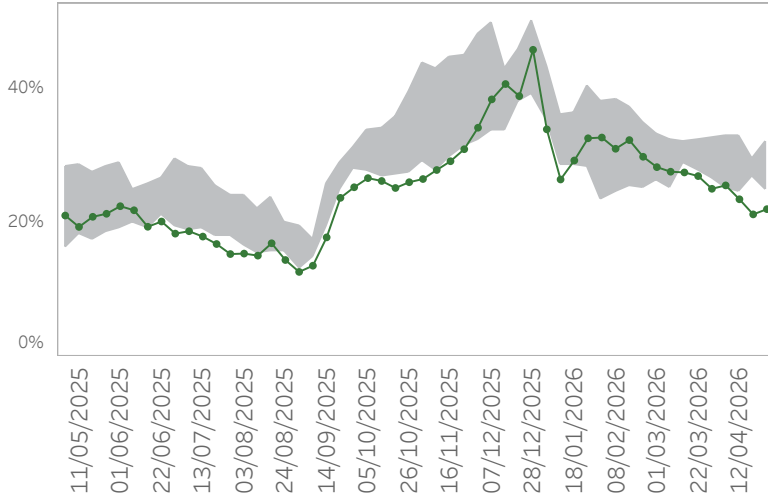
% di Ricoverati da Pronto Soccorso con SINDROMI RESPIRATORIE

Settimana	2022	2023	2024	2025	2026
12	14,22%	14,26%	15,09%	14,59%	13,48%
13	15,32%	14,51%	14,52%	15,18%	13,29%
14	13,62%	13,92%	13,74%	14,83%	13,26%
15	13,97%	15,09%	14,39%	13,63%	13,64%
16	13,04%	14,18%	14,05%	14,61%	12,73%
17	13,30%	13,24%	14,86%	14,05%	12,11%

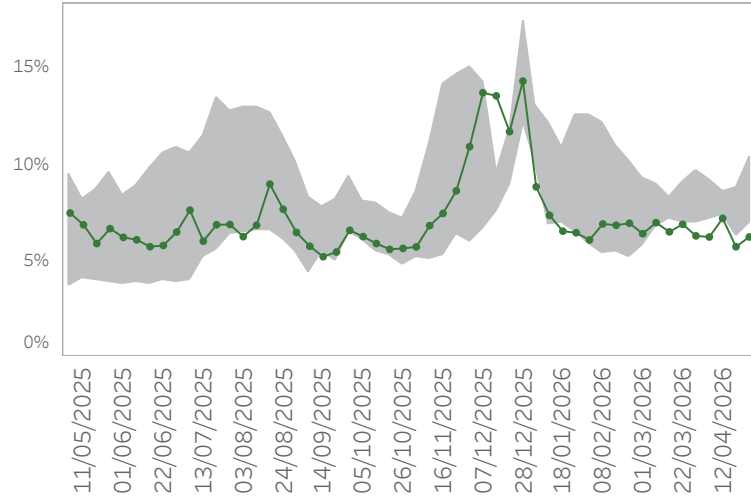
Ultimo giorno di analisi: 26/04/2026

% Accessi per fascia d'età con SINDROMI RESPIRATORIE

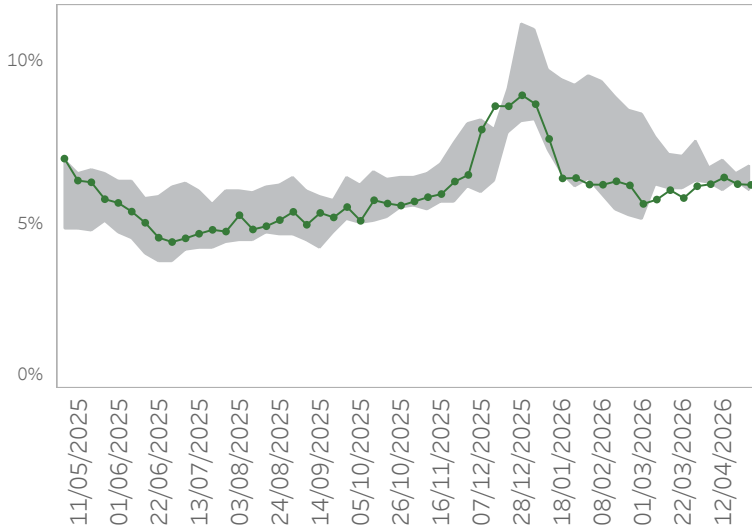
0-9



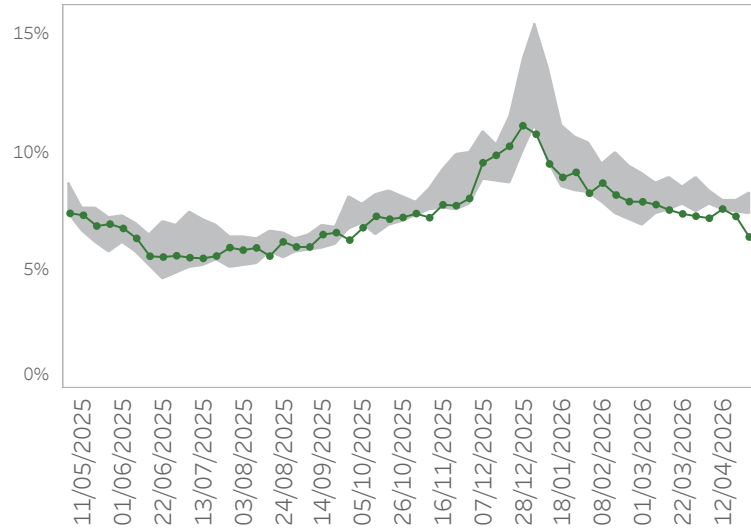
10-19



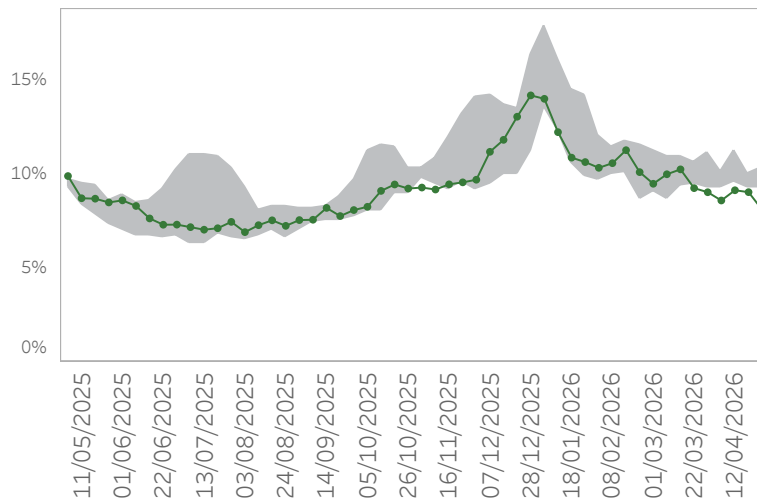
20-49



50-70



70+



Ultimo giorno di analisi: 26/04/2026

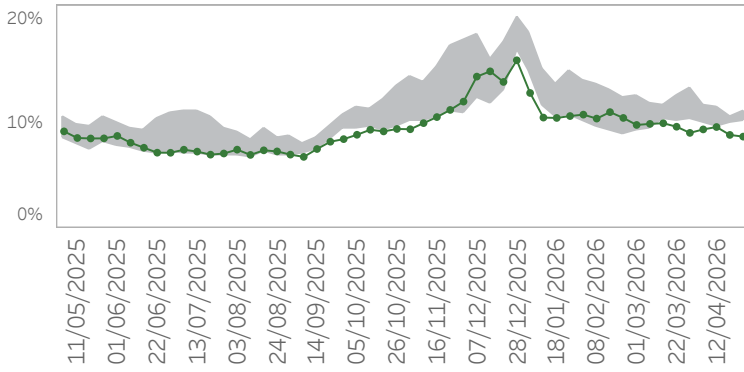
% Accessi per fascia d'età con SINDROMI RESPIRATORIE

Fascia d'età	Settimana	2022	2023	2024	2025	2026
0-9	12	31,49%	32,34%	31,68%	27,90%	27,01%
	13	32,61%	32,19%	32,69%	26,76%	25,11%
	14	29,72%	33,02%	30,56%	25,27%	25,61%
	15	30,61%	32,83%	27,14%	24,70%	23,54%
	16	27,04%	29,55%	28,20%	27,08%	21,28%
	17	24,97%	32,07%	32,23%	27,04%	22,07%
10-19	12	7,96%	6,93%	9,04%	7,46%	6,88%
	13	8,52%	7,01%	9,66%	6,98%	6,28%
	14	7,63%	8,18%	9,17%	7,21%	6,22%
	15	7,66%	7,41%	8,54%	7,74%	7,19%
	16	7,25%	6,26%	8,74%	8,22%	5,71%
	17	6,95%	7,38%	10,39%	8,26%	6,22%
20-49	12	7,04%	6,86%	6,08%	6,80%	5,81%
	13	7,50%	6,29%	6,49%	6,69%	6,17%
	14	6,56%	6,54%	6,27%	6,74%	6,23%
	15	6,88%	6,26%	5,99%	6,93%	6,43%
	16	6,43%	6,32%	6,55%	6,49%	6,23%
	17	5,99%	6,05%	6,68%	6,80%	6,21%
50-70	12	7,93%	7,93%	7,77%	8,51%	7,40%
	13	8,94%	7,84%	7,49%	8,09%	7,30%
	14	8,36%	7,77%	7,85%	8,20%	7,22%
	15	7,93%	7,57%	7,62%	7,64%	7,61%
	16	7,65%	7,43%	7,78%	7,93%	7,30%
	17	7,43%	7,35%	7,71%	8,24%	6,42%
70+	12	10,23%	9,68%	9,46%	10,58%	9,26%
	13	11,13%	10,22%	9,33%	10,49%	9,04%
	14	10,12%	9,52%	9,26%	9,85%	8,60%
	15	10,21%	11,27%	9,84%	9,63%	9,15%
	16	9,80%	9,71%	9,33%	10,05%	9,05%
	17	10,27%	9,31%	9,42%	10,06%	8,11%

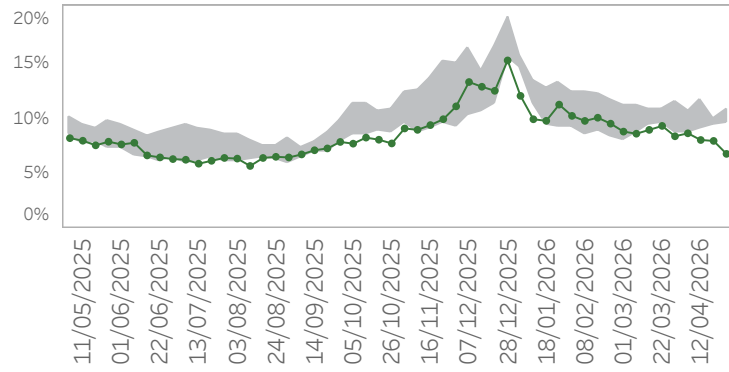
Ultimo giorno di analisi: **26/04/2026**

% Accessi per ATS con SINDROMI RESPIRATORIE

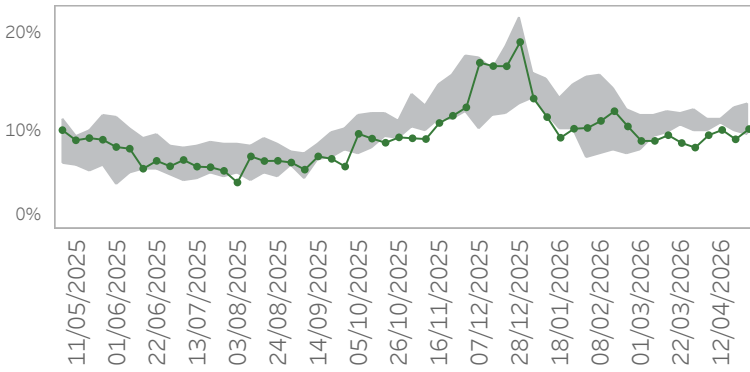
ATS della città Metropolitana di Milano



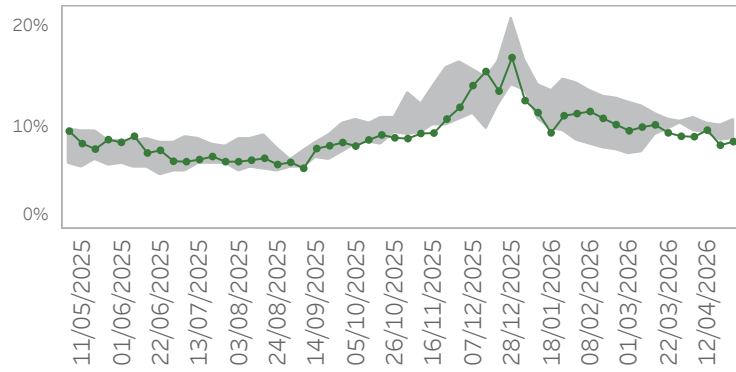
ATS dell'Insubria



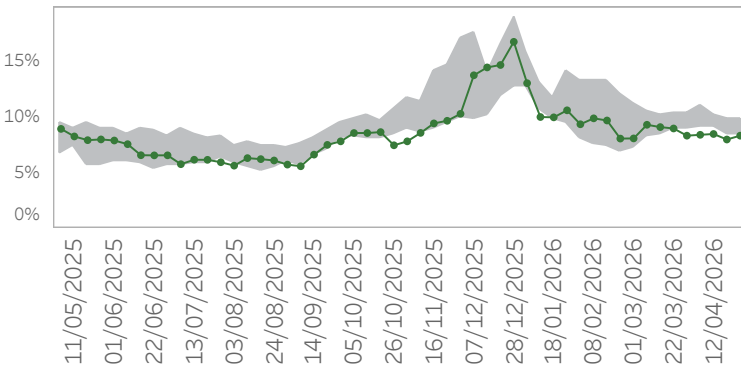
ATS della Montagna



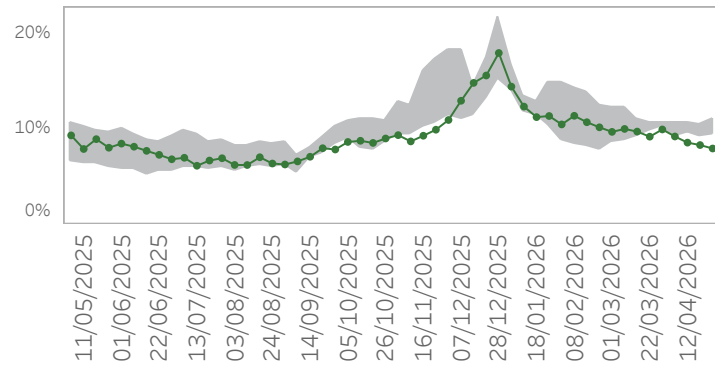
ATS della Brianza



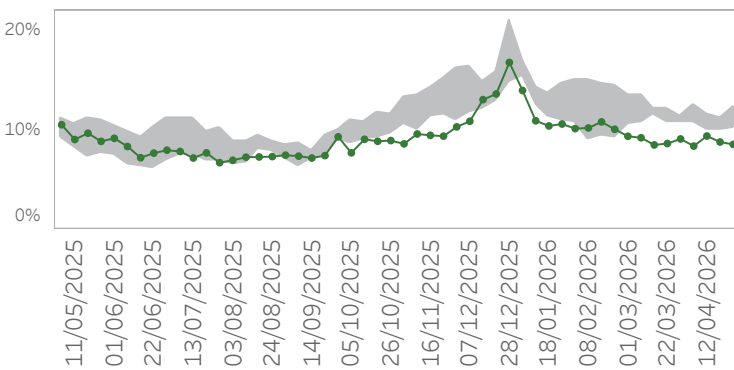
ATS di Bergamo



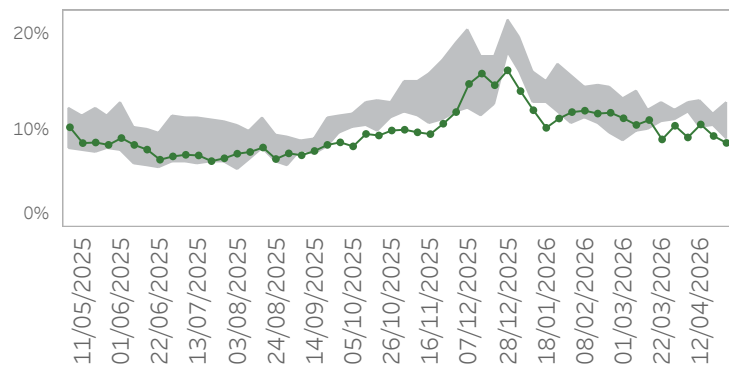
ATS di Brescia



ATS della Val Padana



ATS di Pavia

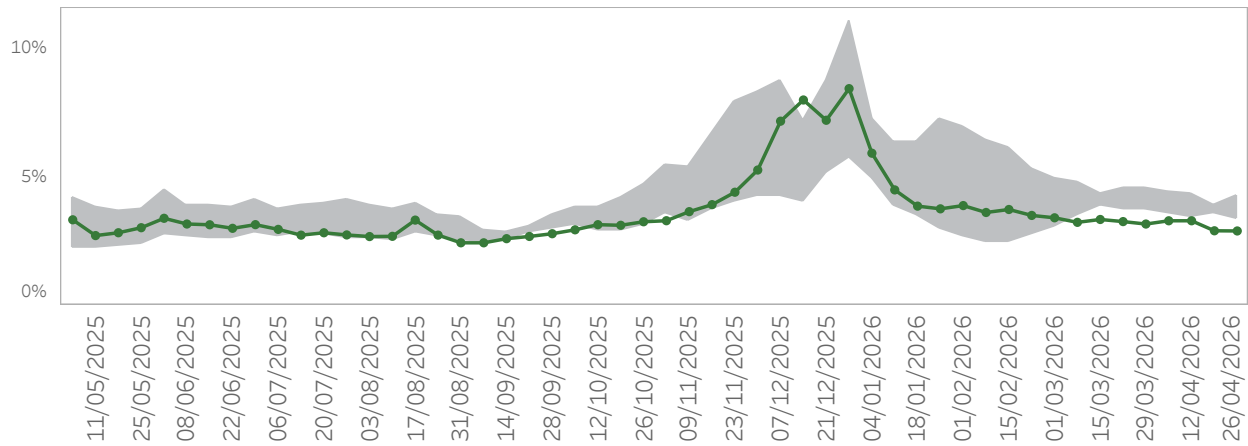


Ultimo giorno di analisi: 26/04/2026

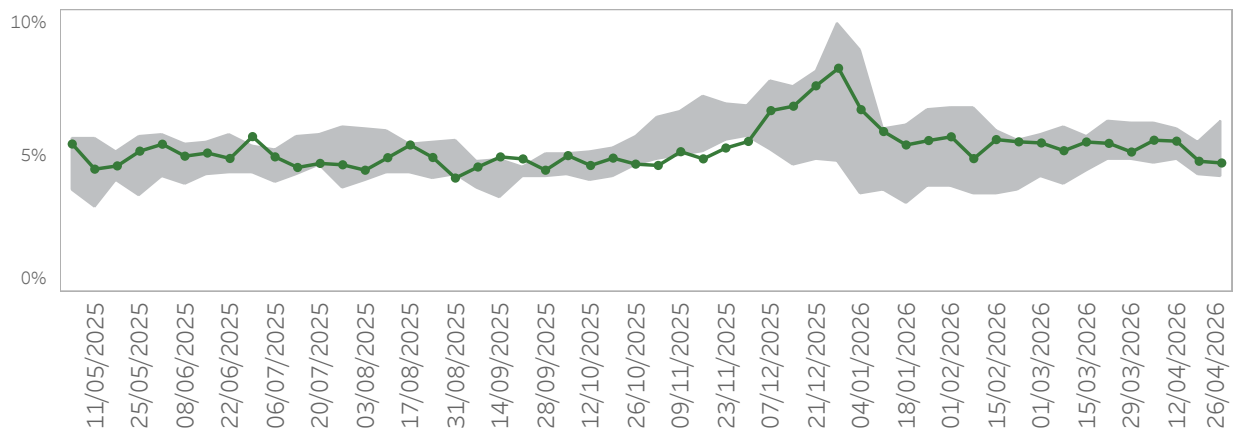
% Accessi per ATS con SINDROMI RESPIRATORIE

ATS	Settimana	2022	2023	2024	2025	2026
ATS DELLA CITTA' METROPOLITANA DI MILANO	12	12,59%	11,56%	11,09%	10,18%	9,63%
	13	13,18%	11,30%	11,18%	10,38%	9,05%
	14	11,43%	11,66%	10,83%	10,05%	9,38%
	15	11,36%	11,48%	9,65%	9,85%	9,61%
	16	10,53%	10,26%	10,30%	10,03%	8,86%
	17	10,14%	11,01%	10,81%	10,65%	8,70%
ATS DELL'INSUBRIA	12	10,68%	10,85%	10,11%	9,69%	9,35%
	13	11,63%	10,93%	10,88%	8,72%	8,40%
	14	10,75%	10,46%	9,73%	8,73%	8,67%
	15	11,77%	11,03%	9,21%	9,07%	8,06%
	16	9,92%	10,00%	9,45%	9,61%	7,98%
	17	9,60%	10,13%	10,81%	9,67%	6,80%
ATS DELLA MONTAGNA	12	10,63%	10,65%	11,37%	11,82%	8,83%
	13	12,11%	9,97%	11,23%	11,25%	8,36%
	14	10,46%	10,37%	11,27%	10,01%	9,63%
	15	11,26%	11,08%	10,98%	10,81%	10,16%
	16	10,10%	10,34%	11,61%	12,30%	9,21%
	17	9,64%	11,33%	12,87%	9,79%	10,26%
ATS DELLA BRIANZA	12	9,75%	10,00%	10,83%	9,97%	9,48%
	13	10,49%	10,49%	10,48%	10,52%	9,14%
	14	9,72%	11,00%	10,31%	10,68%	9,10%
	15	9,41%	10,43%	10,03%	9,99%	9,74%
	16	8,65%	9,52%	10,09%	10,15%	8,26%
	17	8,96%	9,65%	10,57%	10,86%	8,61%
ATS DI BERGAMO	12	8,98%	10,11%	9,68%	10,25%	8,95%
	13	10,38%	10,35%	9,89%	9,00%	8,31%
	14	9,08%	11,07%	9,89%	9,13%	8,38%
	15	9,36%	10,17%	9,33%	9,09%	8,46%
	16	8,49%	9,43%	9,75%	9,48%	7,96%
	17	8,45%	9,44%	9,78%	9,37%	8,31%
ATS DI BRESCIA	12	9,83%	10,56%	10,46%	10,20%	9,18%
	13	10,57%	10,28%	10,52%	10,13%	9,93%
	14	9,95%	10,28%	10,51%	9,20%	9,19%
	15	10,32%	10,69%	10,46%	9,57%	8,55%
	16	9,16%	10,50%	9,94%	9,51%	8,30%
	17	9,45%	10,58%	10,97%	9,65%	7,94%
ATS DELLA VAL PADANA	12	10,99%	10,86%	10,80%	12,09%	8,62%
	13	11,34%	10,92%	11,13%	10,82%	9,08%
	14	12,43%	11,41%	11,33%	10,76%	8,36%
	15	11,30%	11,60%	11,18%	9,92%	9,37%
	16	11,18%	9,90%	10,54%	10,50%	8,77%
	17	10,10%	11,42%	12,38%	11,43%	8,53%
ATS DI PAVIA	12	12,82%	12,45%	11,76%	10,88%	9,11%
	13	11,73%	12,01%	12,01%	11,10%	10,52%
	14	11,83%	12,29%	12,80%	11,93%	9,31%
	15	13,05%	12,89%	12,17%	10,38%	10,65%
	16	10,88%	11,61%	11,48%	10,49%	9,46%
	17	9,11%	11,98%	12,91%	10,62%	8,75%

Ultimo giorno di analisi: 26/04/2026

% Accessi in Pronto Soccorso con ILI

Settimana	2022	2023	2024	2025	2026
12	4,56%	4,37%	4,14%	3,73%	3,26%
13	4,52%	4,42%	4,24%	3,70%	3,16%
14	4,43%	4,33%	4,24%	3,60%	3,29%
15	4,24%	4,35%	3,99%	3,42%	3,29%
16	3,86%	3,69%	3,76%	3,61%	2,90%
17	3,39%	4,24%	4,23%	3,84%	2,89%

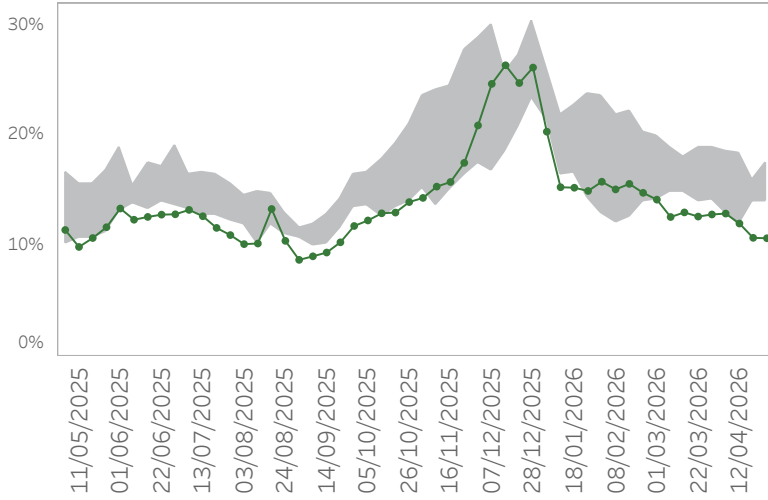
% di Ricoverati da Pronto Soccorso con ILI

Settimana	2022	2023	2024	2025	2026
12	4,86%	5,49%	6,29%	5,19%	5,49%
13	4,85%	5,39%	6,22%	5,79%	5,17%
14	4,73%	4,76%	6,21%	5,81%	5,60%
15	4,90%	5,58%	6,04%	5,38%	5,57%
16	4,28%	4,51%	5,51%	5,48%	4,83%
17	4,27%	5,11%	6,32%	5,48%	4,77%

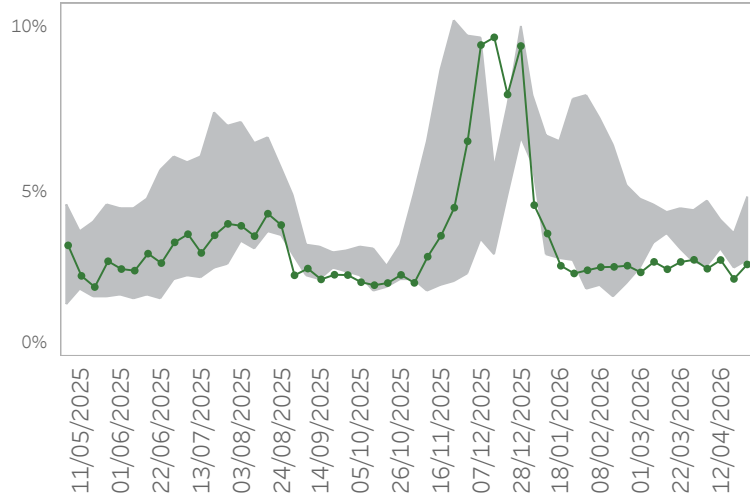
Ultimo giorno di analisi: 26/04/2026

% Accessi per fascia d'età con ILI

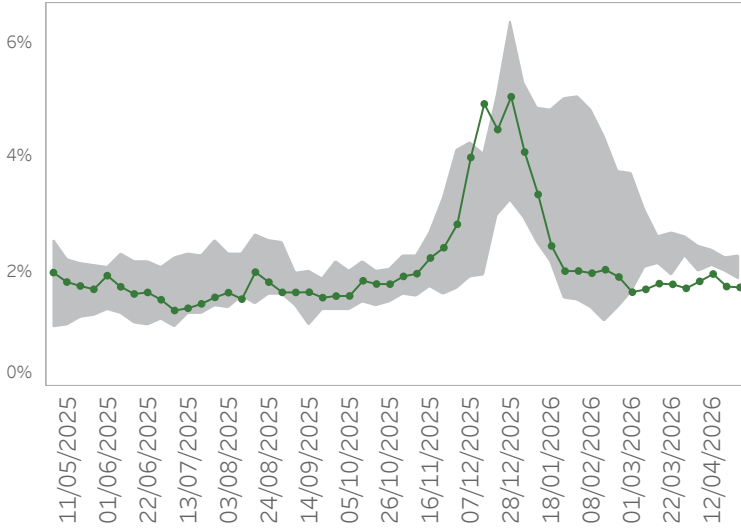
0-9



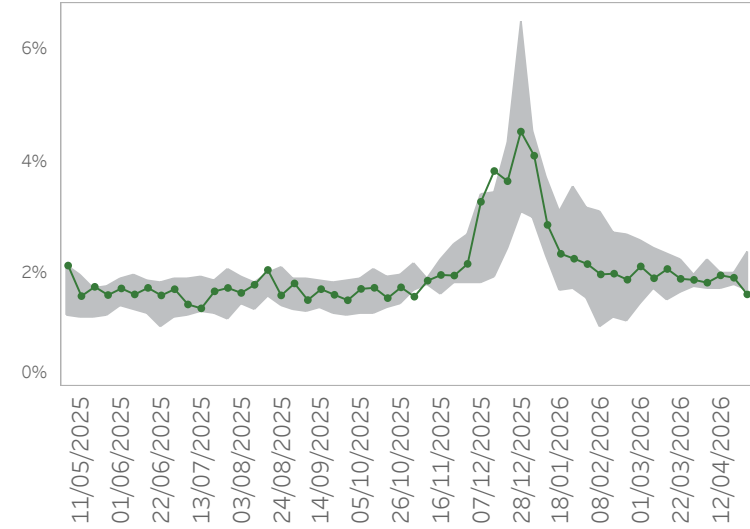
10-19



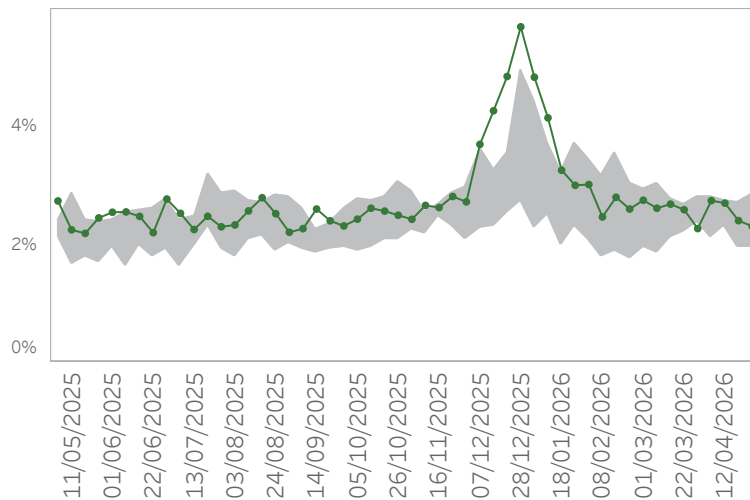
20-49



50-70



70+



Ultimo giorno di analisi: 26/04/2026

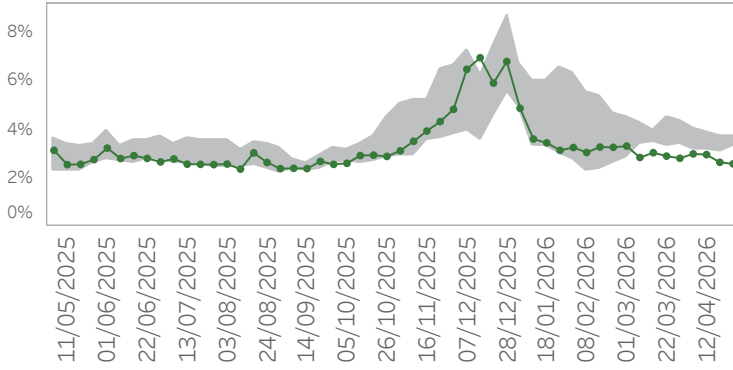
% Accessi per fascia d'età con ILI

Fascia d'età	Settimana	2022	2023	2024	2025	2026
0-9	12	18,24%	18,80%	16,31%	14,09%	12,66%
	13	18,41%	18,79%	16,75%	14,17%	12,85%
	14	18,26%	18,44%	15,89%	12,93%	12,93%
	15	17,65%	18,36%	14,41%	11,89%	12,03%
	16	15,86%	15,81%	14,30%	14,09%	10,74%
	17	14,05%	17,46%	16,32%	14,04%	10,70%
10-19	12	4,45%	3,25%	3,99%	3,40%	2,87%
	13	4,27%	3,37%	4,42%	2,83%	2,93%
	14	3,61%	4,20%	4,68%	2,74%	2,66%
	15	3,40%	3,61%	4,13%	3,28%	2,93%
	16	3,49%	2,70%	3,73%	3,24%	2,36%
	17	2,93%	3,50%	4,81%	3,42%	2,79%
20-49	12	2,66%	2,30%	1,95%	2,29%	1,79%
	13	2,61%	2,26%	2,35%	2,35%	1,72%
	14	2,43%	2,02%	2,33%	2,22%	1,84%
	15	2,36%	2,09%	2,34%	2,20%	1,97%
	16	2,22%	2,00%	2,16%	2,23%	1,75%
	17	1,87%	1,92%	2,24%	2,26%	1,73%
50-70	12	1,85%	1,67%	1,97%	2,26%	1,92%
	13	1,84%	1,77%	1,96%	1,98%	1,90%
	14	1,90%	1,73%	1,93%	2,23%	1,85%
	15	1,76%	1,92%	2,00%	1,94%	1,98%
	16	2,00%	1,80%	1,98%	1,97%	1,94%
	17	1,70%	1,89%	2,00%	2,39%	1,64%
70+	12	2,22%	2,29%	2,57%	2,67%	2,59%
	13	2,42%	2,39%	2,40%	2,79%	2,27%
	14	2,31%	2,13%	2,51%	2,79%	2,74%
	15	2,33%	2,60%	2,71%	2,72%	2,70%
	16	2,29%	1,97%	2,37%	2,70%	2,40%
	17	1,97%	2,45%	2,57%	2,84%	2,31%

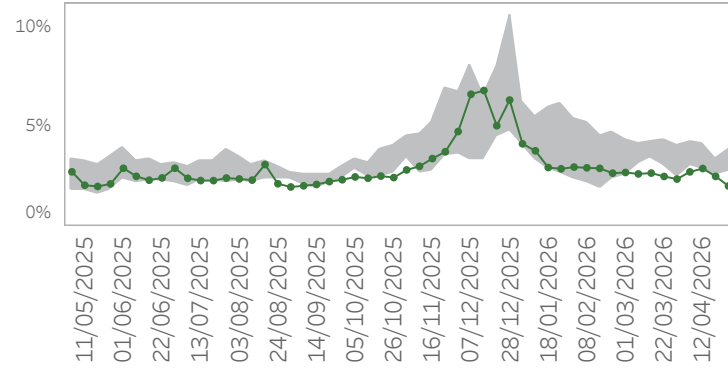
Ultimo giorno di analisi: 26/04/2026

% Accessi per ATS con ILI

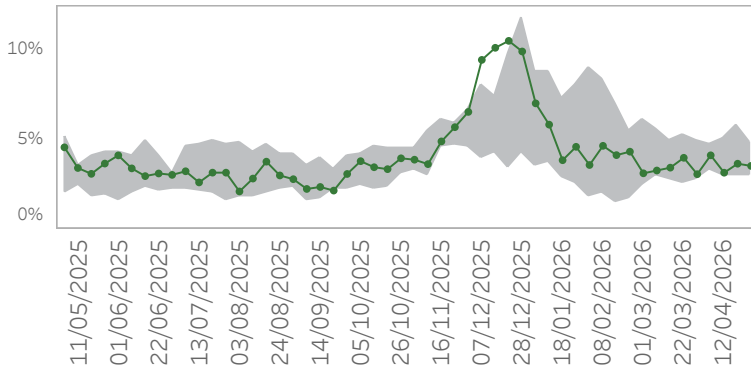
ATS della città Metropolitana di Milano



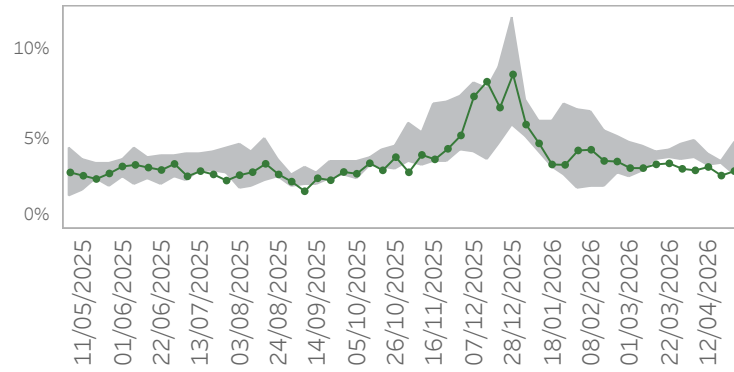
ATS dell'Insubria



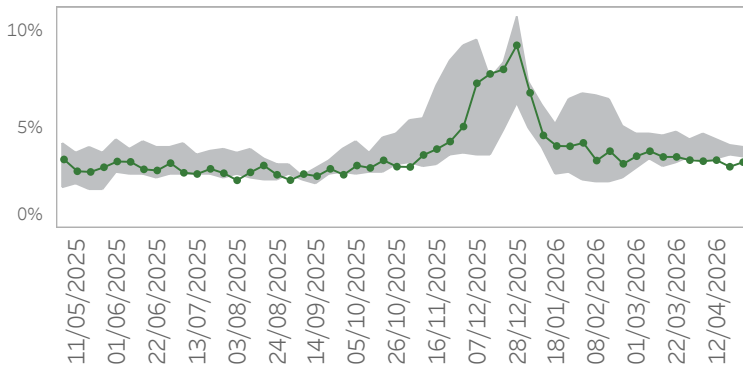
ATS della Montagna



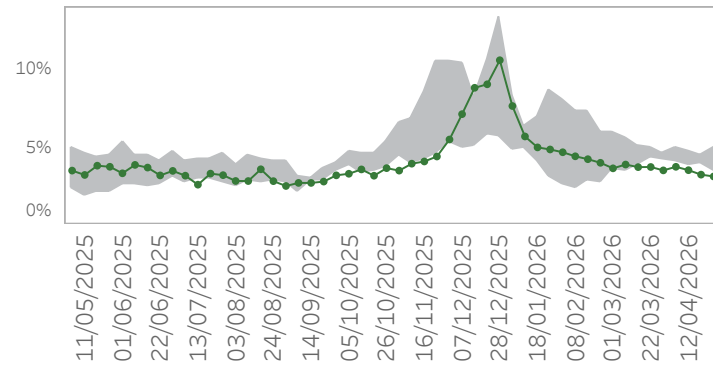
ATS della Brianza



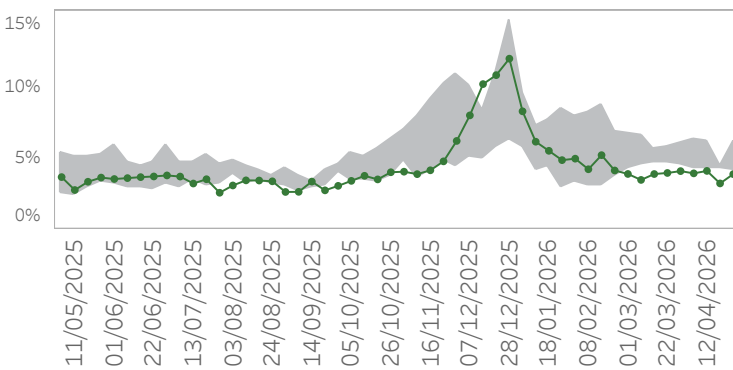
ATS di Bergamo



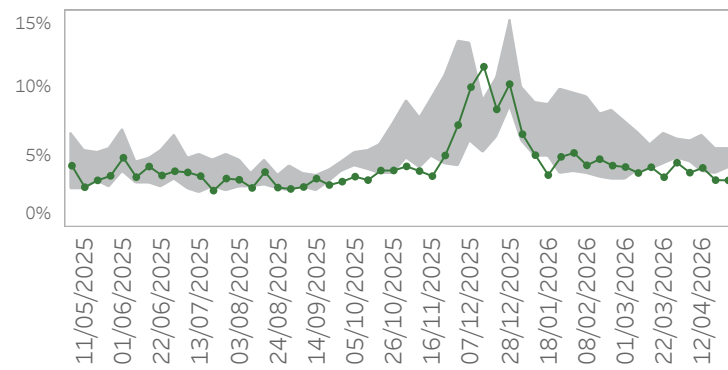
ATS di Brescia



ATS della Val Padana



ATS di Pavia

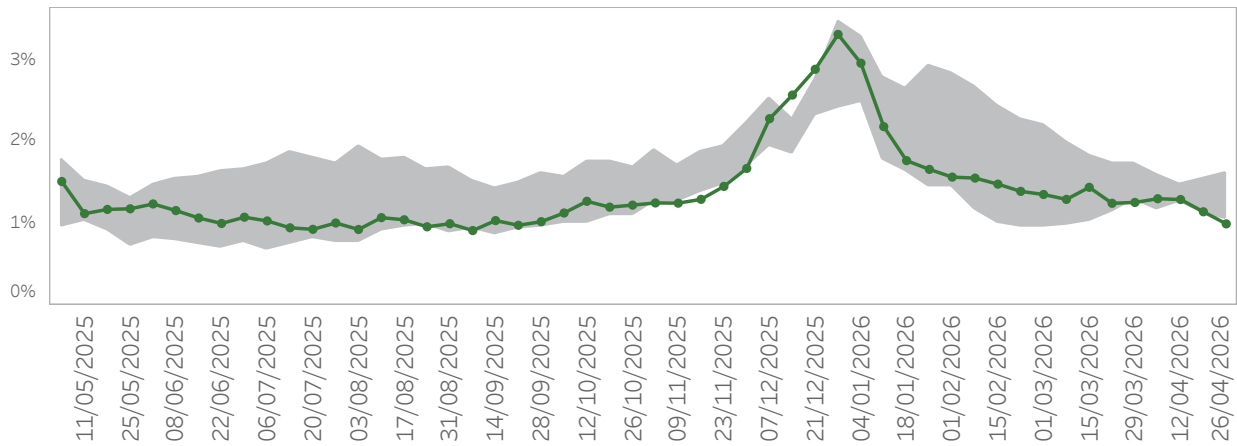


Ultimo giorno di analisi: 26/04/2026

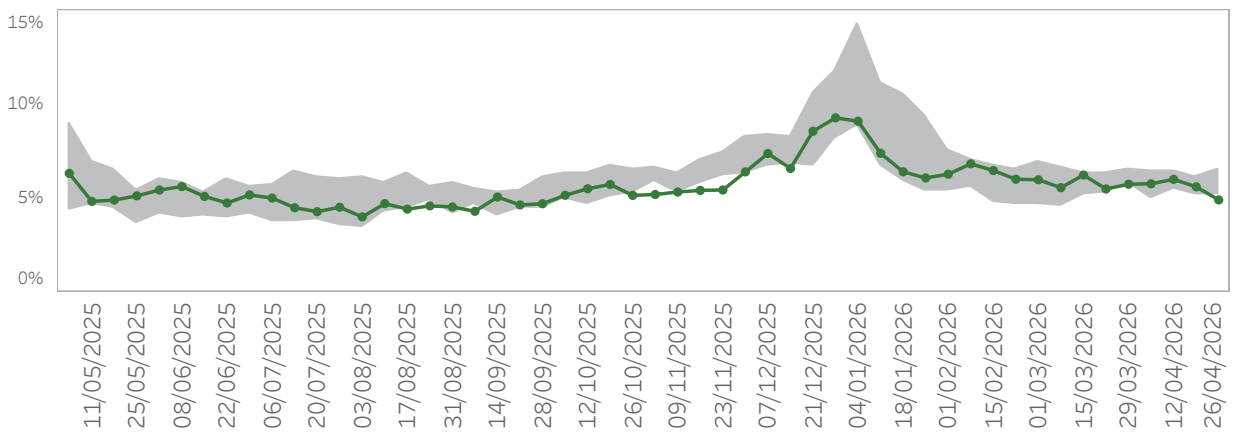
% Accessi per ATS con ILI

ATS	Settimana	2022	2023	2024	2025	2026
ATS DELLA CITTA' METROPOLITANA DI MILANO	12	4,54%	3,69%	3,81%	3,35%	2,90%
	13	4,34%	4,08%	3,92%	3,44%	2,82%
	14	4,05%	3,47%	3,73%	3,19%	3,00%
	15	3,90%	3,74%	3,55%	3,14%	2,97%
	16	3,76%	3,11%	3,42%	3,34%	2,65%
	17	3,32%	3,65%	3,75%	3,75%	2,59%
ATS DELL'INSUBRIA	12	4,33%	4,29%	3,67%	3,07%	2,50%
	13	3,86%	4,05%	3,84%	2,52%	2,37%
	14	4,19%	4,04%	3,65%	3,11%	2,73%
	15	4,12%	4,06%	2,89%	2,88%	2,89%
	16	3,24%	3,35%	2,64%	3,13%	2,50%
	17	2,82%	3,61%	3,80%	3,14%	2,02%
ATS DELLA MONTAGNA	12	3,38%	2,50%	4,62%	5,22%	3,94%
	13	3,99%	2,77%	4,92%	4,83%	3,04%
	14	3,31%	3,59%	4,65%	4,36%	4,08%
	15	2,98%	3,99%	5,03%	4,00%	3,12%
	16	2,94%	3,13%	5,77%	4,77%	3,62%
	17	2,95%	3,51%	4,76%	3,45%	3,49%
ATS DELLA BRIANZA	12	3,99%	4,37%	4,35%	3,92%	3,63%
	13	4,61%	4,04%	4,24%	3,81%	3,32%
	14	4,74%	4,84%	4,73%	3,96%	3,24%
	15	4,10%	3,98%	4,08%	3,53%	3,43%
	16	3,75%	3,57%	3,62%	3,63%	2,95%
	17	2,92%	4,61%	4,79%	4,38%	3,20%
ATS DI BERGAMO	12	3,90%	4,83%	3,68%	3,28%	3,61%
	13	4,47%	4,36%	4,16%	3,58%	3,44%
	14	4,53%	4,70%	3,74%	3,34%	3,39%
	15	4,41%	4,31%	4,00%	3,44%	3,44%
	16	4,14%	4,17%	3,77%	3,69%	3,11%
	17	3,62%	4,05%	3,76%	3,54%	3,34%
ATS DI BRESCIA	12	4,51%	4,75%	4,93%	4,30%	3,72%
	13	4,45%	4,63%	4,59%	4,20%	3,50%
	14	4,32%	4,40%	4,90%	4,05%	3,73%
	15	4,25%	4,62%	4,68%	3,78%	3,51%
	16	3,99%	4,24%	4,42%	3,92%	3,23%
	17	3,49%	4,56%	5,00%	4,05%	3,11%
ATS DELLA VAL PADANA	12	5,89%	5,69%	4,96%	4,72%	4,00%
	13	5,59%	6,17%	4,58%	4,72%	4,13%
	14	5,69%	6,38%	5,35%	4,33%	3,97%
	15	5,16%	6,19%	4,93%	4,28%	4,15%
	16	4,45%	4,34%	4,38%	4,32%	3,26%
	17	4,27%	6,21%	4,84%	4,44%	3,92%
ATS DI PAVIA	12	6,73%	6,42%	4,54%	4,51%	3,60%
	13	6,09%	6,23%	5,79%	4,95%	4,63%
	14	5,90%	6,19%	5,62%	4,69%	3,92%
	15	6,01%	6,58%	5,66%	3,98%	4,26%
	16	5,04%	5,64%	5,26%	3,85%	3,39%
	17	4,30%	5,64%	5,16%	4,59%	3,37%

Ultimo giorno di analisi: 26/04/2026

% Accessi in Pronto Soccorso con POLMONITI

Settimana	2022	2023	2024	2025	2026
12	1,15%	1,28%	1,45%	1,73%	1,24%
13	1,28%	1,32%	1,53%	1,72%	1,25%
14	1,17%	1,24%	1,52%	1,60%	1,30%
15	1,25%	1,39%	1,48%	1,46%	1,29%
16	1,12%	1,20%	1,34%	1,53%	1,14%
17	1,06%	1,15%	1,58%	1,62%	0,99%

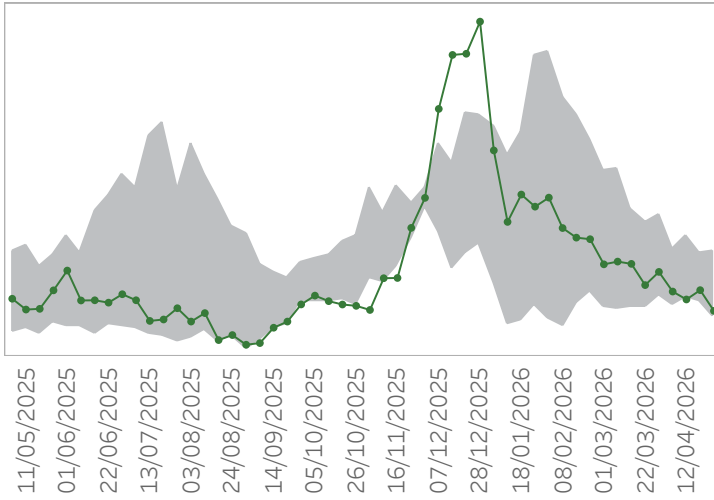
% di Ricoverati da Pronto Soccorso con POLMONITI

Settimana	2022	2023	2024	2025	2026
12	5,33%	5,89%	6,29%	6,33%	5,50%
13	5,85%	5,90%	6,02%	6,58%	5,75%
14	4,98%	5,59%	5,84%	6,41%	5,78%
15	5,54%	6,40%	6,32%	6,07%	6,01%
16	5,17%	5,85%	5,61%	6,10%	5,62%
17	5,22%	5,39%	6,55%	6,21%	4,92%

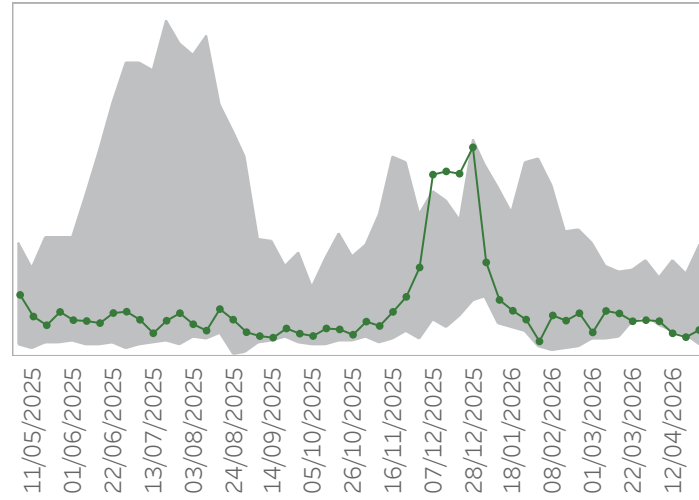
Ultimo giorno di analisi: 26/04/2026

% Accessi per fascia d'età con POLMONITI

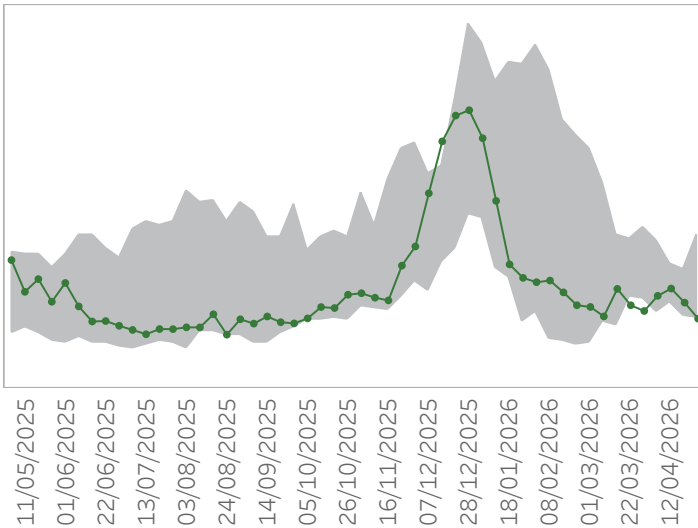
0-9



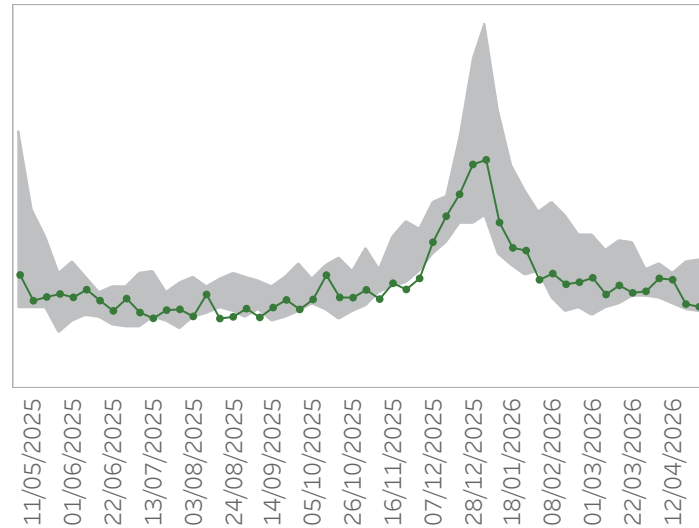
10-19



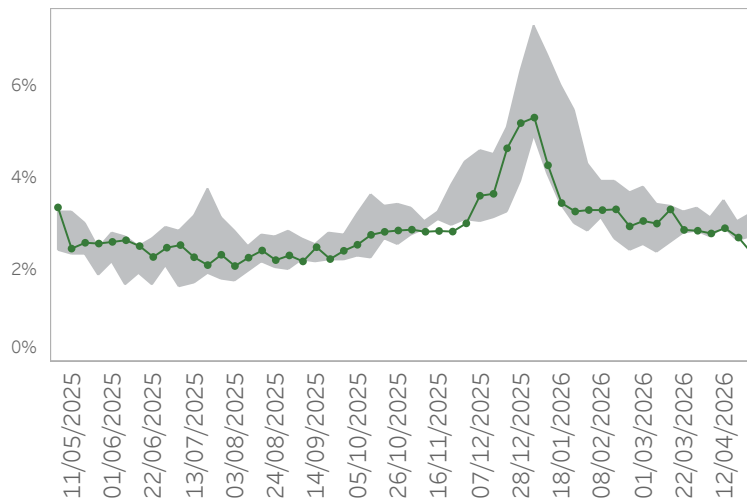
20-49



50-70



70+



Ultimo giorno di analisi: 26/04/2026

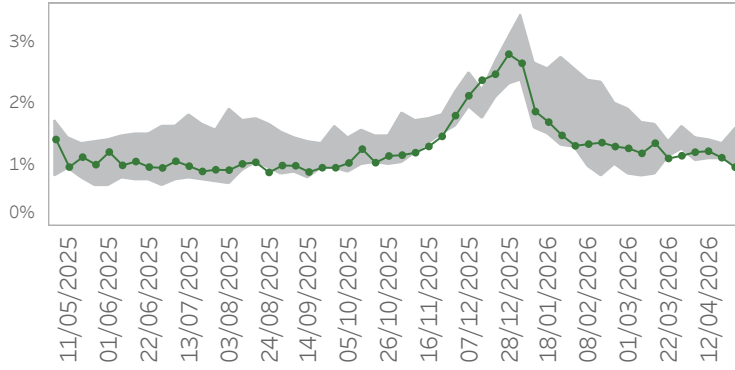
% Accessi per fascia d'età con POLMONITI

Fascia d'età	Settimana	2022	2023	2024	2025	2026
0-9	12	0,74%	1,34%	1,80%	1,97%	1,05%
	13	0,91%	1,34%	2,01%	2,07%	1,25%
	14	0,77%	1,03%	1,59%	1,57%	0,96%
	15	0,87%	1,20%	1,77%	1,49%	0,84%
	16	0,83%	0,85%	1,39%	1,53%	0,98%
	17	0,60%	0,76%	1,56%	1,48%	0,68%
10-19	12	0,38%	0,35%	0,88%	0,70%	0,36%
	13	0,44%	0,41%	0,98%	0,62%	0,37%
	14	0,32%	0,37%	0,81%	0,79%	0,36%
	15	0,26%	0,37%	0,98%	0,59%	0,24%
	16	0,23%	0,22%	0,84%	0,67%	0,20%
	17	0,29%	0,11%	1,13%	0,58%	0,27%
20-49	12	0,57%	0,61%	0,73%	0,92%	0,51%
	13	0,55%	0,62%	0,77%	0,99%	0,48%
	14	0,51%	0,47%	0,78%	0,91%	0,57%
	15	0,53%	0,55%	0,67%	0,77%	0,62%
	16	0,44%	0,51%	0,74%	0,73%	0,53%
	17	0,44%	0,45%	0,94%	0,84%	0,43%
50-70	12	1,07%	1,12%	1,25%	1,68%	1,11%
	13	1,07%	1,08%	1,34%	1,38%	1,13%
	14	1,31%	1,05%	1,38%	1,44%	1,28%
	15	1,23%	0,97%	1,34%	1,34%	1,27%
	16	0,90%	1,14%	1,24%	1,47%	0,98%
	17	0,89%	1,08%	1,25%	1,49%	0,95%
70+	12	2,79%	2,79%	2,85%	3,24%	2,87%
	13	3,23%	2,99%	2,84%	3,35%	2,86%
	14	2,73%	2,92%	3,02%	3,13%	2,80%
	15	2,91%	3,49%	2,96%	2,93%	2,91%
	16	2,85%	2,82%	2,62%	3,04%	2,71%
	17	2,73%	2,88%	3,06%	3,22%	2,36%

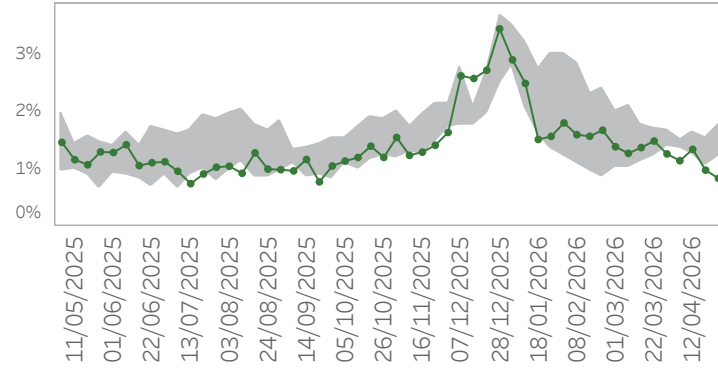
Ultimo giorno di analisi: 26/04/2026

% Accessi per ATS con POLMONITI

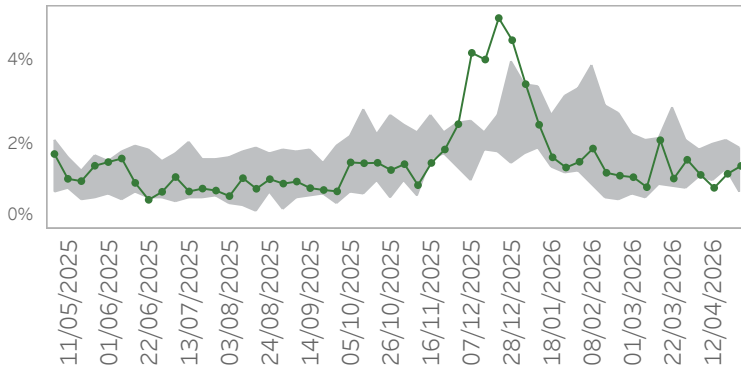
ATS della città Metropolitana di Milano



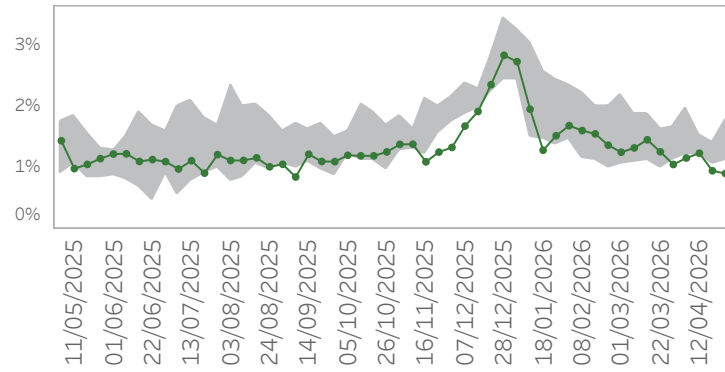
ATS dell'Insubria



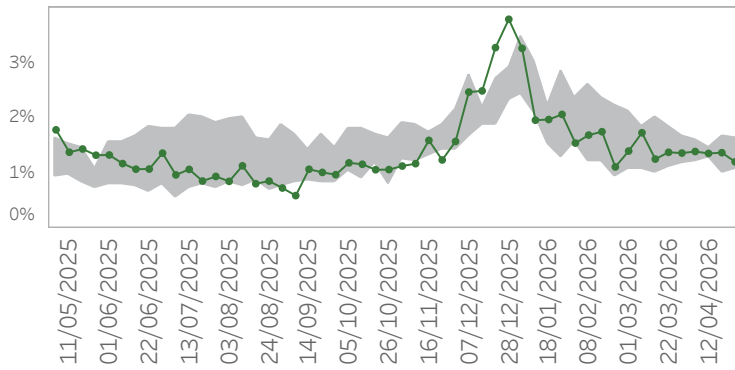
ATS della Montagna



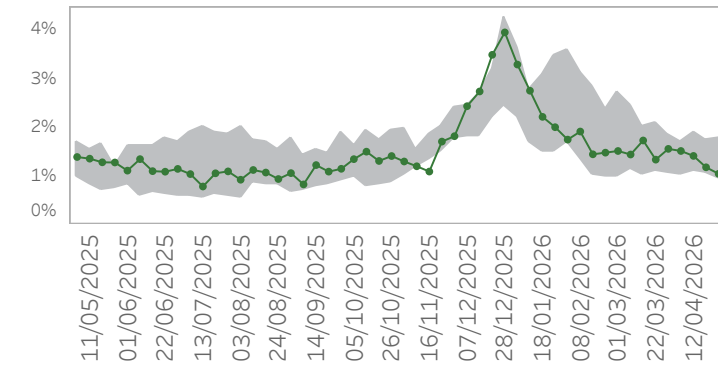
ATS della Brianza



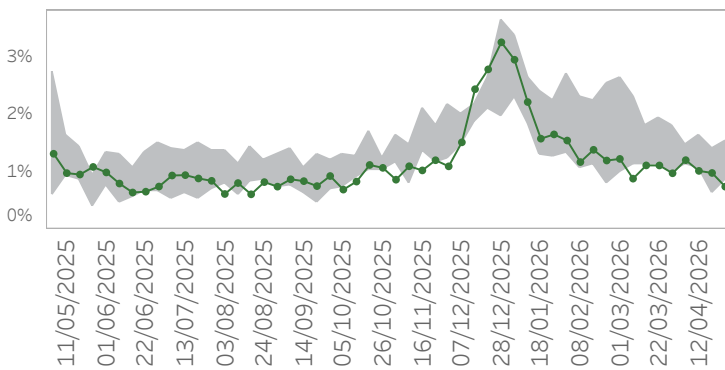
ATS di Bergamo



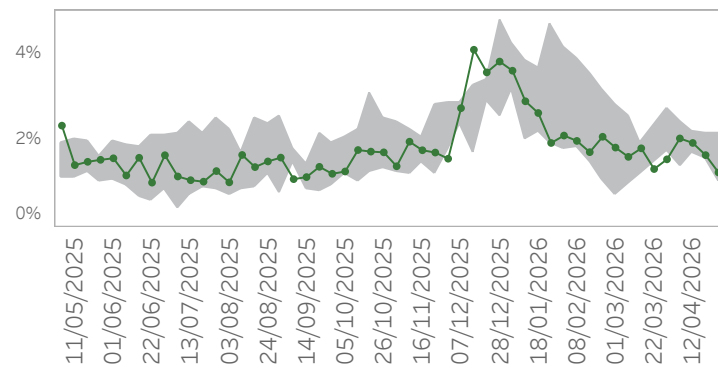
ATS di Brescia



ATS della Val Padana



ATS di Pavia



Ultimo giorno di analisi: 26/04/2026

% Accessi per ATS con POLMONITI

ATS	Settimana	2022	2023	2024	2025	2026
ATS DELLA CITTA' METROPOLITANA DI MILANO	12	1,11%	1,22%	1,37%	1,38%	1,10%
	13	1,26%	1,26%	1,48%	1,61%	1,15%
	14	1,06%	1,11%	1,36%	1,42%	1,21%
	15	1,10%	1,24%	1,42%	1,36%	1,22%
	16	1,16%	1,09%	1,29%	1,35%	1,12%
	17	0,97%	1,12%	1,43%	1,59%	0,96%
ATS DELL'INSUBRIA	12	1,24%	1,26%	1,40%	1,70%	1,48%
	13	1,58%	1,43%	1,68%	1,41%	1,26%
	14	1,35%	1,41%	1,51%	1,48%	1,14%
	15	1,45%	1,62%	1,25%	1,60%	1,34%
	16	1,05%	1,46%	1,33%	1,54%	0,98%
	17	1,38%	1,24%	1,75%	1,76%	0,83%
ATS DELLA MONTAGNA	12	1,00%	1,65%	2,33%	2,87%	1,20%
	13	1,14%	0,97%	1,17%	2,11%	1,65%
	14	1,48%	1,24%	1,55%	1,87%	1,29%
	15	1,42%	2,01%	1,74%	1,16%	0,98%
	16	1,41%	1,81%	1,71%	2,09%	1,32%
	17	0,89%	1,10%	1,92%	1,48%	1,50%
ATS DELLA BRIANZA	12	1,01%	1,21%	1,36%	1,64%	1,26%
	13	1,37%	1,12%	1,65%	1,67%	1,05%
	14	1,21%	1,25%	1,77%	1,97%	1,16%
	15	1,22%	1,41%	1,53%	1,30%	1,24%
	16	1,07%	1,18%	1,28%	1,42%	0,95%
	17	1,13%	1,28%	1,79%	1,79%	0,91%
ATS DI BERGAMO	12	1,12%	1,45%	1,43%	1,83%	1,38%
	13	1,17%	1,43%	1,49%	1,68%	1,36%
	14	1,21%	1,53%	1,53%	1,59%	1,39%
	15	1,28%	1,45%	1,46%	1,45%	1,36%
	16	1,01%	1,27%	1,18%	1,65%	1,37%
	17	1,22%	1,09%	1,28%	1,63%	1,21%
ATS DI BRESCIA	12	1,11%	1,26%	1,62%	2,10%	1,33%
	13	1,07%	1,23%	1,48%	1,85%	1,55%
	14	1,02%	1,07%	1,51%	1,71%	1,51%
	15	1,21%	1,11%	1,60%	1,90%	1,41%
	16	1,04%	1,20%	1,53%	1,74%	1,18%
	17	0,96%	1,23%	1,76%	1,34%	1,04%
ATS DELLA VAL PADANA	12	1,26%	1,12%	1,29%	1,91%	1,11%
	13	0,98%	1,39%	1,36%	1,80%	0,98%
	14	1,13%	1,31%	1,45%	1,33%	1,20%
	15	1,29%	1,19%	1,63%	1,08%	1,02%
	16	0,97%	0,63%	1,12%	1,40%	0,98%
	17	0,92%	0,88%	1,53%	1,52%	0,74%
ATS DI PAVIA	12	1,65%	1,48%	1,67%	2,31%	1,34%
	13	1,74%	1,95%	2,12%	2,72%	1,56%
	14	1,64%	1,41%	2,25%	2,42%	2,04%
	15	1,69%	2,21%	1,77%	1,79%	1,93%
	16	1,62%	1,60%	1,79%	2,14%	1,66%
	17	1,05%	1,21%	1,84%	2,15%	1,26%