

SORVEGLIANZA ACCESSI PRONTO SOCCORSO

Nota metodologica

Il presente report mostra i dati relativi al numero di accessi settimanali nei Pronto Soccorso di Regione Lombardia; vengono riportati gli accessi totali e classificati in base alla diagnosi alla dimissione e suddivisi per fascia di età ed ATS di afferenza del Pronto Soccorso. La fonte dei dati è il flusso EUOL (Emergenze Urgenze Online).

Sulla base della diagnosi attribuita alla dimissione del Pronto Soccorso (codifica ICD-9CM) gli accessi sono stati suddivisi in:

1. Diagnosi di **sindromi respiratorie**
2. Diagnosi di **sindromi simi-influenzali (influenza-like illness, ILI)**
3. Diagnosi di **polmoniti**

Il framework utilizzato per la classificazione degli accessi è quello proposto dai Centers for Disease Control and Prevention (U.S. CDC), integrato con i codici relativi al COVID-19.

Si sottolinea inoltre che il flusso EUOL proveniente dai Pronto Soccorso dell'ATS PAVIA – Fondazione IRCCS Policlinico San Matteo, ASST PAVIA (Ospedale di Voghera e Vigevano) – presentano alcuni dati mancanti per le settimane n° 29-49 del 2023, pertanto i grafici relativi agli accessi suddivisi per ATS mostrano una flessione nel numero di accessi relativamente al periodo indicato.

Grafici rappresentati

Nei grafici la linea **verde** (denominata "Valore Attuale") mostra il dato relativo alla settimana riportata sull'asse x. L'area in **grigio** rappresenta i valori relativi alla stessa settimana nei 4 anni precedenti ordinati dal minimo al massimo.

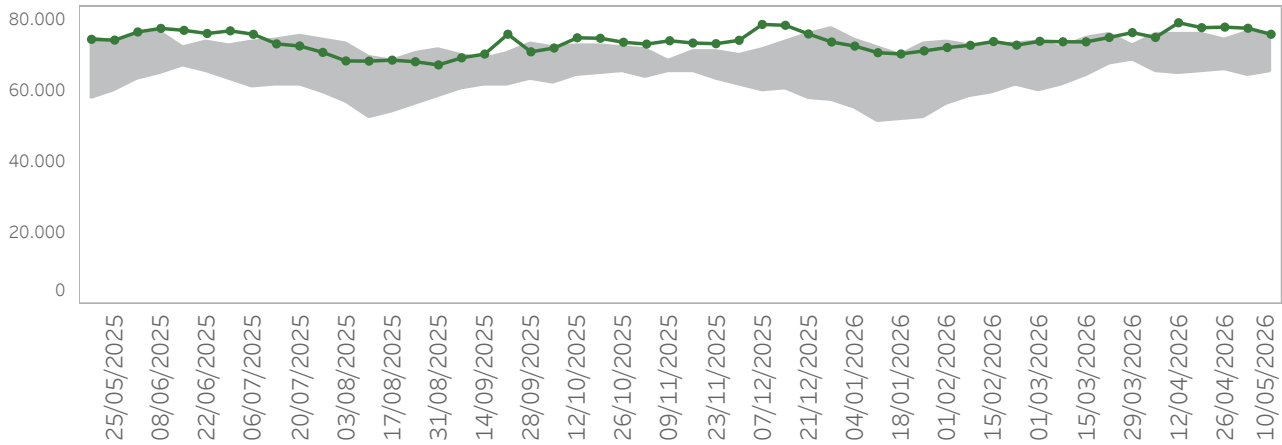
Codifica delle settimane rappresentate:

Settimana	Inizio	Fine
14	30/03/2026	05/04/2026
15	06/04/2026	12/04/2026
16	13/04/2026	19/04/2026
17	20/04/2026	26/04/2026
18	27/04/2026	03/05/2026
19	04/05/2026	10/05/2026

1. ACCESSI TOTALI

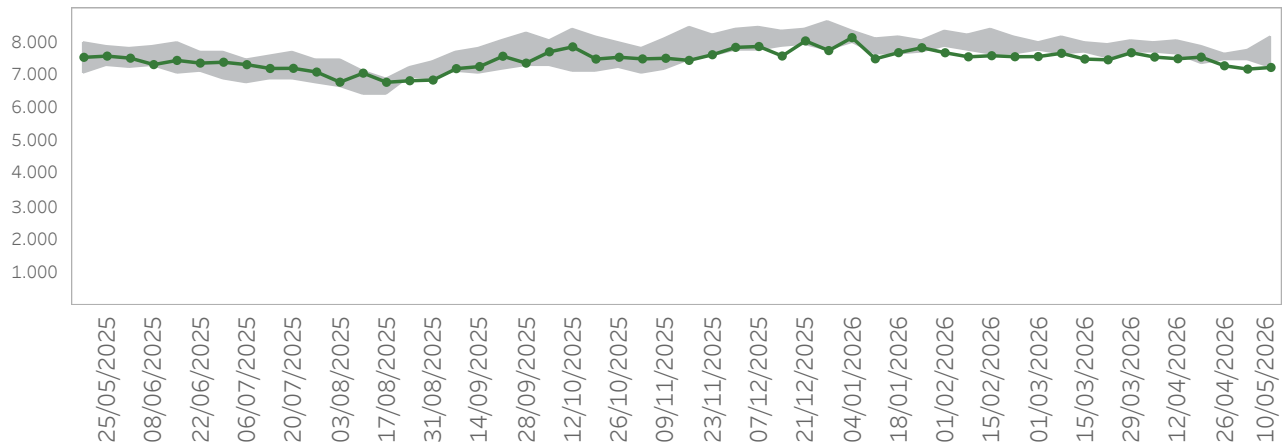
Ultimo giorno di analisi: 10/05/2026

Accessi Totali in Pronto Soccorso



Settimana	2022	2023	2024	2025	2026
14	66.995	65.367	74.128	76.232	74.981
15	64.929	67.227	75.747	75.236	79.104
16	65.432	66.843	75.880	68.542	77.721
17	65.849	67.640	70.366	74.189	77.872
18	64.127	69.050	75.152	76.552	77.556
19	69.459	65.433	75.542	72.681	75.865

Ricoveri Totali da Pronto Soccorso

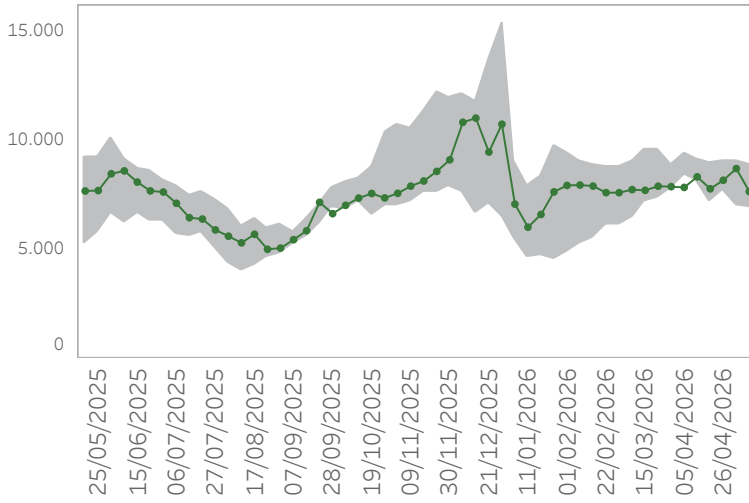


Settimana	2022	2023	2024	2025	2026
14	7.692	7.878	8.016	7.800	7.564
15	7.619	8.034	8.001	7.695	7.514
16	7.821	7.823	7.892	7.359	7.563
17	7.630	7.531	7.624	7.466	7.300
18	7.532	7.784	7.742	7.485	7.199
19	8.138	7.429	7.928	7.229	7.249

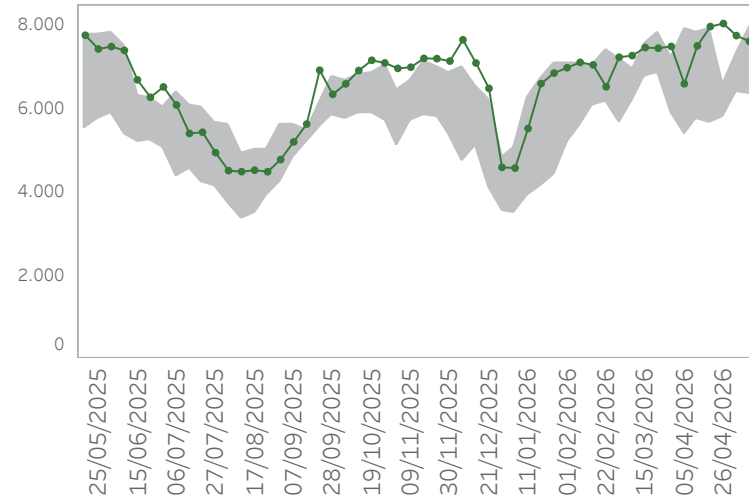
Ultimo giorno di analisi: 10/05/2026

Accessi Totali per fascia d'età

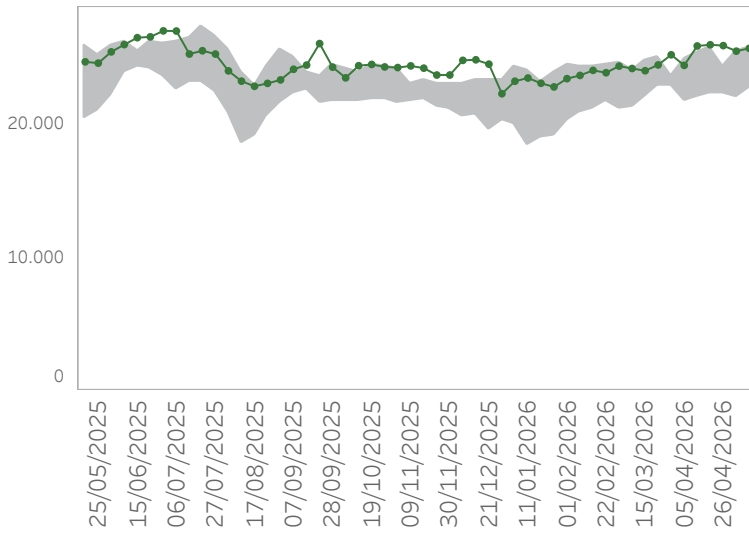
0-9



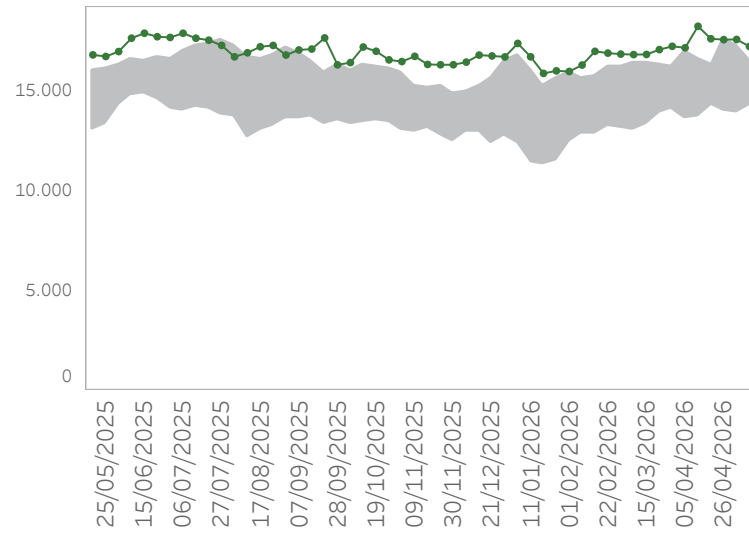
10-19



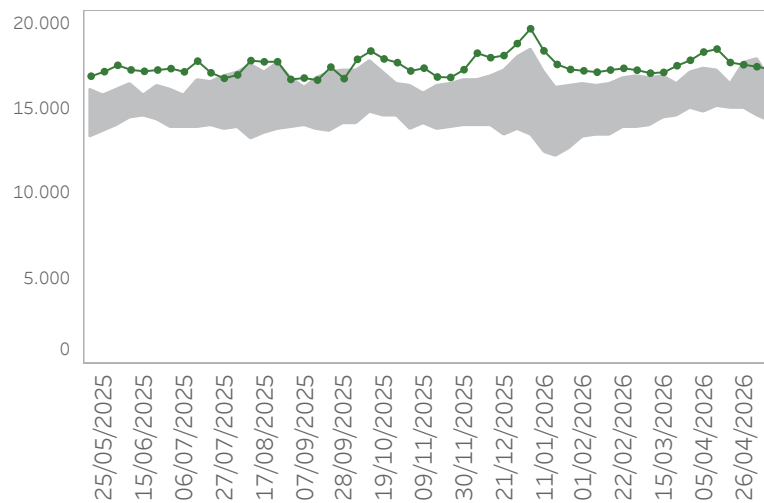
20-49



50-70



70+



Ultimo giorno di analisi: 10/05/2026

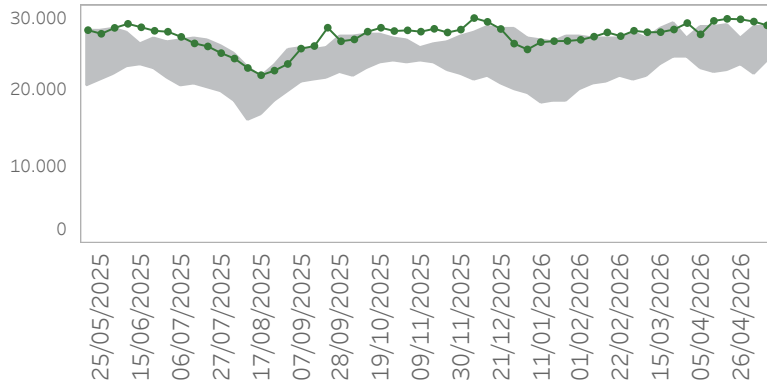
Accessi Totali per fascia d'età

Fascia d'età	Settimana	2022	2023	2024	2025	2026
0-9	14	8.540	8.652	9.383	8.430	7.820
	15	8.165	8.431	9.089	8.102	8.303
	16	7.463	8.098	8.917	7.211	7.757
	17	7.729	8.986	8.640	8.226	8.147
	18	7.017	8.954	8.980	7.967	8.679
	19	8.440	7.574	8.802	6.908	7.631
10-19	14	6.870	5.405	6.924	7.931	6.605
	15	5.757	5.979	7.754	7.847	7.515
	16	5.738	6.305	7.943	5.684	7.979
	17	6.593	6.206	6.450	5.824	8.051
	18	6.408	6.669	7.347	7.300	7.761
	19	7.227	6.379	7.953	7.311	7.624
20-49	14	23.175	21.754	24.680	24.965	24.489
	15	22.122	22.450	25.375	24.889	25.950
	16	22.796	22.434	25.828	23.151	26.040
	17	22.418	22.485	23.525	24.390	25.977
	18	22.127	23.244	25.192	25.523	25.560
	19	23.491	22.833	25.865	24.650	25.774
50-70	14	13.652	14.114	16.354	17.064	17.241
	15	13.788	14.745	16.527	16.662	18.323
	16	14.389	14.412	16.403	15.595	17.695
	17	14.050	14.605	15.494	17.603	17.650
	18	13.993	14.784	16.470	17.405	17.659
	19	14.924	14.367	16.404	16.630	17.307
70+	14	14.747	15.426	16.378	17.394	18.346
	15	15.076	15.604	16.513	17.228	18.520
	16	15.036	15.581	16.482	16.469	17.730
	17	15.049	15.336	15.983	17.739	17.600
	18	14.570	15.369	16.899	17.904	17.482
	19	15.364	14.270	16.222	16.741	17.325

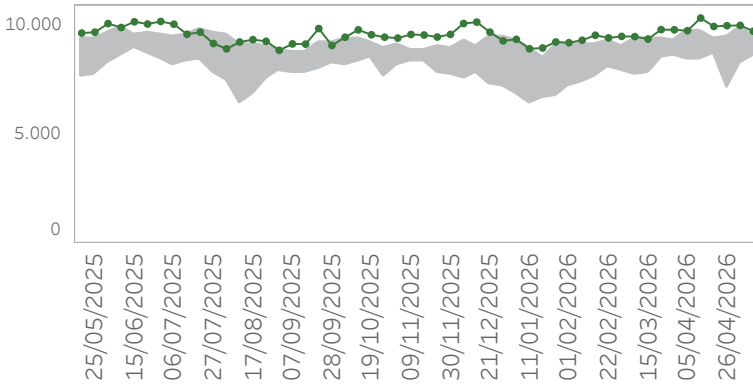
Ultimo giorno di analisi: 10/05/2026

Accessi Totali per ATS

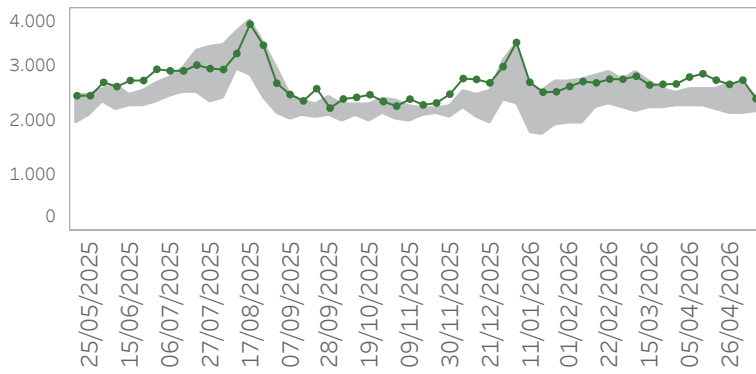
ATS della città Metropolitana di Milano



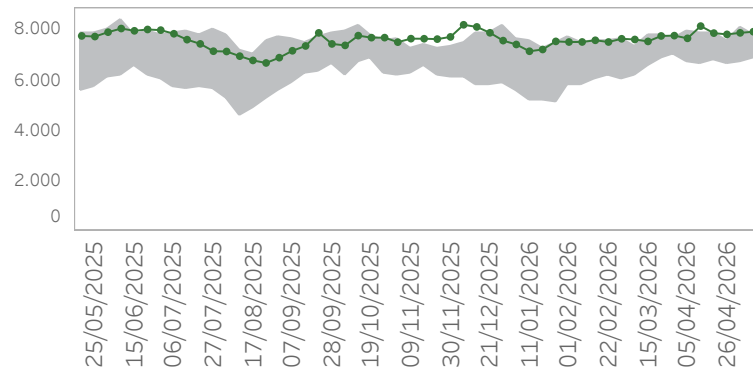
ATS dell'Insubria



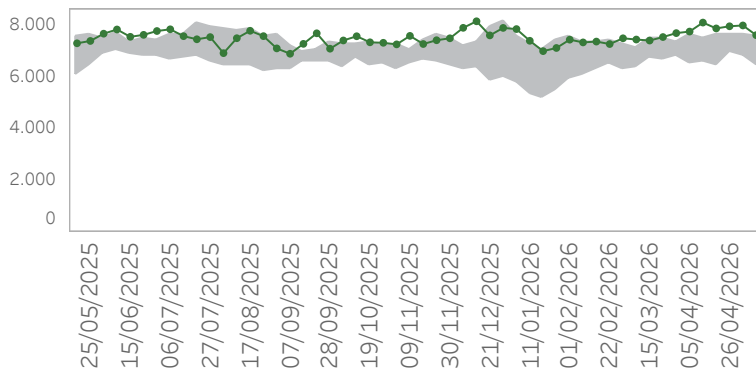
ATS della Montagna



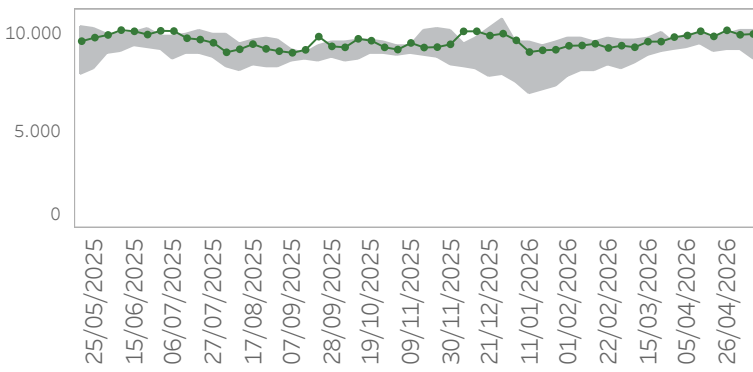
ATS della Brianza



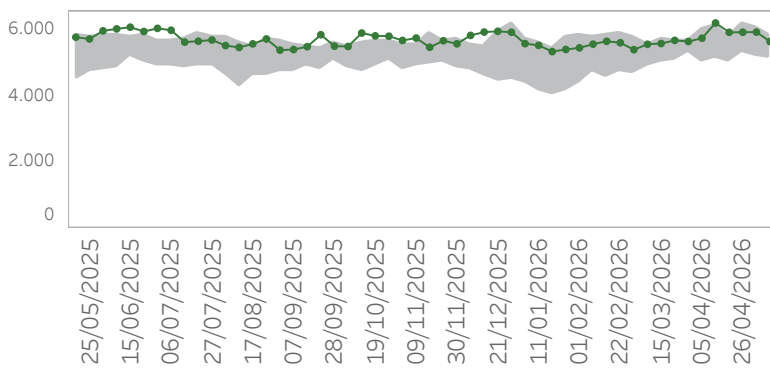
ATS di Bergamo



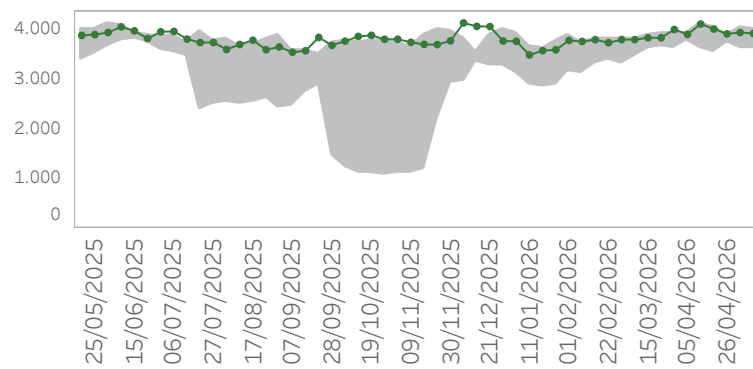
ATS di Brescia



ATS della Val Padana



ATS di Pavia



Ultimo giorno di analisi: 10/05/2026

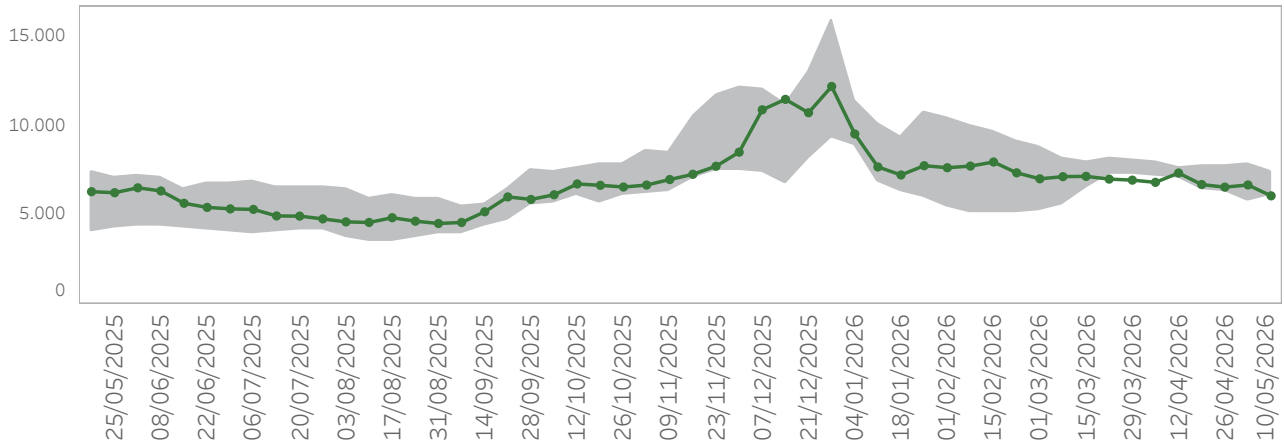
Accessi Totali per ATS

ATS	Settimana	2022	2023	2024	2025	2026
ATS DELLA CITTA' METROPOLITANA DI MILANO	14	23.935	22.905	27.885	28.395	27.420
	15	22.253	23.794	28.382	28.156	29.185
	16	22.709	24.195	28.560	25.096	29.454
	17	23.413	24.738	26.055	26.817	29.396
	18	22.166	24.936	28.309	27.951	29.096
	19	24.421	23.872	28.308	27.047	28.601
ATS DELL'INSUBRIA	14	8.419	8.654	9.323	9.713	9.721
	15	8.419	8.987	9.504	9.721	10.296
	16	8.635	8.757	9.410	8.774	9.914
	17	8.461	7.071	8.809	9.498	9.947
	18	8.186	8.806	9.395	9.857	9.962
	19	9.073	8.585	9.441	9.231	9.696
ATS DELLA MONTAGNA	14	2.294	2.257	2.583	2.568	2.793
	15	2.247	2.283	2.586	2.497	2.853
	16	2.277	2.205	2.566	2.390	2.737
	17	2.137	2.277	2.502	2.697	2.661
	18	2.129	2.286	2.452	2.631	2.737
	19	2.324	2.169	2.429	2.426	2.398
ATS DELLA BRIANZA	14	6.874	6.698	7.675	7.984	7.683
	15	6.655	7.084	7.909	7.769	8.171
	16	6.809	6.922	7.897	7.185	7.891
	17	6.643	7.294	7.372	7.605	7.841
	18	6.732	7.195	7.892	8.127	7.901
	19	7.128	6.866	7.815	7.508	7.947
ATS DI BERGAMO	14	7.259	6.552	7.271	7.600	7.753
	15	7.037	6.608	7.470	7.297	8.100
	16	7.058	6.448	7.642	6.960	7.874
	17	6.957	6.988	6.961	7.652	7.957
	18	6.931	6.837	7.351	7.618	7.989
	19	7.443	6.447	7.566	7.247	7.614
ATS DI BRESCIA	14	9.390	9.377	9.751	10.029	9.994
	15	9.576	9.547	10.080	9.805	10.215
	16	9.378	9.359	9.985	9.123	9.948
	17	9.197	9.930	9.498	9.997	10.262
	18	9.198	9.839	10.090	10.238	10.032
	19	9.795	8.705	10.215	9.608	10.071
ATS DELLA VAL PADANA	14	5.045	5.173	5.781	6.021	5.740
	15	5.133	5.216	5.698	6.126	6.200
	16	5.055	5.071	5.805	5.506	5.918
	17	5.319	5.462	5.429	6.194	5.921
	18	5.190	5.417	5.849	6.095	5.925
	19	5.503	5.174	5.778	5.833	5.642
ATS DI PAVIA	14	3.779	3.751	3.859	3.922	3.877
	15	3.609	3.708	4.118	3.865	4.084
	16	3.511	3.886	4.015	3.508	3.985
	17	3.722	3.880	3.740	3.729	3.887
	18	3.595	3.734	3.814	4.035	3.914
	19	3.772	3.615	3.990	3.781	3.896

2. ACCESSI PER SINDROME

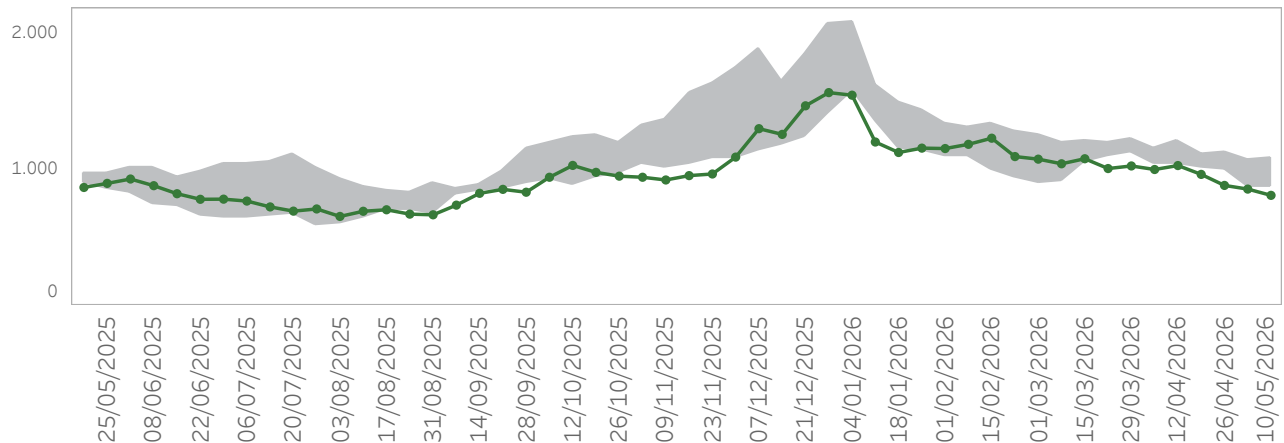
Ultimo giorno di analisi: 10/05/2026

Accessi in Pronto Soccorso con SINDROMI RESPIRATORIE



Settimana	2022	2023	2024	2025	2026
14	7.216	7.286	7.902	7.546	6.814
15	7.097	7.491	7.580	7.310	7.334
16	6.473	6.789	7.738	6.856	6.692
17	6.320	7.202	7.748	7.651	6.545
18	5.778	6.876	7.797	7.122	6.668
19	6.211	6.153	7.378	6.119	6.059

Ricoveri da Pronto Soccorso con SINDROMI RESPIRATORIE

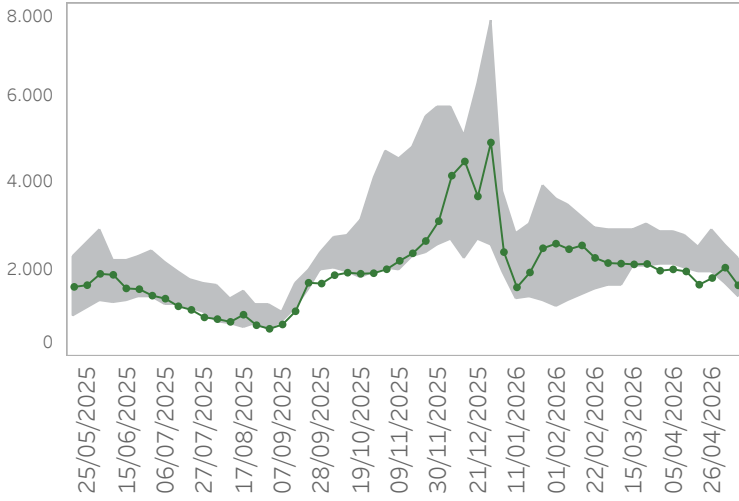


Settimana	2022	2023	2024	2025	2026
14	1.048	1.097	1.101	1.157	1.002
15	1.064	1.212	1.151	1.049	1.031
16	1.020	1.109	1.109	1.075	966
17	1.015	997	1.133	1.049	885
18	881	1.008	1.073	1.024	858
19	998	930	1.089	867	812

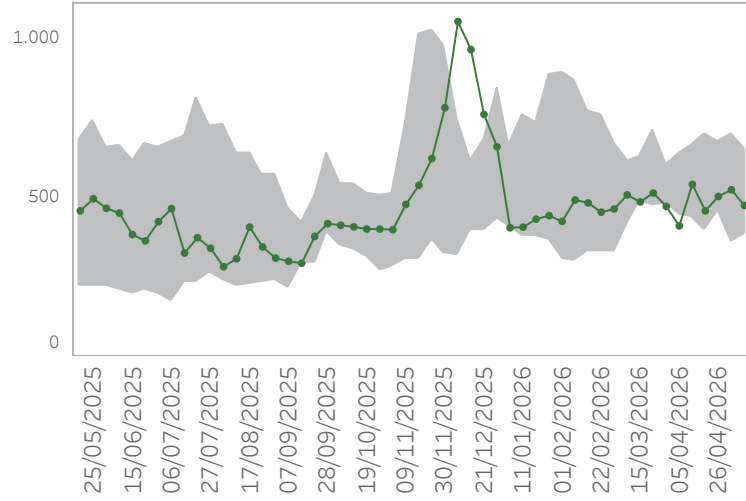
Ultimo giorno di analisi: 10/05/2026

Accessi per fascia d'età con SINDROMI RESPIRATORIE

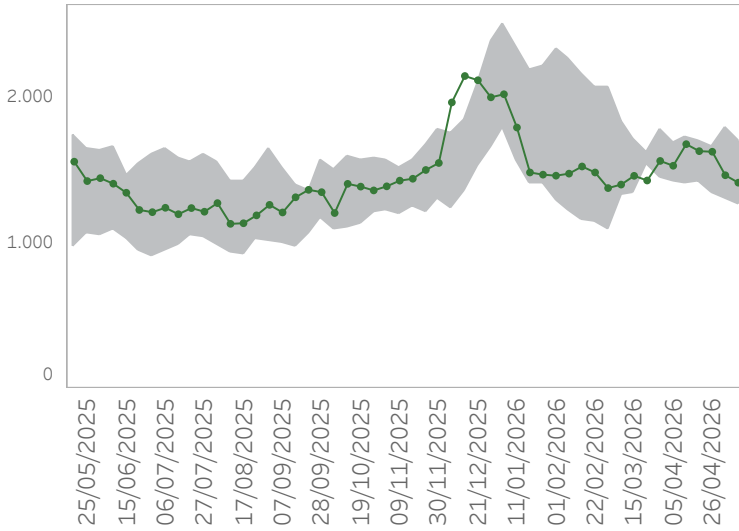
0-9



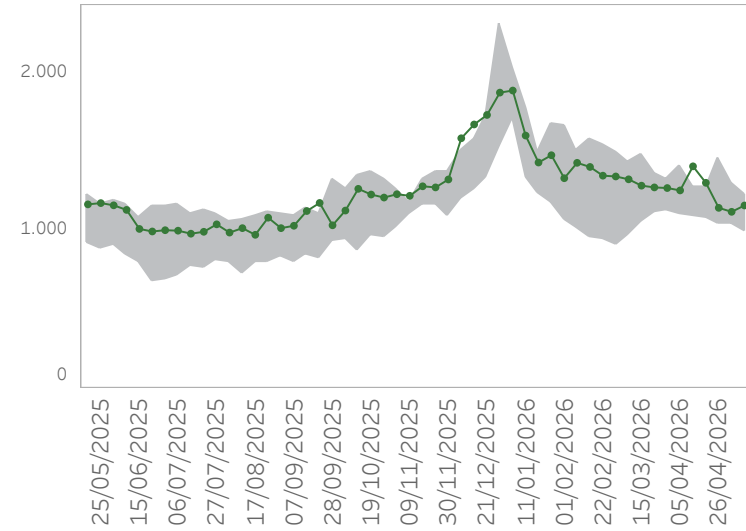
10-19



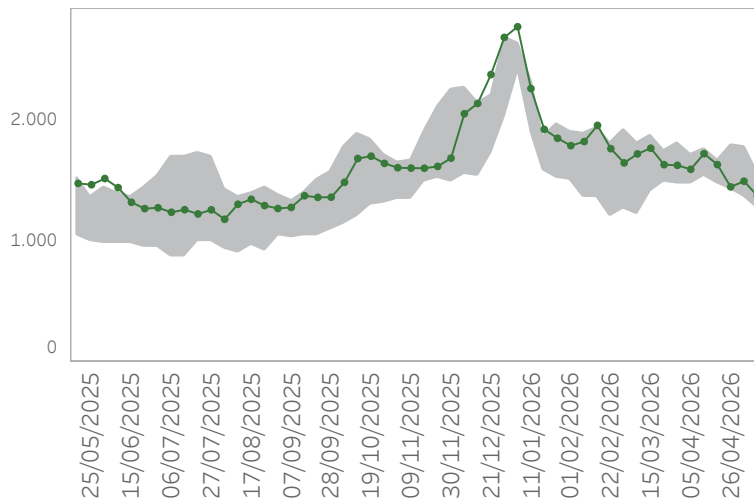
20-49



50-70



70+



Ultimo giorno di analisi: 10/05/2026

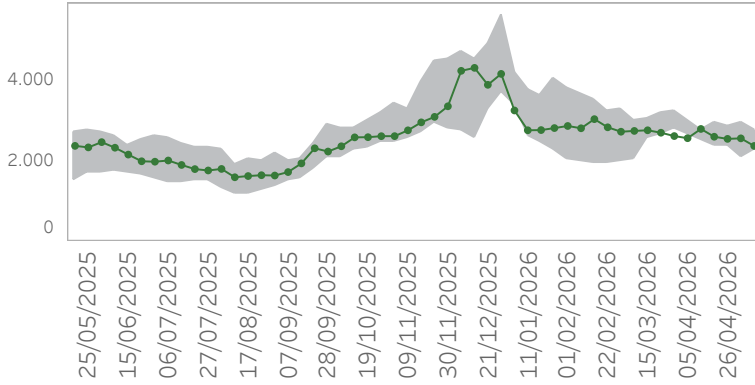
Accessi per fascia d'età con SINDROMI RESPIRATORIE

Fascia d'età	Settimana	2022	2023	2024	2025	2026
0-9	14	2.538	2.857	2.867	2.130	2.003
	15	2.499	2.768	2.467	2.001	1.955
	16	2.018	2.393	2.515	1.953	1.652
	17	1.930	2.882	2.785	2.224	1.805
	18	1.728	2.535	2.464	1.682	2.042
	19	2.114	2.175	2.256	1.341	1.637
10-19	14	524	442	635	572	410
	15	441	443	662	607	540
	16	416	395	694	467	457
	17	458	458	670	481	502
	18	359	427	694	545	523
	19	438	384	646	501	474
20-49	14	1.520	1.422	1.547	1.682	1.528
	15	1.523	1.406	1.519	1.726	1.676
	16	1.465	1.417	1.693	1.503	1.628
	17	1.343	1.360	1.571	1.658	1.624
	18	1.297	1.358	1.754	1.788	1.463
	19	1.268	1.332	1.696	1.562	1.412
50-70	14	1.141	1.096	1.284	1.399	1.251
	15	1.093	1.116	1.260	1.273	1.403
	16	1.101	1.071	1.276	1.236	1.299
	17	1.044	1.074	1.195	1.451	1.141
	18	1.040	1.094	1.275	1.292	1.116
	19	995	996	1.209	1.221	1.156
70+	14	1.493	1.468	1.517	1.713	1.588
	15	1.540	1.758	1.625	1.659	1.717
	16	1.473	1.513	1.537	1.655	1.627
	17	1.545	1.428	1.505	1.784	1.443
	18	1.354	1.462	1.589	1.773	1.490
	19	1.396	1.266	1.545	1.460	1.370

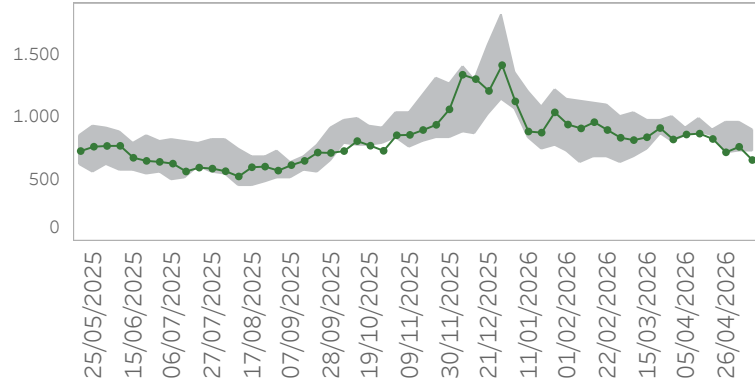
Ultimo giorno di analisi: 10/05/2026

Accessi per ATS con SINDROMI RESPIRATORIE

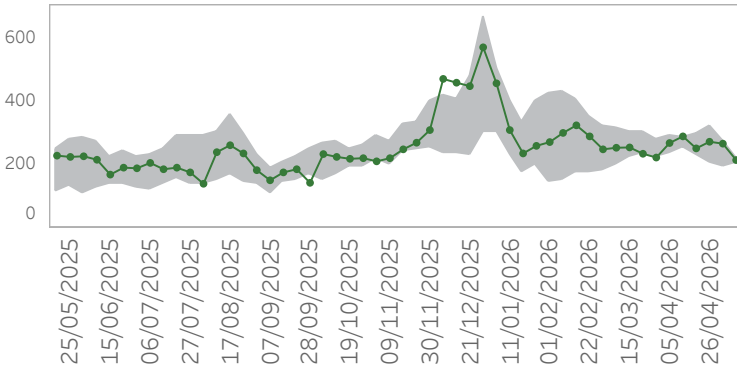
ATS della città Metropolitana di Milano



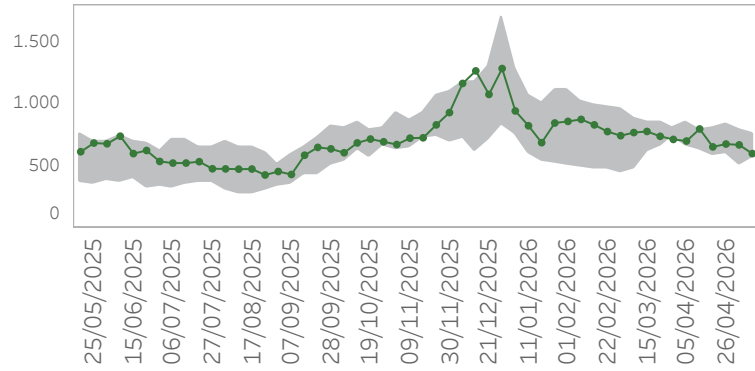
ATS dell'Insubria



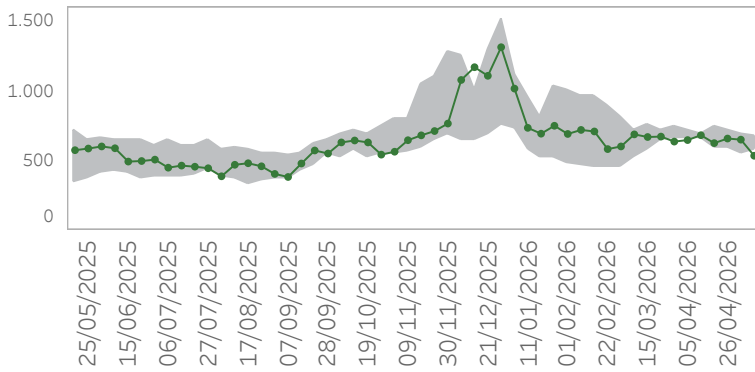
ATS della Montagna



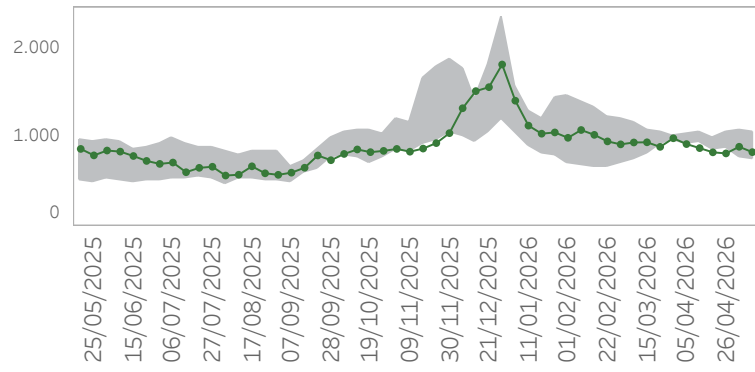
ATS della Brianza



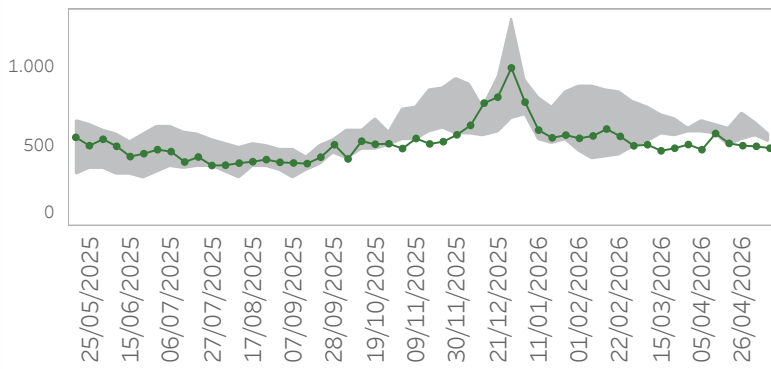
ATS di Bergamo



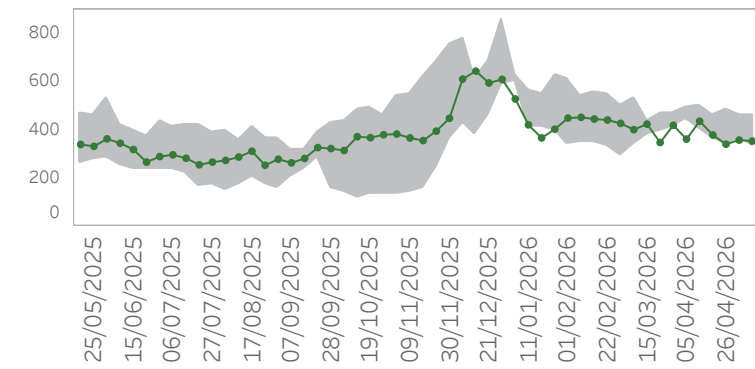
ATS di Brescia



ATS della Val Padana



ATS di Pavia



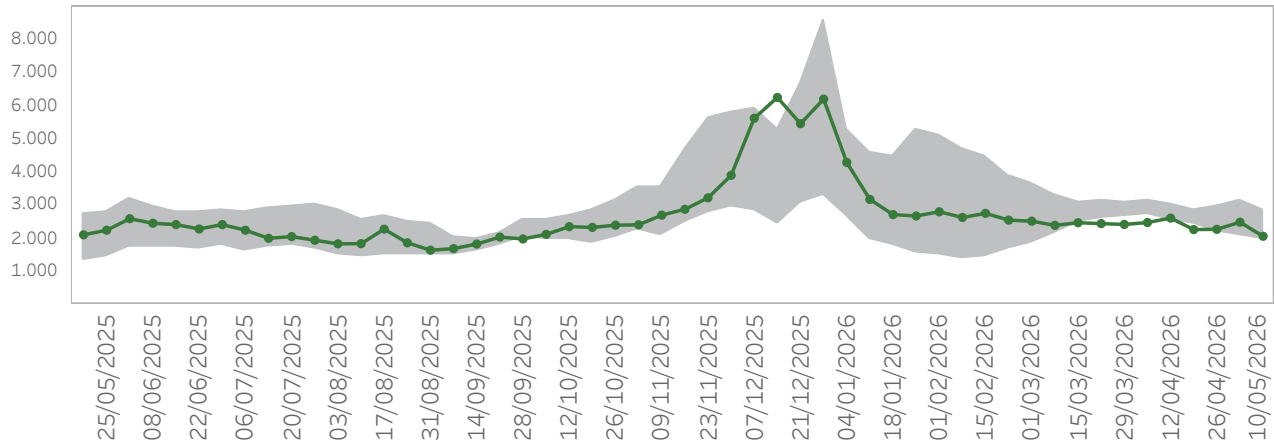
Ultimo giorno di analisi: 10/05/2026

Accessi per ATS con SINDROMI RESPIRATORIE

ATS	Settimana	2022	2023	2024	2025	2026
ATS DELLA CITTA' METROPOLITANA DI MILANO	14	2.736	2.670	3.020	2.855	2.575
	15	2.529	2.732	2.739	2.772	2.805
	16	2.392	2.482	2.943	2.516	2.611
	17	2.374	2.724	2.817	2.857	2.558
	18	2.094	2.616	2.967	2.570	2.571
	19	2.269	2.293	2.755	2.317	2.382
ATS DELL'INSUBRIA	14	905	905	907	848	861
	15	991	991	875	882	868
	16	857	876	889	843	825
	17	812	716	952	918	718
	18	720	816	960	811	762
	19	811	728	890	738	656
ATS DELLA MONTAGNA	14	240	234	291	257	269
	15	253	253	284	270	290
	16	230	228	298	294	252
	17	206	258	322	264	273
	18	193	217	276	267	267
	19	204	205	219	221	215
ATS DELLA BRIANZA	14	668	737	791	853	699
	15	626	739	793	776	796
	16	589	659	797	729	652
	17	595	704	779	826	675
	18	511	645	768	784	668
	19	571	578	757	632	598
ATS DI BERGAMO	14	659	725	719	694	650
	15	659	672	697	663	685
	16	599	608	745	660	628
	17	588	660	681	717	661
	18	559	576	697	679	653
	19	605	580	679	597	537
ATS DI BRESCIA	14	934	964	1.025	923	919
	15	988	1.021	1.054	938	874
	16	859	983	993	868	827
	17	869	1.051	1.042	965	815
	18	771	969	1.066	953	889
	19	794	849	1.045	758	829
ATS DELLA VAL PADANA	14	627	590	655	648	480
	15	580	605	637	608	581
	16	565	502	612	578	519
	17	537	624	672	708	505
	18	563	578	647	640	501
	19	540	542	574	526	489
ATS DI PAVIA	14	447	461	494	468	361
	15	471	478	501	401	435
	16	382	451	461	368	378
	17	339	465	483	396	340
	18	367	459	416	418	357
	19	417	378	459	330	353

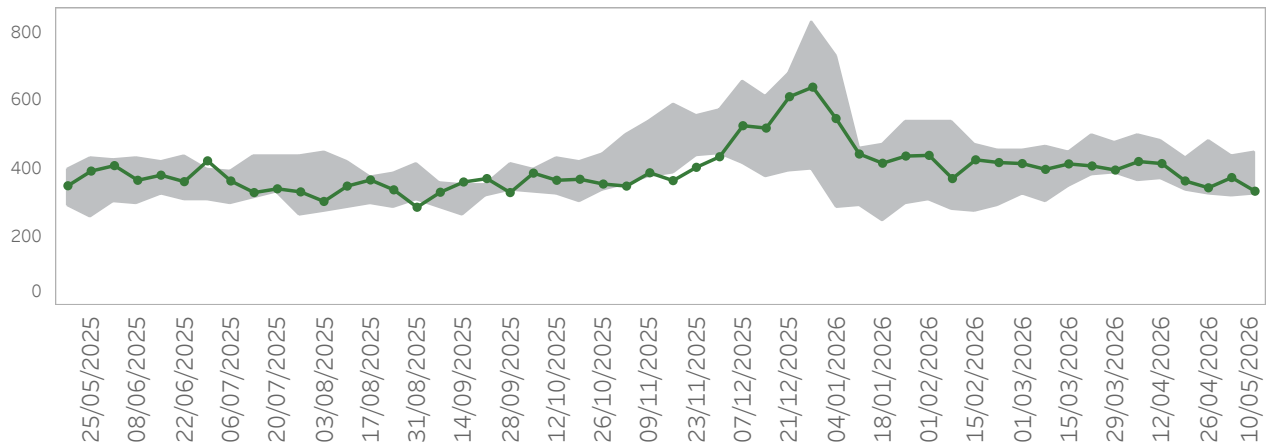
Ultimo giorno di analisi: 10/05/2026

Accessi in Pronto Soccorso con ILI



Settimana	2022	2023	2024	2025	2026
14	2.970	2.833	3.140	2.742	2.474
15	2.753	2.922	3.020	2.575	2.609
16	2.524	2.466	2.853	2.477	2.261
17	2.234	2.868	2.976	2.852	2.268
18	2.077	2.712	3.125	2.547	2.485
19	2.457	2.221	2.871	1.972	2.058

Ricoveri da Pronto Soccorso con ILI

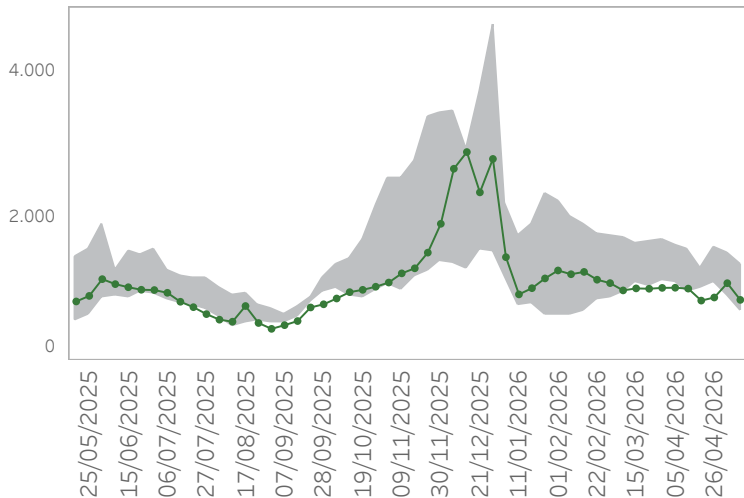


Settimana	2022	2023	2024	2025	2026
14	364	375	498	453	423
15	373	448	483	414	417
16	335	353	435	403	366
17	326	385	482	409	346
18	321	372	436	409	376
19	368	358	448	328	336

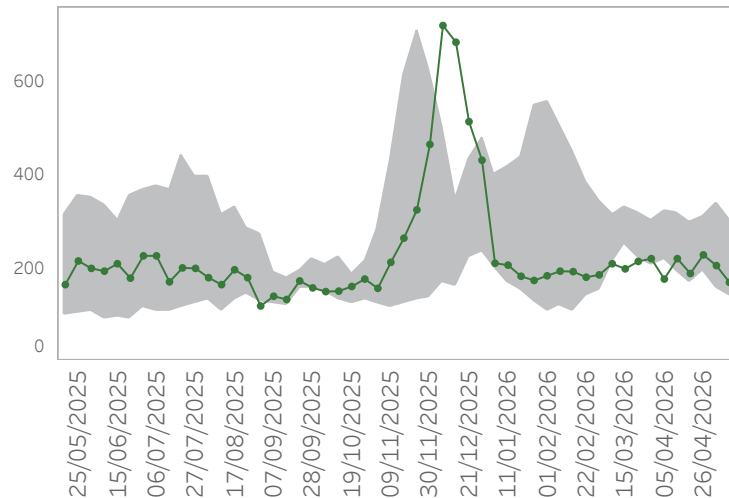
Ultimo giorno di analisi: 10/05/2026

Accessi per fascia d'età con ILI

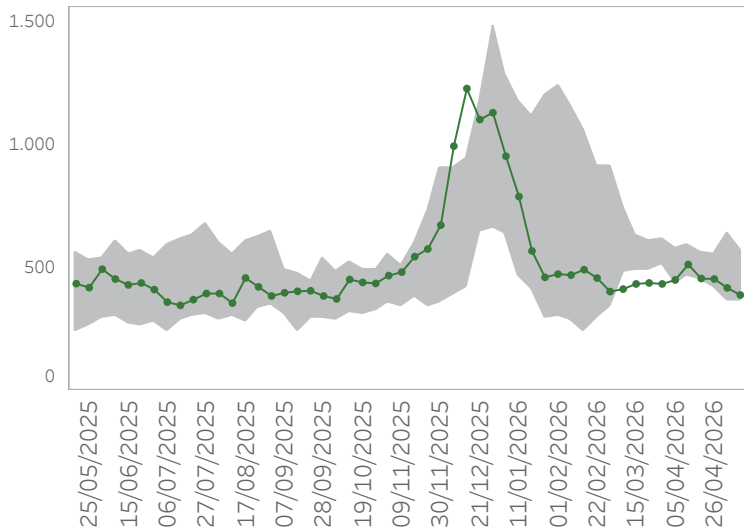
0-9



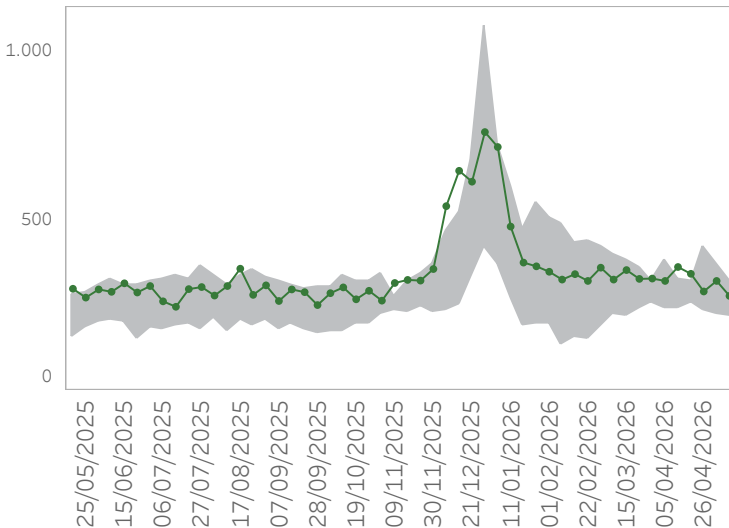
10-19



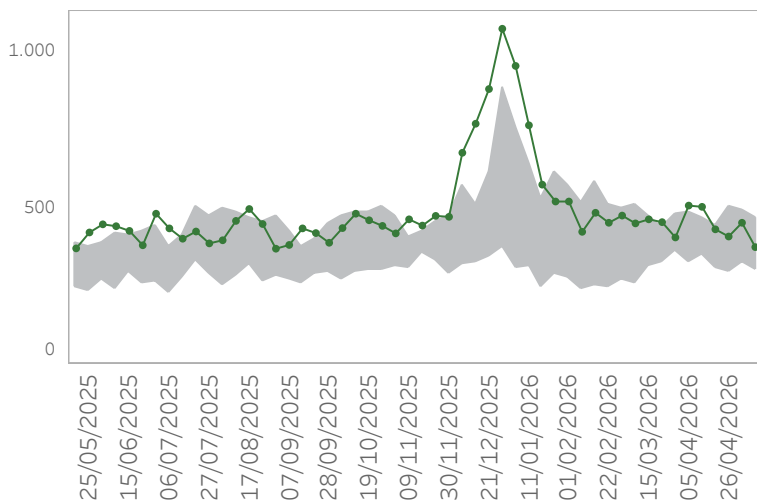
20-49



50-70



70+



Ultimo giorno di analisi: 10/05/2026

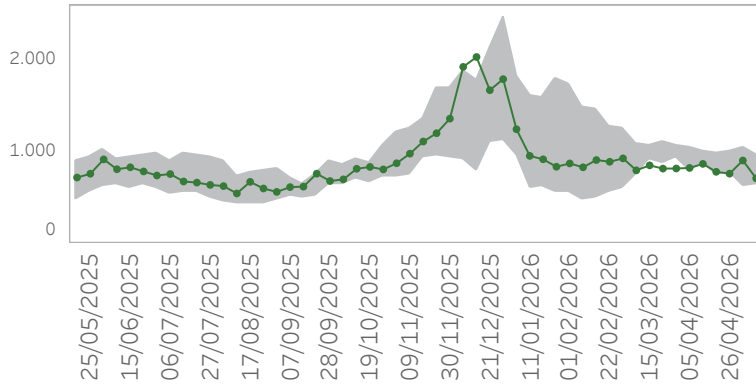
Accessi per fascia d'età con ILI

Fascia d'età	Settimana	2022	2023	2024	2025	2026
0-9	14	1.559	1.595	1.491	1.090	1.011
	15	1.441	1.548	1.310	963	999
	16	1.184	1.280	1.275	1.016	833
	17	1.086	1.569	1.410	1.155	876
	18	997	1.493	1.384	912	1.074
	19	1.319	1.172	1.203	685	843
10-19	14	248	227	324	217	176
	15	196	216	320	257	220
	16	200	170	296	184	188
	17	193	217	310	199	228
	18	159	198	338	246	205
	19	185	140	300	179	169
20-49	14	562	439	575	555	450
	15	523	470	594	548	513
	16	507	449	558	517	456
	17	420	431	527	551	454
	18	367	423	637	508	418
	19	366	388	570	450	389
50-70	14	260	244	316	381	323
	15	242	283	330	323	364
	16	288	260	324	307	344
	17	239	276	310	421	292
	18	227	228	352	375	323
	19	240	221	323	268	279
70+	14	341	328	411	486	507
	15	351	405	448	469	503
	16	345	307	390	444	431
	17	296	375	410	503	408
	18	327	370	410	490	452
	19	347	300	466	376	374

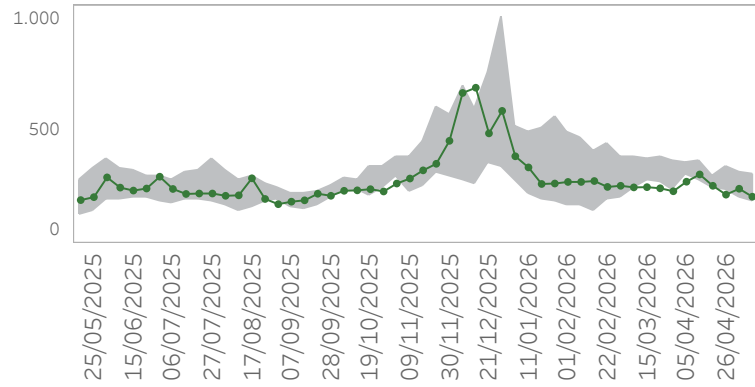
Ultimo giorno di analisi: 10/05/2026

Accessi per ATS con ILI

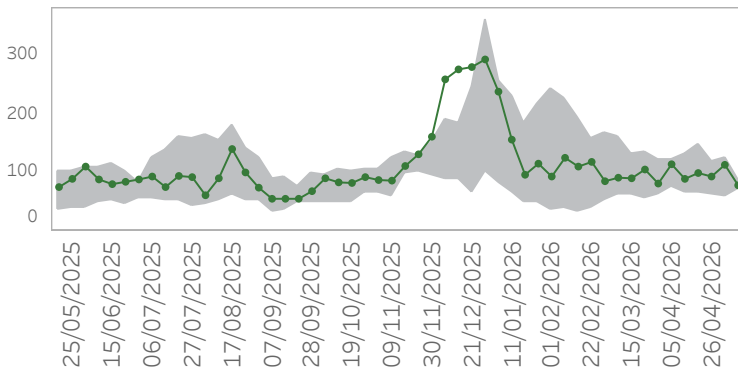
ATS della città Metropolitana di Milano



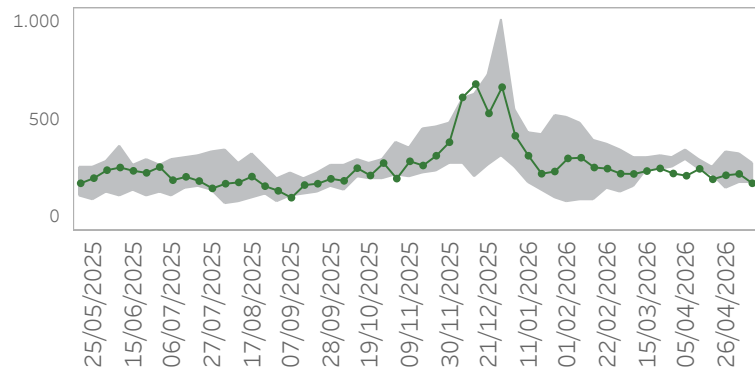
ATS dell'Insubria



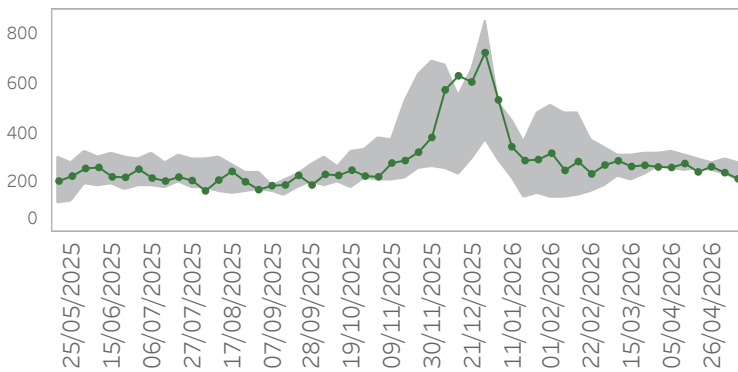
ATS della Montagna



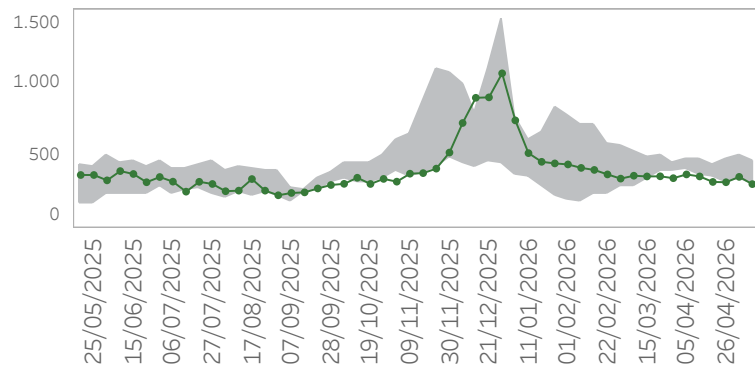
ATS della Brianza



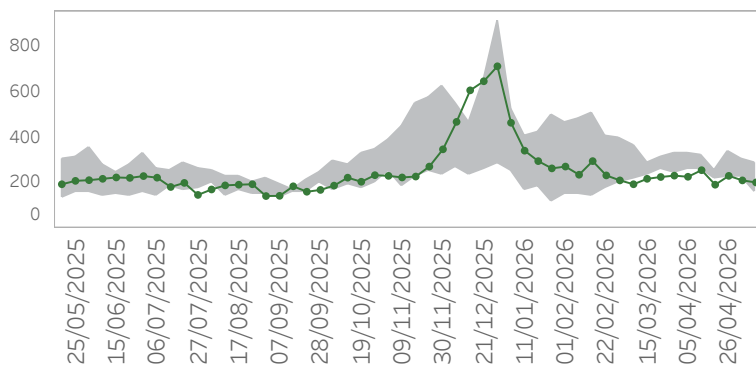
ATS di Bergamo



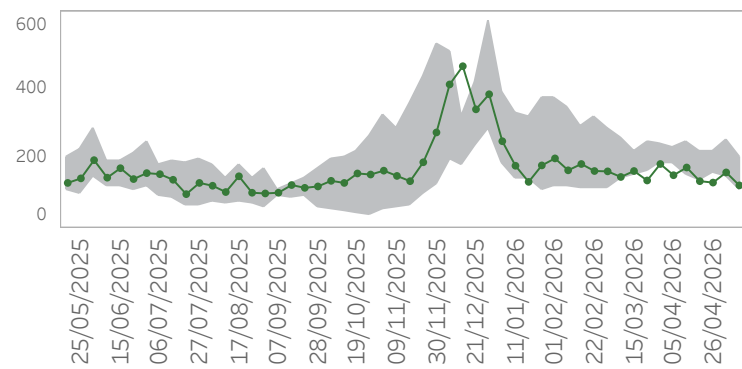
ATS di Brescia



ATS della Val Padana



ATS di Pavia



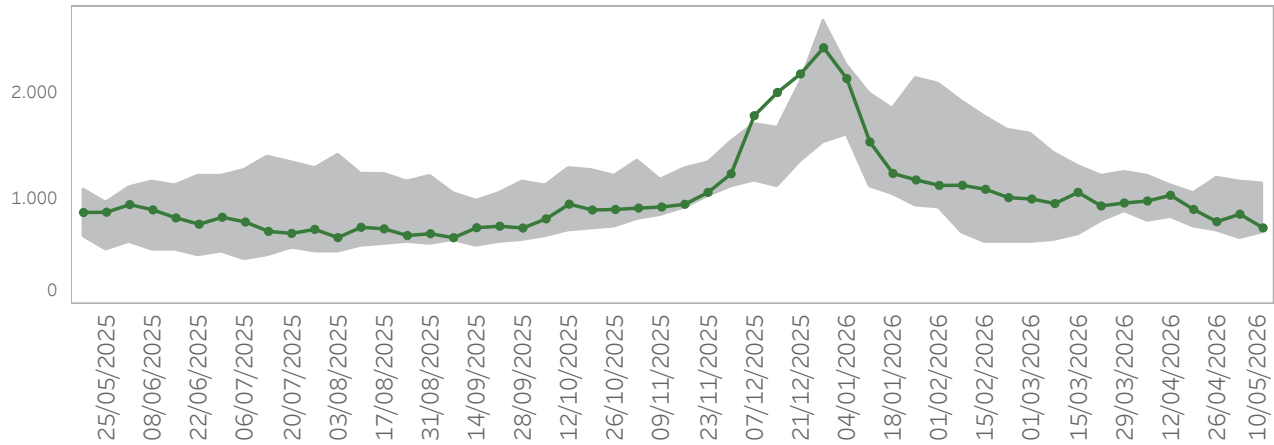
Ultimo giorno di analisi: 10/05/2026

Accessi per ATS con ILI

ATS	Settimana	2022	2023	2024	2025	2026
ATS DELLA CITTA' METROPOLITANA DI MILANO	14	970	795	1.041	907	822
	15	867	891	1.007	883	866
	16	854	752	977	839	780
	17	778	903	976	1.006	760
	18	634	840	1.038	879	903
	19	799	645	958	690	709
ATS DELL'INSUBRIA	14	353	350	340	302	273
	15	347	365	275	280	305
	16	280	293	248	275	255
	17	239	255	335	298	216
	18	203	273	314	269	242
	19	238	224	308	190	207
ATS DELLA MONTAGNA	14	76	81	120	112	114
	15	67	91	130	100	89
	16	67	69	148	114	99
	17	63	80	119	93	93
	18	59	58	124	119	113
	19	73	77	86	82	78
ATS DELLA BRIANZA	14	326	324	363	316	249
	15	273	282	323	274	280
	16	255	247	286	261	233
	17	194	336	353	333	251
	18	213	286	350	254	257
	19	222	213	301	221	215
ATS DI BERGAMO	14	329	308	272	254	263
	15	310	285	299	251	279
	16	292	269	288	257	245
	17	252	283	262	271	266
	18	232	288	296	265	242
	19	283	232	276	209	217
ATS DI BRESCIA	14	406	413	478	406	373
	15	407	441	472	371	359
	16	374	397	441	358	321
	17	321	453	475	405	319
	18	346	425	498	357	356
	19	354	365	465	308	306
ATS DELLA VAL PADANA	14	287	330	309	261	228
	15	265	323	281	262	257
	16	225	220	254	238	193
	17	227	339	263	275	232
	18	242	292	308	226	212
	19	283	266	289	163	203
ATS DI PAVIA	14	223	232	217	184	152
	15	217	244	233	154	174
	16	177	219	211	135	135
	17	160	219	193	171	131
	18	148	250	197	178	160
	19	205	199	188	109	123

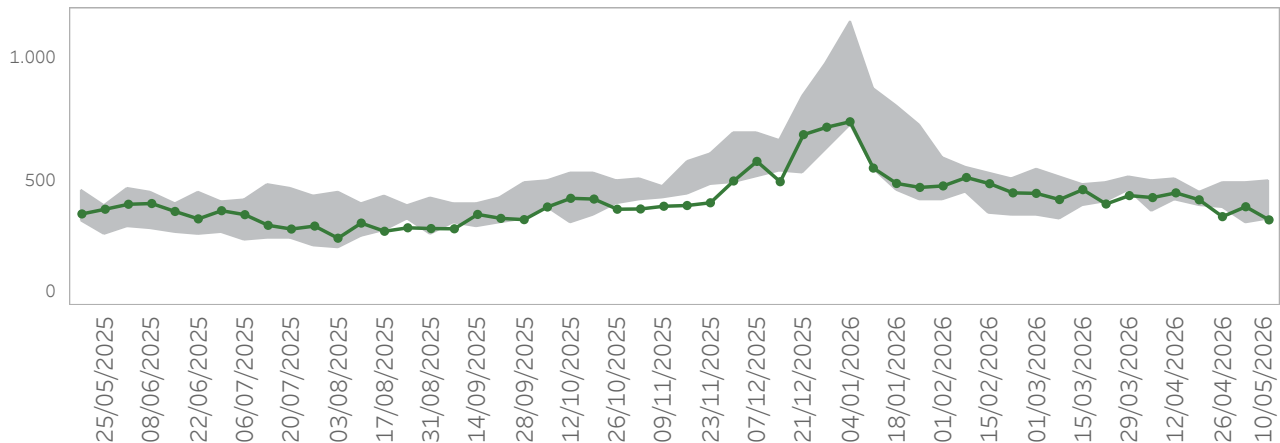
Ultimo giorno di analisi: 10/05/2026

Accessi in Pronto Soccorso con POLMONITI



Settimana	2022	2023	2024	2025	2026
14	787	810	1.124	1.219	979
15	813	934	1.123	1.095	1.033
16	734	802	1.019	1.052	899
17	700	777	1.115	1.203	783
18	614	739	1.173	1.155	854
19	717	675	1.139	812	724

Ricoveri da Pronto Soccorso con POLMONITI

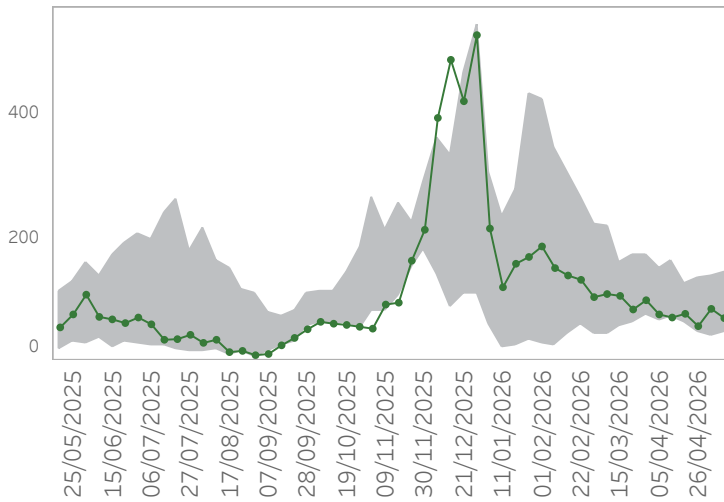


Settimana	2022	2023	2024	2025	2026
14	383	440	468	500	437
15	422	514	506	467	456
16	404	458	443	449	428
17	398	406	499	464	360
18	332	389	497	474	400
19	402	349	503	350	347

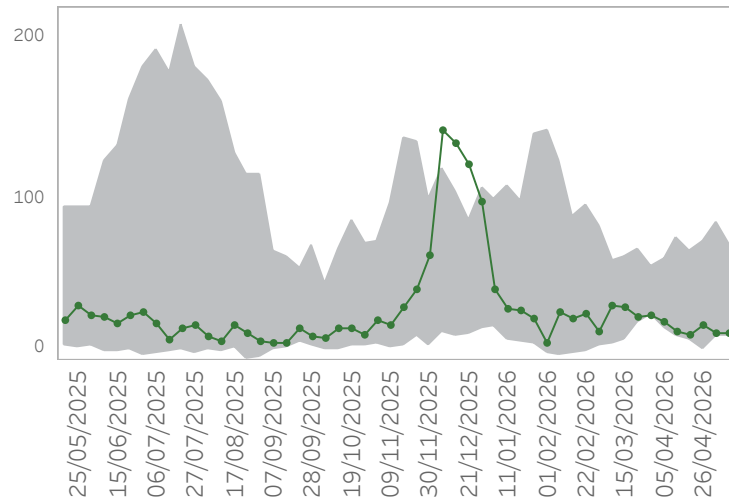
Ultimo giorno di analisi: 10/05/2026

Accessi per fascia d'età con POLMONITI

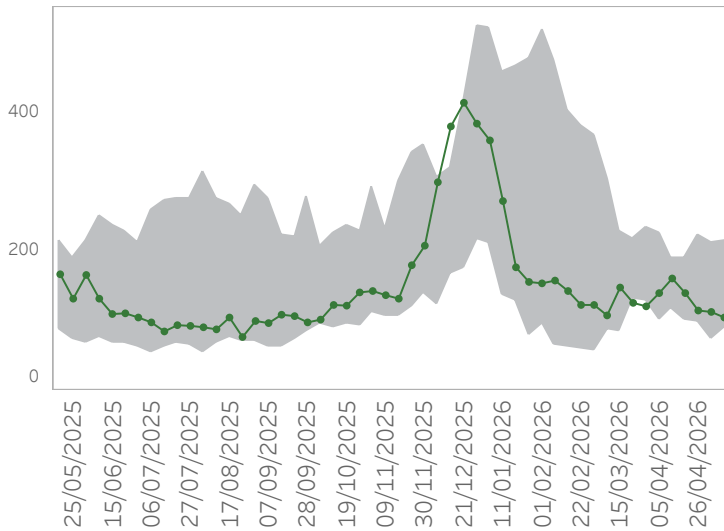
0-9



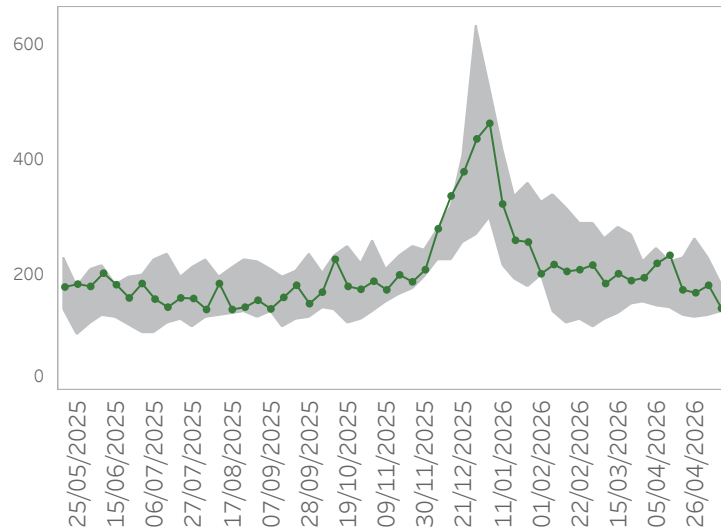
10-19



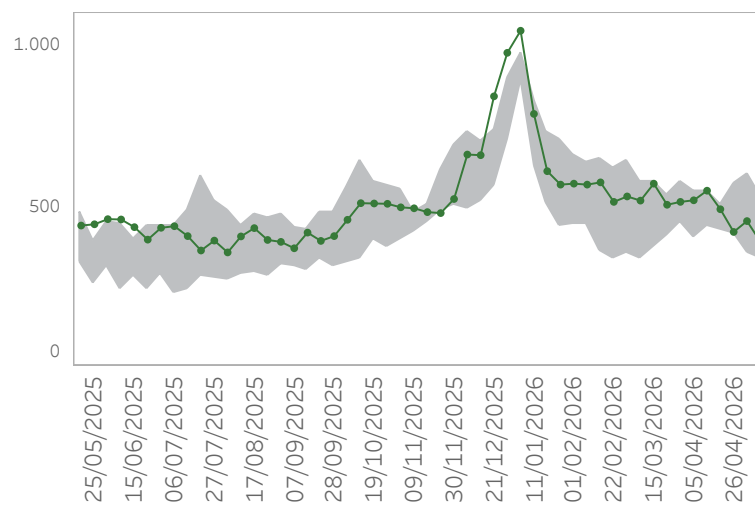
20-49



50-70



70+



Ultimo giorno di analisi: 10/05/2026

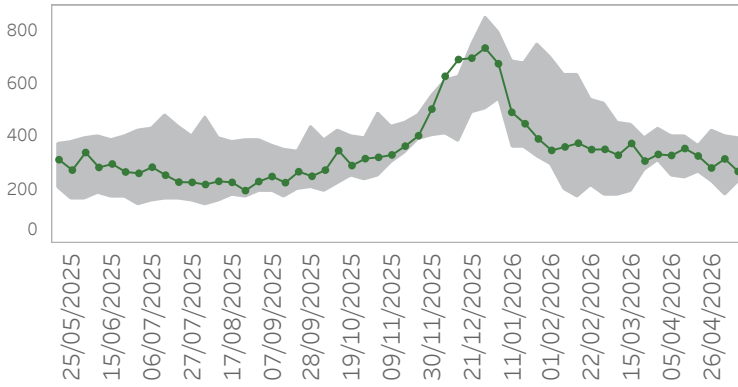
Accessi per fascia d'età con POLMONITI

Fascia d'età	Settimana	2022	2023	2024	2025	2026
0-9	14	66	89	149	132	75
	15	71	101	161	121	70
	16	62	69	124	110	76
	17	46	68	135	122	56
	18	40	59	138	68	84
	19	59	76	144	48	69
10-19	14	22	20	56	63	24
	15	15	22	76	46	18
	16	13	14	67	38	16
	17	19	7	73	34	22
	18	15	15	85	46	17
	19	15	19	71	30	17
20-49	14	118	103	192	226	140
	15	118	123	170	191	161
	16	101	114	190	169	140
	17	99	102	222	205	115
	18	75	95	211	202	113
	19	90	108	214	147	105
50-70	14	179	148	226	246	221
	15	170	143	222	224	235
	16	130	165	203	229	175
	17	125	158	194	263	170
	18	131	153	217	230	183
	19	139	137	182	170	143
70+	14	402	450	495	544	518
	15	439	545	488	504	548
	16	428	440	432	501	490
	17	411	442	489	572	419
	18	353	417	520	602	453
	19	414	335	527	413	389

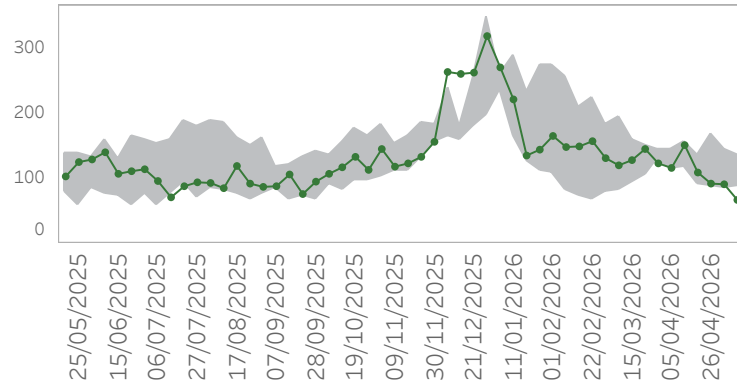
Ultimo giorno di analisi: 10/05/2026

Accessi per ATS con POLMONITI

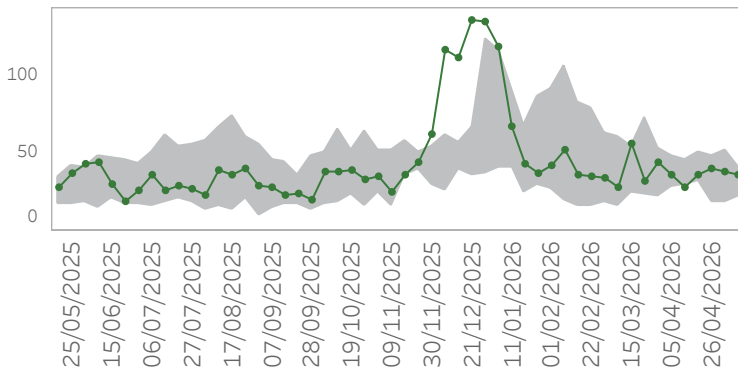
ATS della città Metropolitana di Milano



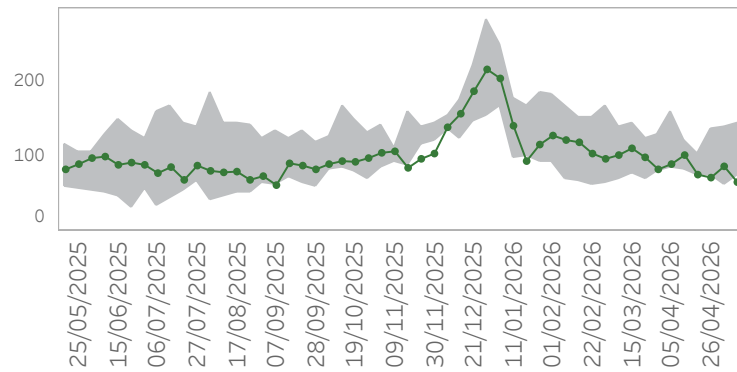
ATS dell'Insubria



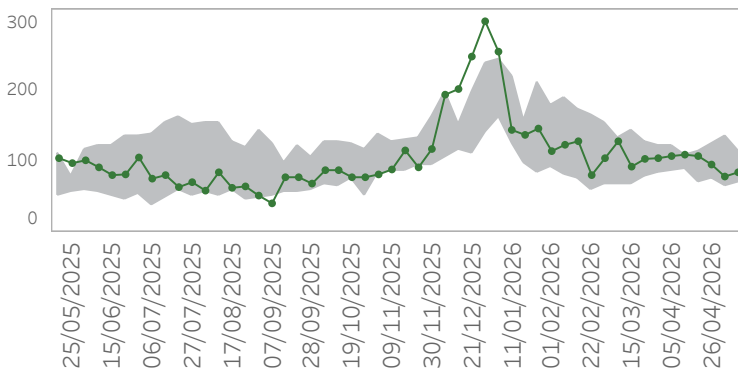
ATS della Montagna



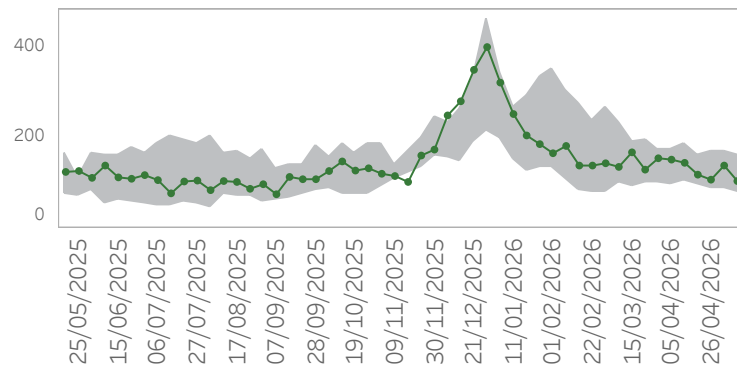
ATS della Brianza



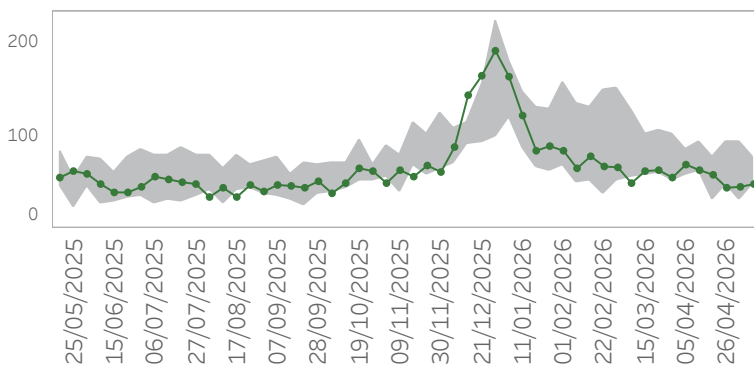
ATS di Bergamo



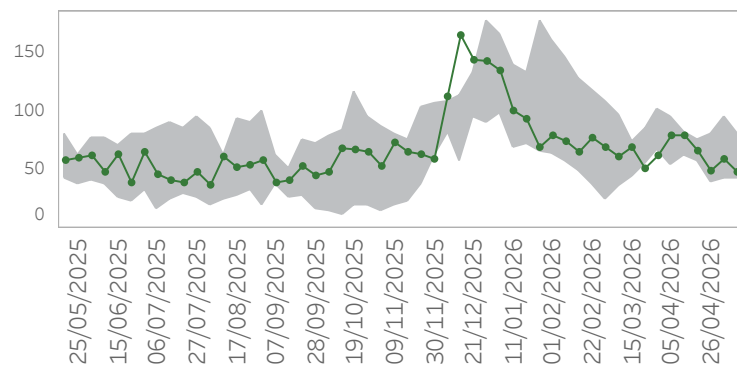
ATS di Brescia



ATS della Val Padana



ATS di Pavia



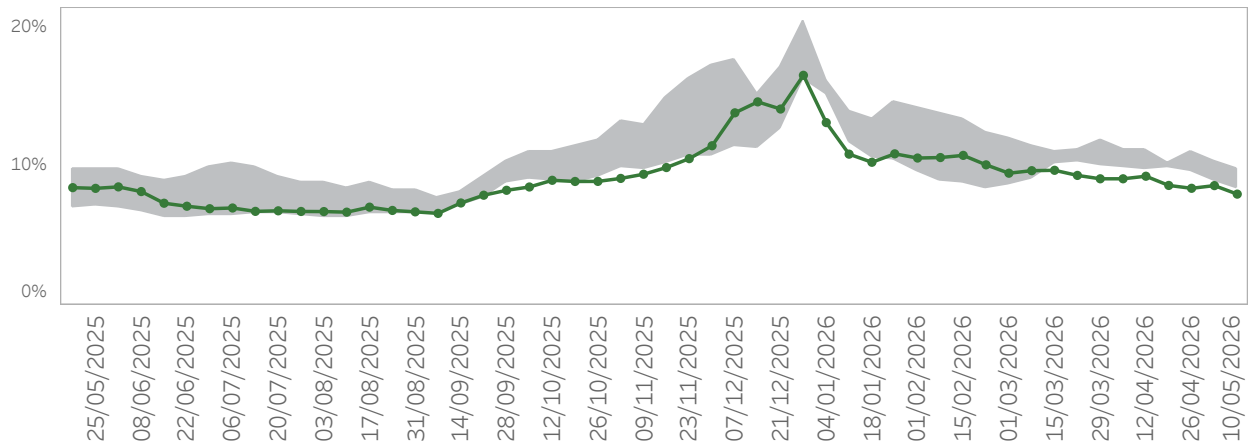
Ultimo giorno di analisi: 10/05/2026

Accessi per ATS con POLMONITI

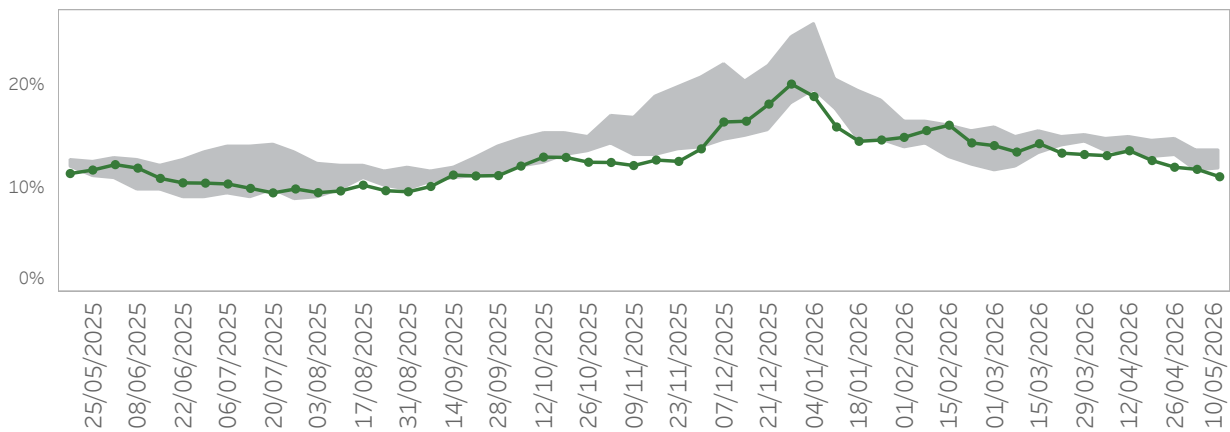
ATS	Settimana	2022	2023	2024	2025	2026
ATS DELLA CITTA' METROPOLITANA DI MILANO	14	253	255	378	403	331
	15	245	296	402	382	357
	16	263	264	369	339	329
	17	228	278	373	427	284
	18	183	300	402	395	318
	19	229	240	393	261	271
ATS DELL'INSUBRIA	14	114	122	141	144	116
	15	122	146	119	156	151
	16	91	128	125	135	109
	17	117	88	154	167	92
	18	88	86	143	144	91
	19	120	87	134	107	67
ATS DELLA MONTAGNA	14	34	28	40	48	36
	15	32	46	45	29	28
	16	32	40	44	50	36
	17	19	25	48	40	40
	18	18	22	52	47	38
	19	39	22	40	29	36
ATS DELLA BRIANZA	14	83	84	136	157	89
	15	81	100	121	101	101
	16	73	82	101	102	75
	17	75	93	132	136	71
	18	62	82	138	117	86
	19	82	74	143	74	65
ATS DI BERGAMO	14	88	100	111	121	108
	15	90	96	109	106	110
	16	71	82	90	115	108
	17	85	76	89	125	96
	18	86	64	103	136	79
	19	73	72	115	100	85
ATS DI BRESCIA	14	96	100	147	171	151
	15	116	106	161	186	144
	16	98	112	153	159	118
	17	88	122	167	134	107
	18	90	111	170	142	138
	19	80	89	158	130	104
ATS DELLA VAL PADANA	14	57	68	84	80	69
	15	66	62	93	66	63
	16	49	32	65	77	58
	17	49	48	83	94	44
	18	39	32	93	80	45
	19	51	48	76	57	48
ATS DI PAVIA	14	62	53	87	95	79
	15	61	82	73	69	79
	16	57	62	72	75	66
	17	39	47	69	80	49
	18	48	42	72	94	59
	19	43	43	80	54	48

3. PERCENTUALE ACCESSI

Ultimo giorno di analisi: 10/05/2026

% Accessi in Pronto Soccorso con SINDROMI RESPIRATORIE

Settimana	2022	2023	2024	2025	2026
14	10,77%	11,15%	10,66%	9,90%	9,09%
15	10,93%	11,14%	10,01%	9,72%	9,27%
16	9,89%	10,16%	10,20%	10,00%	8,61%
17	9,60%	10,65%	11,01%	10,31%	8,40%
18	9,01%	9,96%	10,37%	9,30%	8,60%
19	8,94%	9,40%	9,77%	8,42%	7,99%

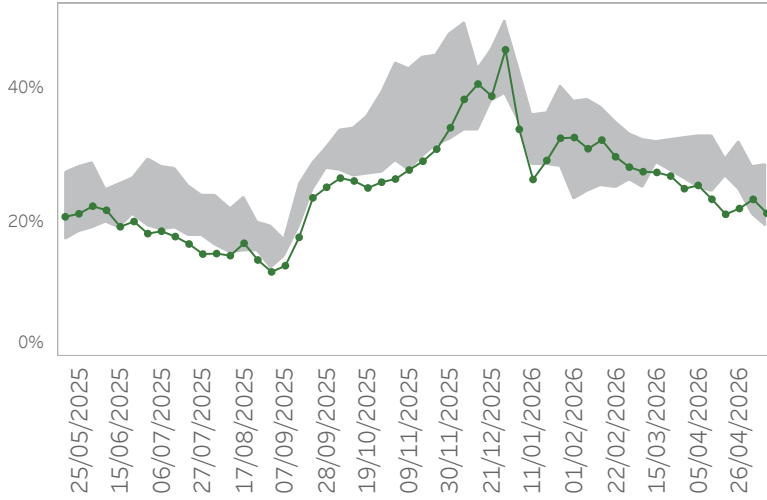
% di Ricoverati da Pronto Soccorso con SINDROMI RESPIRATORIE

Settimana	2022	2023	2024	2025	2026
14	13,62%	13,92%	13,74%	14,83%	13,25%
15	13,97%	15,09%	14,39%	13,63%	13,72%
16	13,04%	14,18%	14,05%	14,61%	12,77%
17	13,30%	13,24%	14,86%	14,05%	12,12%
18	11,70%	12,95%	13,86%	13,68%	11,92%
19	12,26%	12,52%	13,74%	11,99%	11,20%

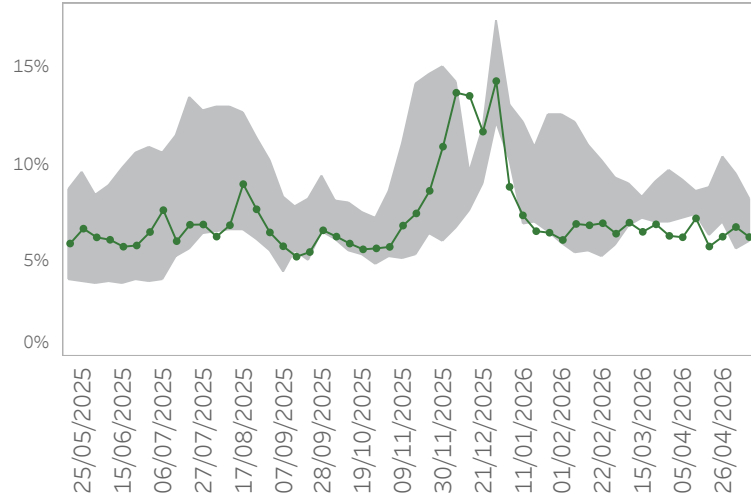
Ultimo giorno di analisi: 10/05/2026

% Accessi per fascia d'età con SINDROMI RESPIRATORIE

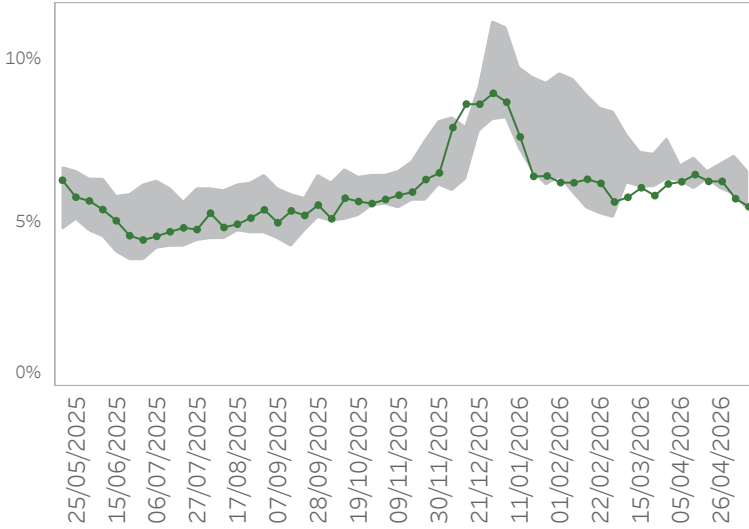
0-9



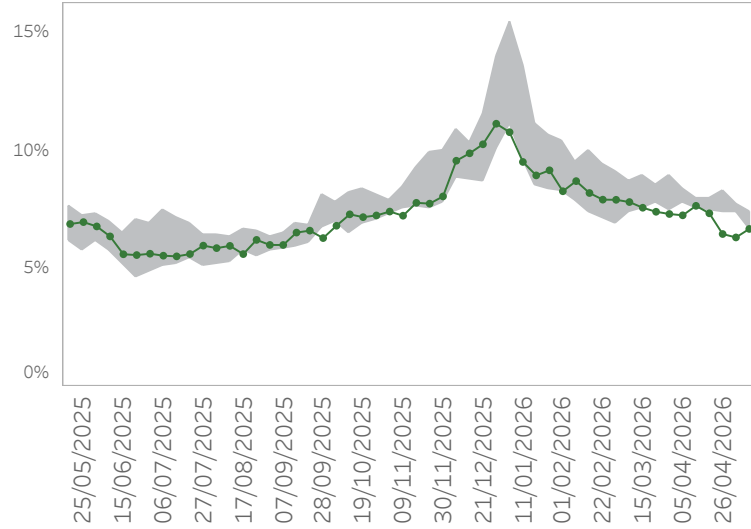
10-19



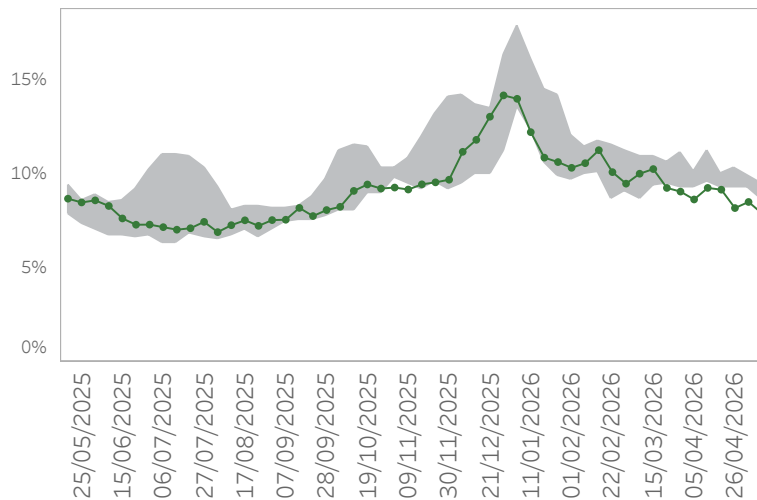
20-49



50-70



70+



Ultimo giorno di analisi: 10/05/2026

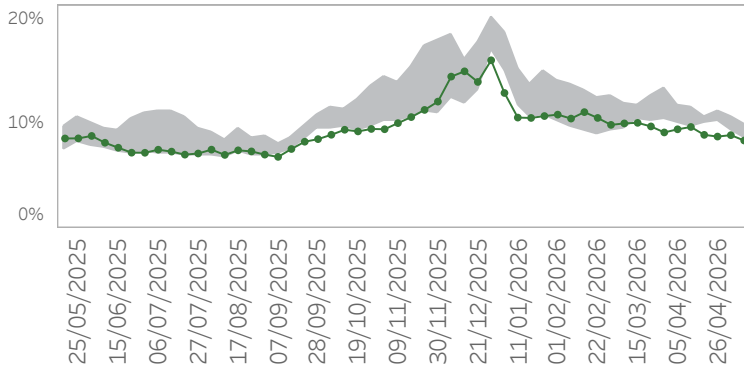
% Accessi per fascia d'età con SINDROMI RESPIRATORIE

Fascia d'età	Settimana	2022	2023	2024	2025	2026
0-9	14	29,72%	33,02%	30,56%	25,27%	25,61%
	15	30,61%	32,83%	27,14%	24,70%	23,55%
	16	27,04%	29,55%	28,20%	27,08%	21,30%
	17	24,97%	32,07%	32,23%	27,04%	22,16%
	18	24,63%	28,31%	27,44%	21,11%	23,53%
	19	25,05%	28,72%	25,63%	19,41%	21,45%
10-19	14	7,63%	8,18%	9,17%	7,21%	6,21%
	15	7,66%	7,41%	8,54%	7,74%	7,19%
	16	7,25%	6,26%	8,74%	8,22%	5,73%
	17	6,95%	7,38%	10,39%	8,26%	6,24%
	18	5,60%	6,40%	9,45%	7,47%	6,74%
	19	6,06%	6,02%	8,12%	6,85%	6,22%
20-49	14	6,56%	6,54%	6,27%	6,74%	6,24%
	15	6,88%	6,26%	5,99%	6,93%	6,46%
	16	6,43%	6,32%	6,55%	6,49%	6,25%
	17	5,99%	6,05%	6,68%	6,80%	6,25%
	18	5,86%	5,84%	6,96%	7,01%	5,72%
	19	5,40%	5,83%	6,56%	6,34%	5,48%
50-70	14	8,36%	7,77%	7,85%	8,20%	7,26%
	15	7,93%	7,57%	7,62%	7,64%	7,66%
	16	7,65%	7,43%	7,78%	7,93%	7,34%
	17	7,43%	7,35%	7,71%	8,24%	6,46%
	18	7,43%	7,40%	7,74%	7,42%	6,32%
	19	6,67%	6,93%	7,37%	7,34%	6,68%
70+	14	10,12%	9,52%	9,26%	9,85%	8,66%
	15	10,21%	11,27%	9,84%	9,63%	9,27%
	16	9,80%	9,71%	9,33%	10,05%	9,18%
	17	10,27%	9,31%	9,42%	10,06%	8,20%
	18	9,29%	9,51%	9,40%	9,90%	8,52%
	19	9,09%	8,87%	9,52%	8,72%	7,91%

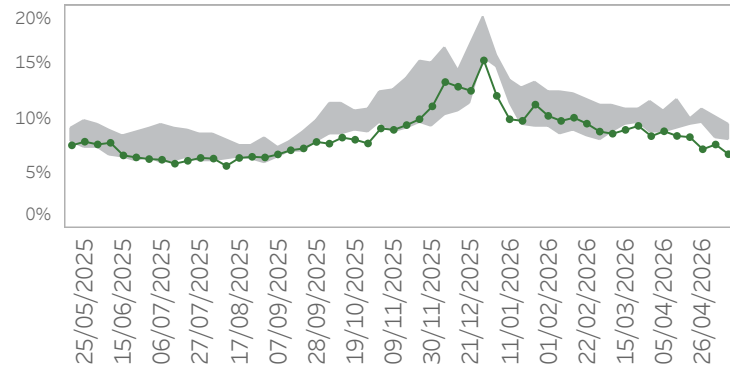
Ultimo giorno di analisi: 10/05/2026

% Accessi per ATS con SINDROMI RESPIRATORIE

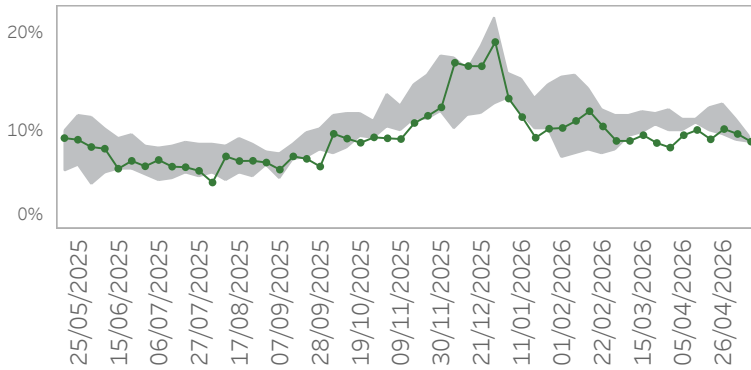
ATS della città Metropolitana di Milano



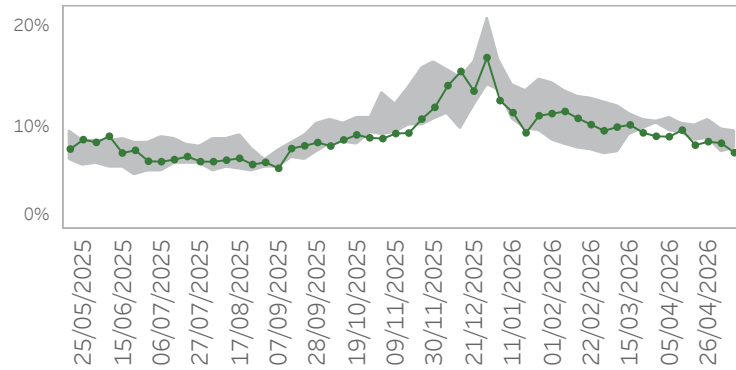
ATS dell'Insubria



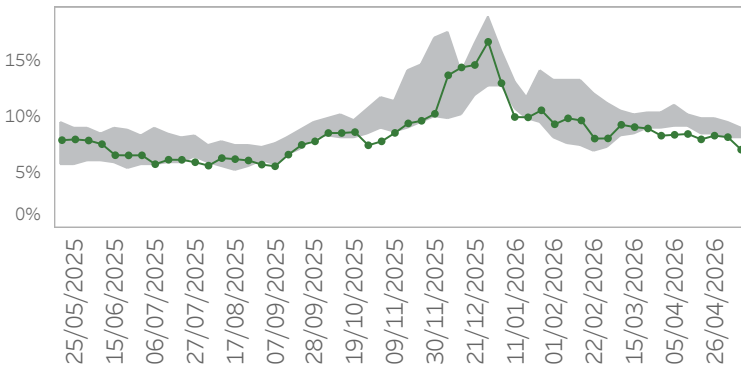
ATS della Montagna



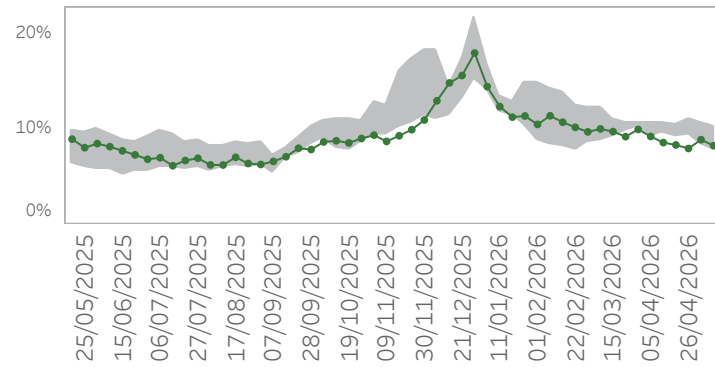
ATS della Brianza



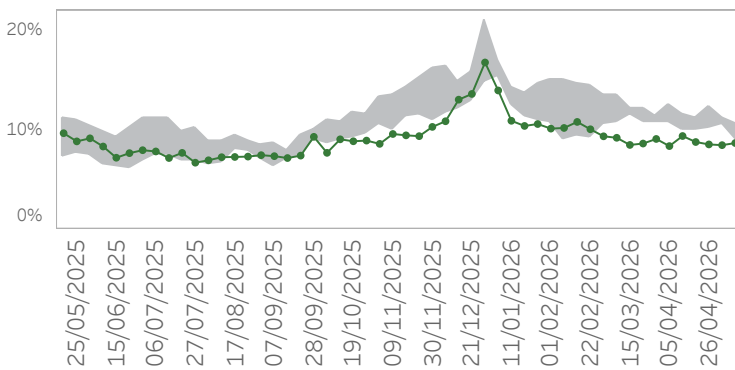
ATS di Bergamo



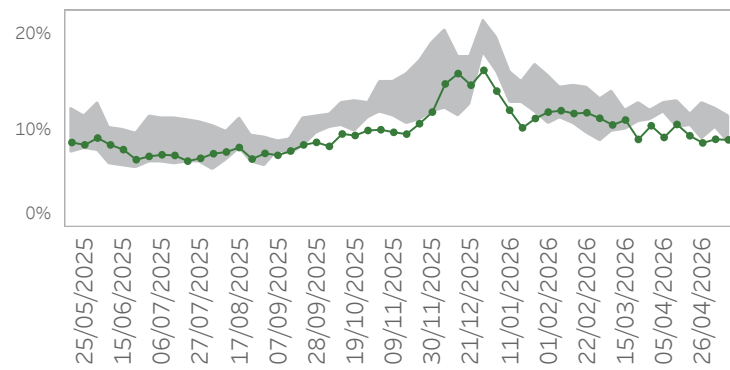
ATS di Brescia



ATS della Val Padana



ATS di Pavia

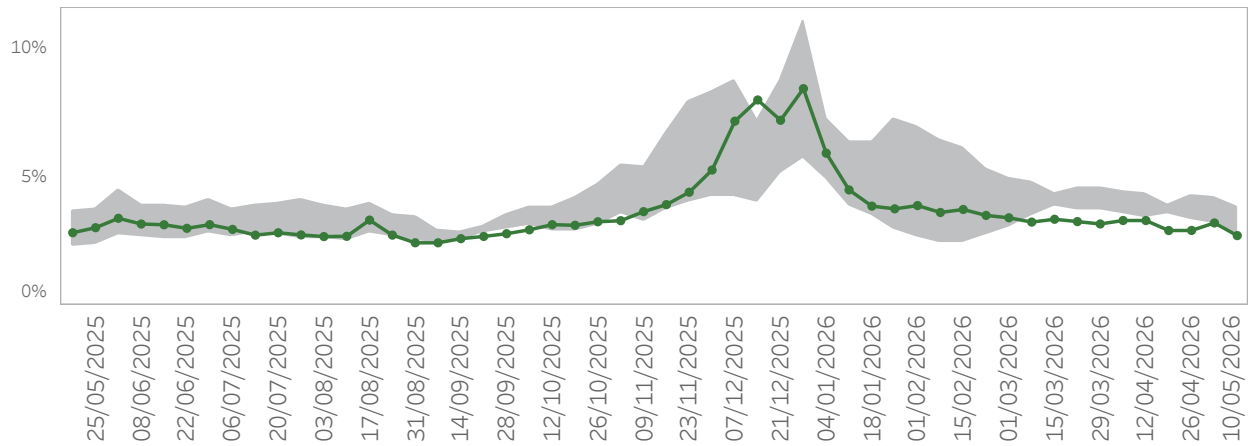


Ultimo giorno di analisi: 10/05/2026

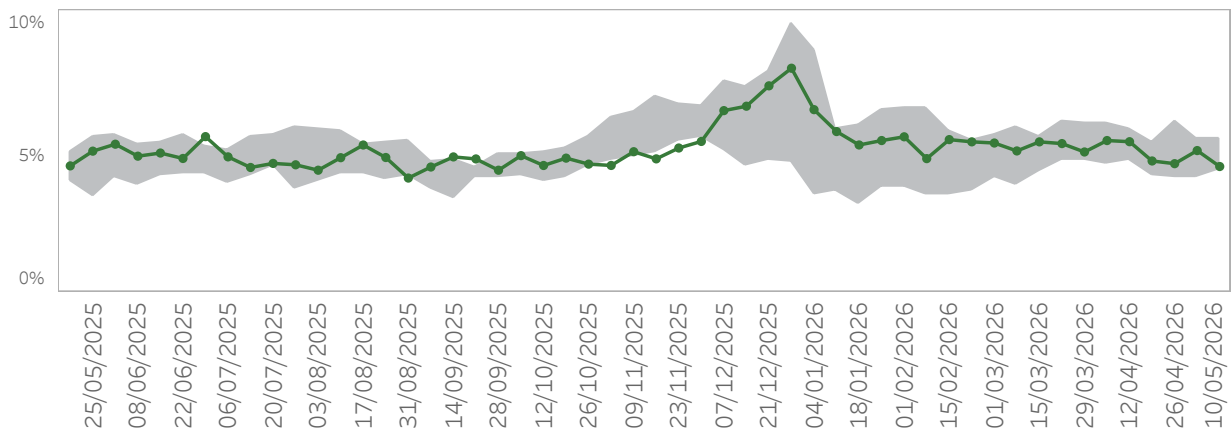
% Accessi per ATS con SINDROMI RESPIRATORIE

ATS	Settimana	2022	2023	2024	2025	2026
ATS DELLA CITTA' METROPOLITANA DI MILANO	14	11,43%	11,66%	10,83%	10,05%	9,39%
	15	11,36%	11,48%	9,65%	9,85%	9,61%
	16	10,53%	10,26%	10,30%	10,03%	8,86%
	17	10,14%	11,01%	10,81%	10,65%	8,70%
	18	9,45%	10,49%	10,48%	9,19%	8,84%
	19	9,29%	9,61%	9,73%	8,57%	8,33%
ATS DELL'INSUBRIA	14	10,75%	10,46%	9,73%	8,73%	8,86%
	15	11,77%	11,03%	9,21%	9,07%	8,43%
	16	9,92%	10,00%	9,45%	9,61%	8,32%
	17	9,60%	10,13%	10,81%	9,67%	7,22%
	18	8,80%	9,27%	10,22%	8,23%	7,65%
	19	8,94%	8,48%	9,43%	7,99%	6,77%
ATS DELLA MONTAGNA	14	10,46%	10,37%	11,27%	10,01%	9,63%
	15	11,26%	11,08%	10,98%	10,81%	10,16%
	16	10,10%	10,34%	11,61%	12,30%	9,21%
	17	9,64%	11,33%	12,87%	9,79%	10,26%
	18	9,07%	9,49%	11,26%	10,15%	9,76%
	19	8,78%	9,45%	9,02%	9,11%	8,97%
ATS DELLA BRIANZA	14	9,72%	11,00%	10,31%	10,68%	9,10%
	15	9,41%	10,43%	10,03%	9,99%	9,74%
	16	8,65%	9,52%	10,09%	10,15%	8,26%
	17	8,96%	9,65%	10,57%	10,86%	8,61%
	18	7,59%	8,96%	9,73%	9,65%	8,45%
	19	8,01%	8,42%	9,69%	8,42%	7,52%
ATS DI BERGAMO	14	9,08%	11,07%	9,89%	9,13%	8,38%
	15	9,36%	10,17%	9,33%	9,09%	8,46%
	16	8,49%	9,43%	9,75%	9,48%	7,98%
	17	8,45%	9,44%	9,78%	9,37%	8,31%
	18	8,07%	8,42%	9,48%	8,91%	8,17%
	19	8,13%	9,00%	8,97%	8,24%	7,05%
ATS DI BRESCIA	14	9,95%	10,28%	10,51%	9,20%	9,20%
	15	10,32%	10,69%	10,46%	9,57%	8,56%
	16	9,16%	10,50%	9,94%	9,51%	8,31%
	17	9,45%	10,58%	10,97%	9,65%	7,94%
	18	8,38%	9,85%	10,56%	9,31%	8,86%
	19	8,11%	9,75%	10,23%	7,89%	8,23%
ATS DELLA VAL PADANA	14	12,43%	11,41%	11,33%	10,76%	8,36%
	15	11,30%	11,60%	11,18%	9,92%	9,37%
	16	11,18%	9,90%	10,54%	10,50%	8,77%
	17	10,10%	11,42%	12,38%	11,43%	8,53%
	18	10,85%	10,67%	11,06%	10,50%	8,46%
	19	9,81%	10,48%	9,93%	9,02%	8,67%
ATS DI PAVIA	14	11,83%	12,29%	12,80%	11,93%	9,31%
	15	13,05%	12,89%	12,17%	10,38%	10,65%
	16	10,88%	11,61%	11,48%	10,49%	9,49%
	17	9,11%	11,98%	12,91%	10,62%	8,75%
	18	10,21%	12,29%	10,91%	10,36%	9,12%
	19	11,06%	10,46%	11,50%	8,73%	9,06%

Ultimo giorno di analisi: 10/05/2026

% Accessi in Pronto Soccorso con ILI

Settimana	2022	2023	2024	2025	2026
14	4,43%	4,33%	4,24%	3,60%	3,30%
15	4,24%	4,35%	3,99%	3,42%	3,30%
16	3,86%	3,69%	3,76%	3,61%	2,91%
17	3,39%	4,24%	4,23%	3,84%	2,91%
18	3,24%	3,93%	4,16%	3,33%	3,20%
19	3,54%	3,39%	3,80%	2,71%	2,71%

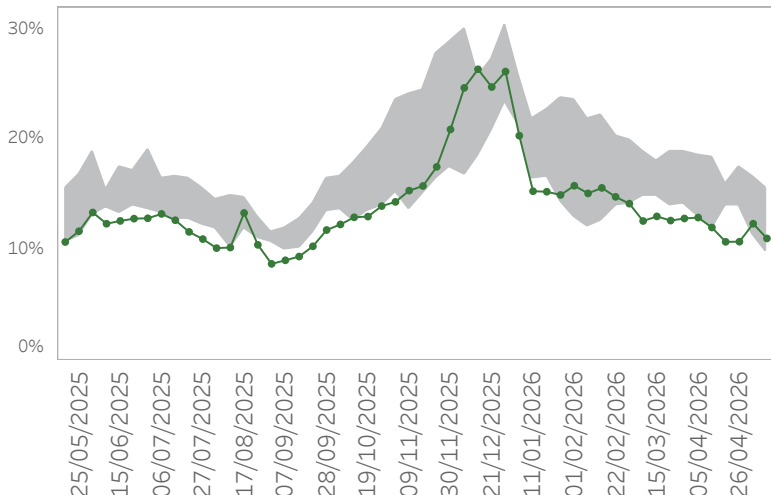
% di Ricoverati da Pronto Soccorso con ILI

Settimana	2022	2023	2024	2025	2026
14	4,73%	4,76%	6,21%	5,81%	5,59%
15	4,90%	5,58%	6,04%	5,38%	5,55%
16	4,28%	4,51%	5,51%	5,48%	4,84%
17	4,27%	5,11%	6,32%	5,48%	4,74%
18	4,26%	4,78%	5,63%	5,46%	5,22%
19	4,52%	4,82%	5,65%	4,54%	4,64%

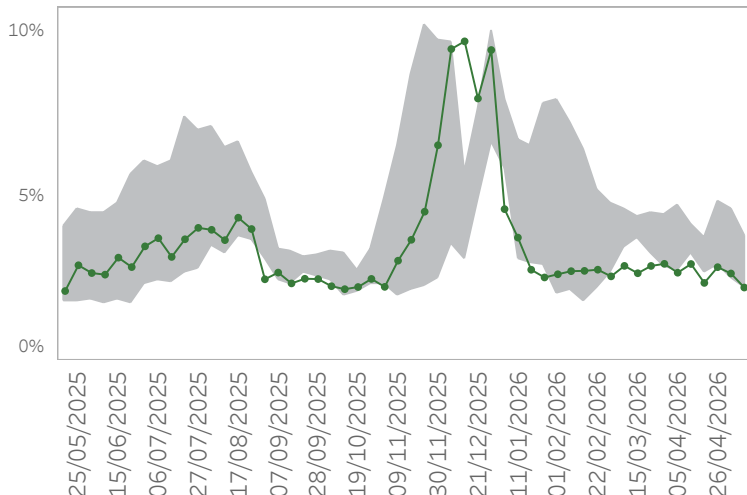
Ultimo giorno di analisi: 10/05/2026

% Accessi per fascia d'età con ILI

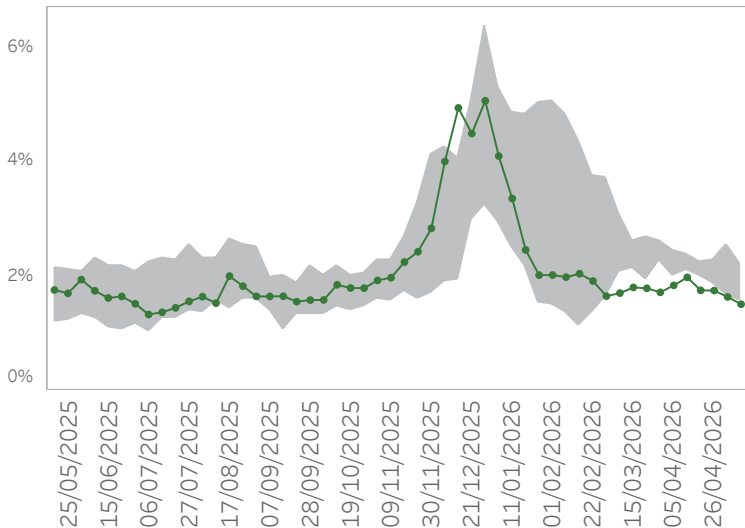
0-9



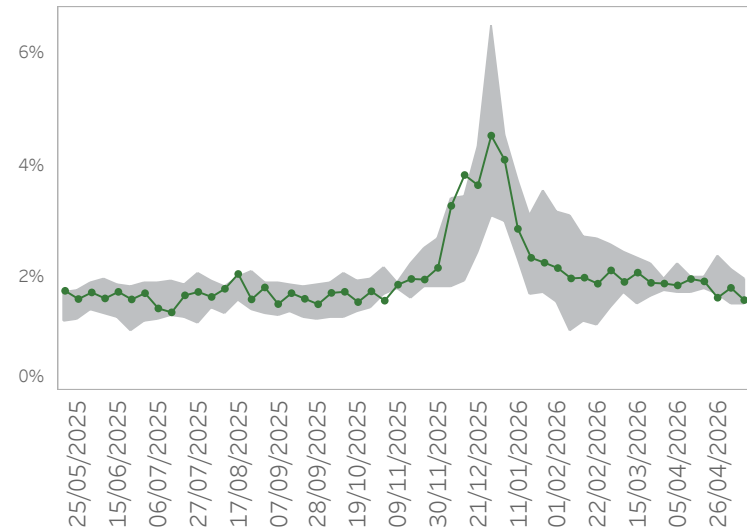
10-19



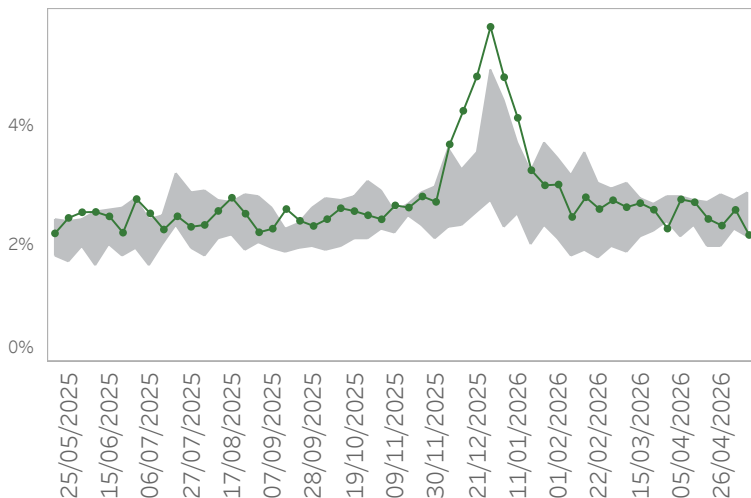
20-49



50-70



70+



Ultimo giorno di analisi: 10/05/2026

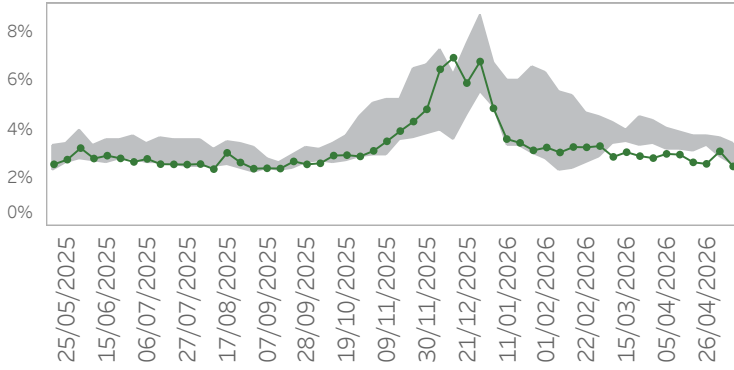
% Accessi per fascia d'età con ILI

Fascia d'età	Settimana	2022	2023	2024	2025	2026
0-9	14	18,26%	18,44%	15,89%	12,93%	12,93%
	15	17,65%	18,36%	14,41%	11,89%	12,03%
	16	15,86%	15,81%	14,30%	14,09%	10,74%
	17	14,05%	17,46%	16,32%	14,04%	10,75%
	18	14,21%	16,67%	15,41%	11,45%	12,37%
	19	15,63%	15,47%	13,67%	9,92%	11,05%
10-19	14	3,61%	4,20%	4,68%	2,74%	2,66%
	15	3,40%	3,61%	4,13%	3,28%	2,93%
	16	3,49%	2,70%	3,73%	3,24%	2,36%
	17	2,93%	3,50%	4,81%	3,42%	2,83%
	18	2,48%	2,97%	4,60%	3,37%	2,64%
	19	2,56%	2,19%	3,77%	2,45%	2,22%
20-49	14	2,43%	2,02%	2,33%	2,22%	1,84%
	15	2,36%	2,09%	2,34%	2,20%	1,98%
	16	2,22%	2,00%	2,16%	2,23%	1,75%
	17	1,87%	1,92%	2,24%	2,26%	1,75%
	18	1,66%	1,82%	2,53%	1,99%	1,64%
	19	1,56%	1,70%	2,20%	1,83%	1,51%
50-70	14	1,90%	1,73%	1,93%	2,23%	1,87%
	15	1,76%	1,92%	2,00%	1,94%	1,99%
	16	2,00%	1,80%	1,98%	1,97%	1,94%
	17	1,70%	1,89%	2,00%	2,39%	1,65%
	18	1,62%	1,54%	2,14%	2,15%	1,83%
	19	1,61%	1,54%	1,97%	1,61%	1,61%
70+	14	2,31%	2,13%	2,51%	2,79%	2,76%
	15	2,33%	2,60%	2,71%	2,72%	2,72%
	16	2,29%	1,97%	2,37%	2,70%	2,43%
	17	1,97%	2,45%	2,57%	2,84%	2,32%
	18	2,24%	2,41%	2,43%	2,74%	2,59%
	19	2,26%	2,10%	2,87%	2,25%	2,16%

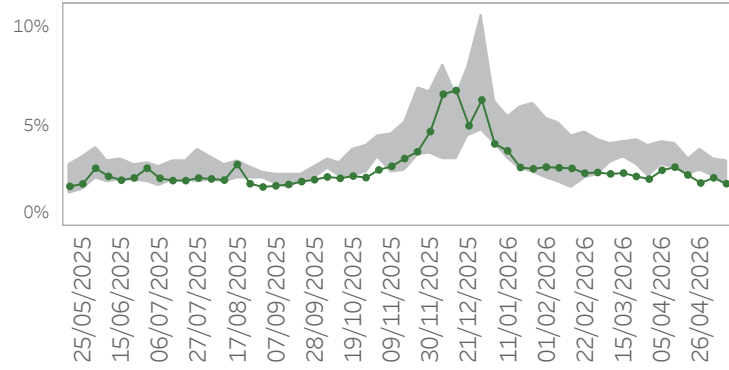
Ultimo giorno di analisi: 10/05/2026

% Accessi per ATS con ILI

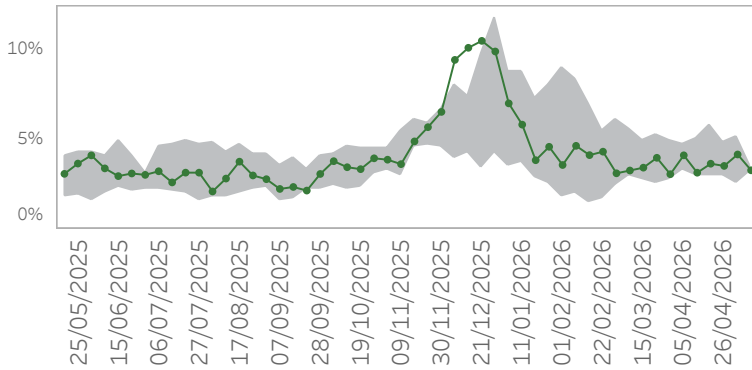
ATS della città Metropolitana di Milano



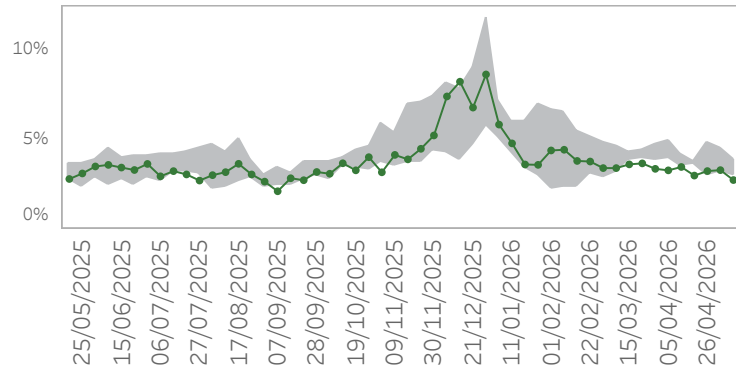
ATS dell'Insubria



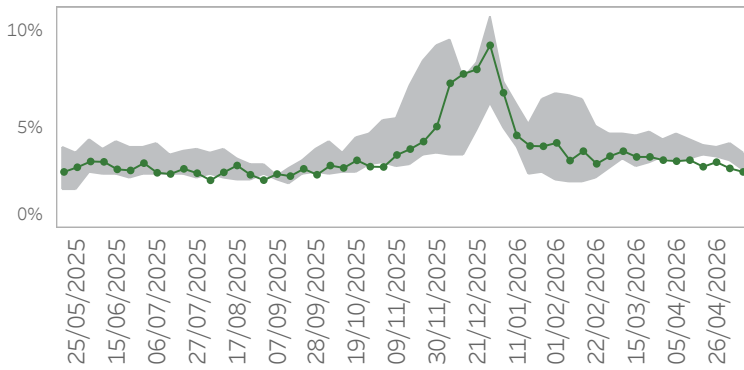
ATS della Montagna



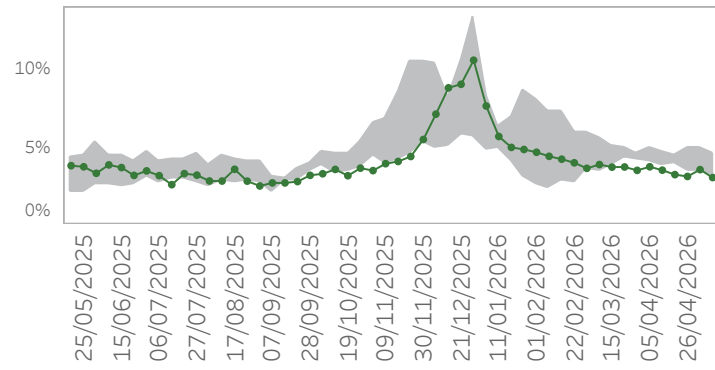
ATS della Brianza



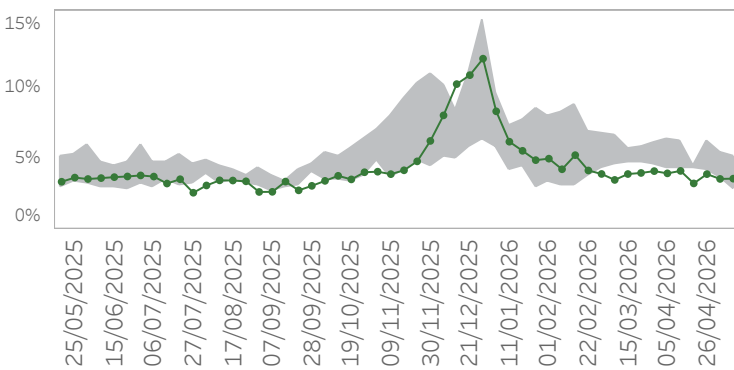
ATS di Bergamo



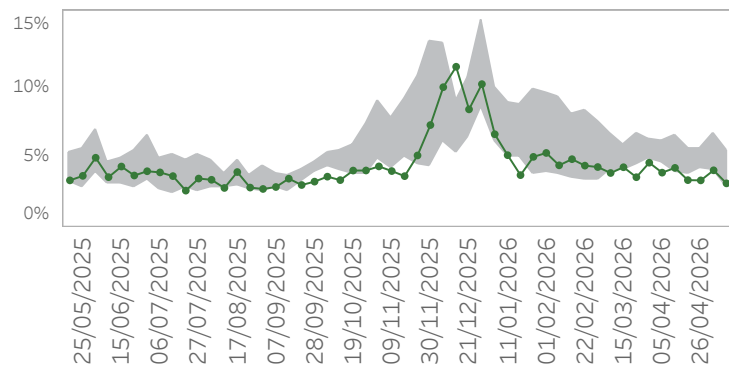
ATS di Brescia



ATS della Val Padana



ATS di Pavia

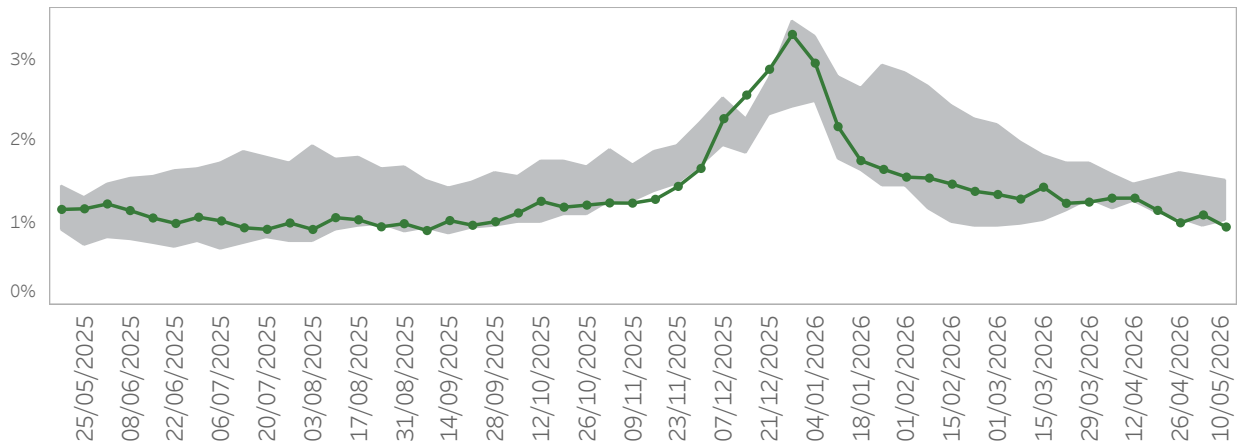


Ultimo giorno di analisi: 10/05/2026

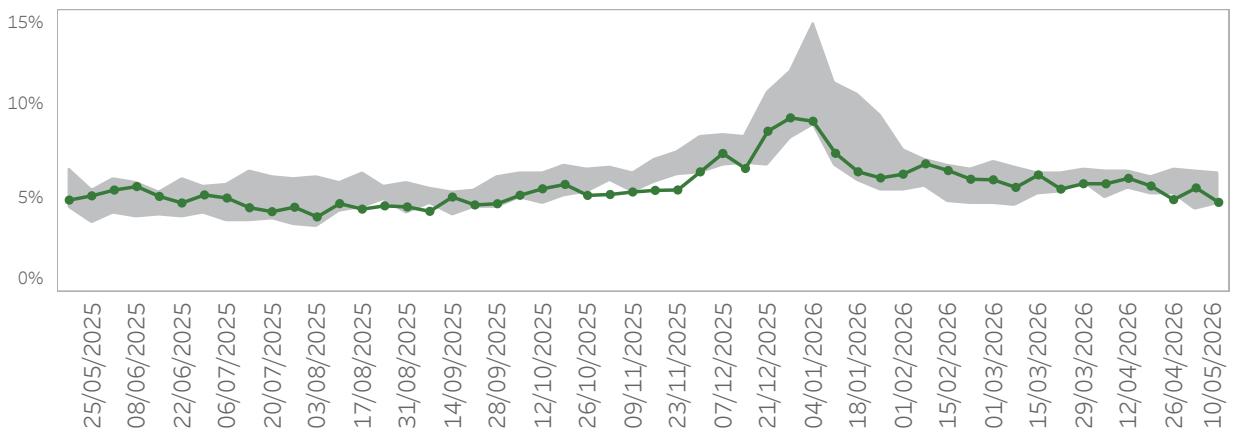
% Accessi per ATS con ILI

ATS	Settimana	2022	2023	2024	2025	2026
ATS DELLA CITTA' METROPOLITANA DI MILANO	14	4,05%	3,47%	3,73%	3,19%	3,00%
	15	3,90%	3,74%	3,55%	3,14%	2,97%
	16	3,76%	3,11%	3,42%	3,34%	2,65%
	17	3,32%	3,65%	3,75%	3,75%	2,59%
	18	2,86%	3,37%	3,67%	3,14%	3,10%
	19	3,27%	2,70%	3,38%	2,55%	2,48%
ATS DELL'INSUBRIA	14	4,19%	4,04%	3,65%	3,11%	2,81%
	15	4,12%	4,06%	2,89%	2,88%	2,96%
	16	3,24%	3,35%	2,64%	3,13%	2,57%
	17	2,82%	3,61%	3,80%	3,14%	2,17%
	18	2,48%	3,10%	3,34%	2,73%	2,43%
	19	2,62%	2,61%	3,26%	2,06%	2,13%
ATS DELLA MONTAGNA	14	3,31%	3,59%	4,65%	4,36%	4,08%
	15	2,98%	3,99%	5,03%	4,00%	3,12%
	16	2,94%	3,13%	5,77%	4,77%	3,62%
	17	2,95%	3,51%	4,76%	3,45%	3,49%
	18	2,77%	2,54%	5,06%	4,52%	4,13%
	19	3,14%	3,55%	3,54%	3,38%	3,25%
ATS DELLA BRIANZA	14	4,74%	4,84%	4,73%	3,96%	3,24%
	15	4,10%	3,98%	4,08%	3,53%	3,43%
	16	3,75%	3,57%	3,62%	3,63%	2,95%
	17	2,92%	4,61%	4,79%	4,38%	3,20%
	18	3,16%	3,97%	4,43%	3,13%	3,25%
	19	3,11%	3,10%	3,85%	2,94%	2,71%
ATS DI BERGAMO	14	4,53%	4,70%	3,74%	3,34%	3,39%
	15	4,41%	4,31%	4,00%	3,44%	3,44%
	16	4,14%	4,17%	3,77%	3,69%	3,11%
	17	3,62%	4,05%	3,76%	3,54%	3,34%
	18	3,35%	4,21%	4,03%	3,48%	3,03%
	19	3,80%	3,60%	3,65%	2,88%	2,85%
ATS DI BRESCIA	14	4,32%	4,40%	4,90%	4,05%	3,73%
	15	4,25%	4,62%	4,68%	3,78%	3,51%
	16	3,99%	4,24%	4,42%	3,92%	3,23%
	17	3,49%	4,56%	5,00%	4,05%	3,11%
	18	3,76%	4,32%	4,94%	3,49%	3,55%
	19	3,61%	4,19%	4,55%	3,21%	3,04%
ATS DELLA VAL PADANA	14	5,69%	6,38%	5,35%	4,33%	3,97%
	15	5,16%	6,19%	4,93%	4,28%	4,15%
	16	4,45%	4,34%	4,38%	4,32%	3,26%
	17	4,27%	6,21%	4,84%	4,44%	3,92%
	18	4,66%	5,39%	5,27%	3,71%	3,58%
	19	5,14%	5,14%	5,00%	2,79%	3,60%
ATS DI PAVIA	14	5,90%	6,19%	5,62%	4,69%	3,92%
	15	6,01%	6,58%	5,66%	3,98%	4,26%
	16	5,04%	5,64%	5,26%	3,85%	3,39%
	17	4,30%	5,64%	5,16%	4,59%	3,37%
	18	4,12%	6,70%	5,17%	4,41%	4,09%
	19	5,43%	5,50%	4,71%	2,88%	3,16%

Ultimo giorno di analisi: 10/05/2026

% Accessi in Pronto Soccorso con POLMONITI

Settimana	2022	2023	2024	2025	2026
14	1,17%	1,24%	1,52%	1,60%	1,31%
15	1,25%	1,39%	1,48%	1,46%	1,31%
16	1,12%	1,20%	1,34%	1,53%	1,16%
17	1,06%	1,15%	1,58%	1,62%	1,01%
18	0,96%	1,07%	1,56%	1,51%	1,10%
19	1,03%	1,03%	1,51%	1,12%	0,95%

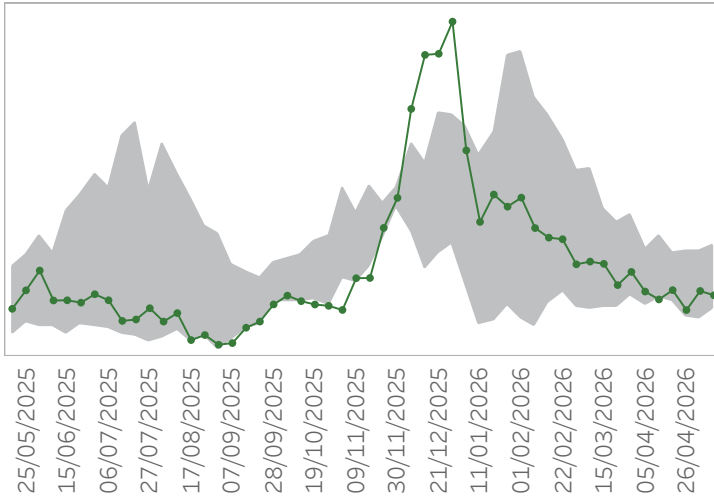
% di Ricoverati da Pronto Soccorso con POLMONITI

Settimana	2022	2023	2024	2025	2026
14	4,98%	5,59%	5,84%	6,41%	5,78%
15	5,54%	6,40%	6,32%	6,07%	6,07%
16	5,17%	5,85%	5,61%	6,10%	5,66%
17	5,22%	5,39%	6,55%	6,21%	4,93%
18	4,41%	5,00%	6,42%	6,33%	5,56%
19	4,94%	4,70%	6,34%	4,84%	4,79%

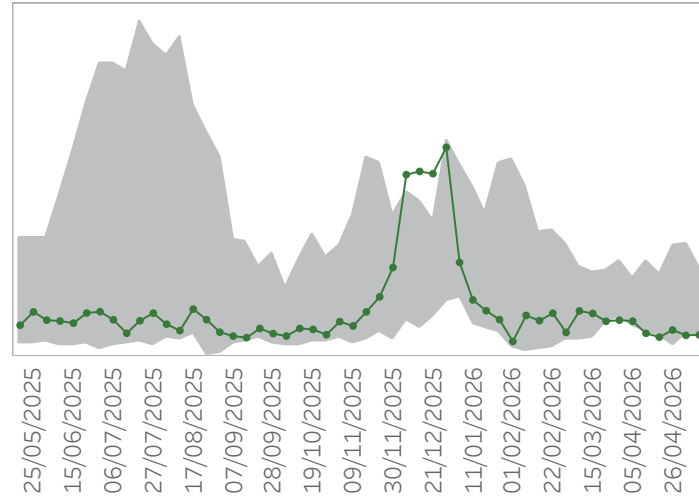
Ultimo giorno di analisi: 10/05/2026

% Accessi per fascia d'età con POLMONITI

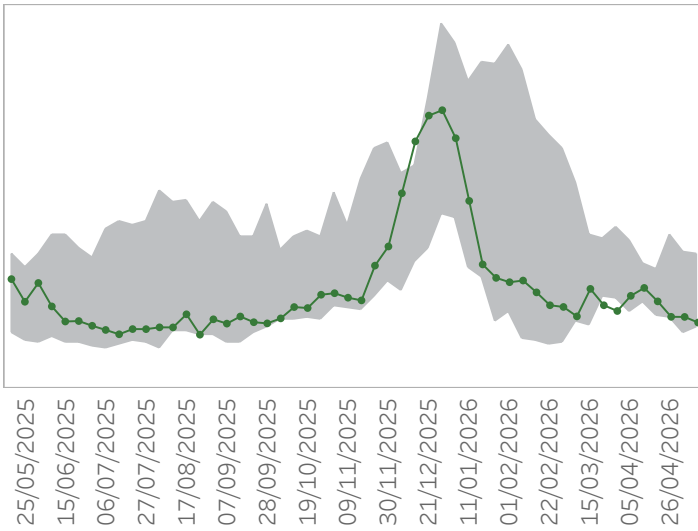
0-9



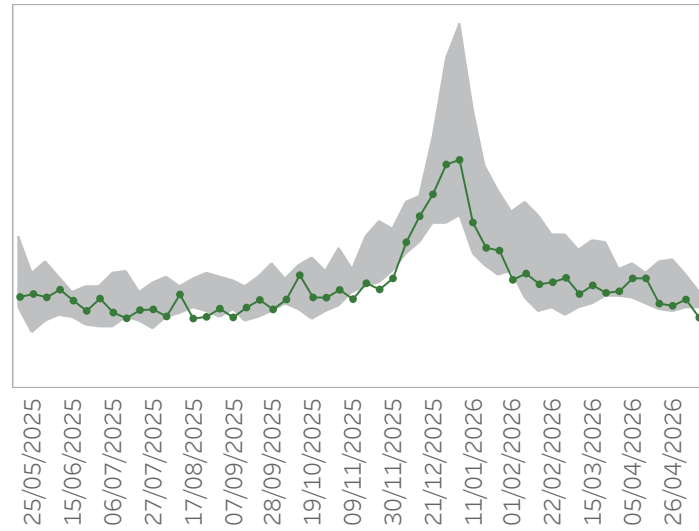
10-19



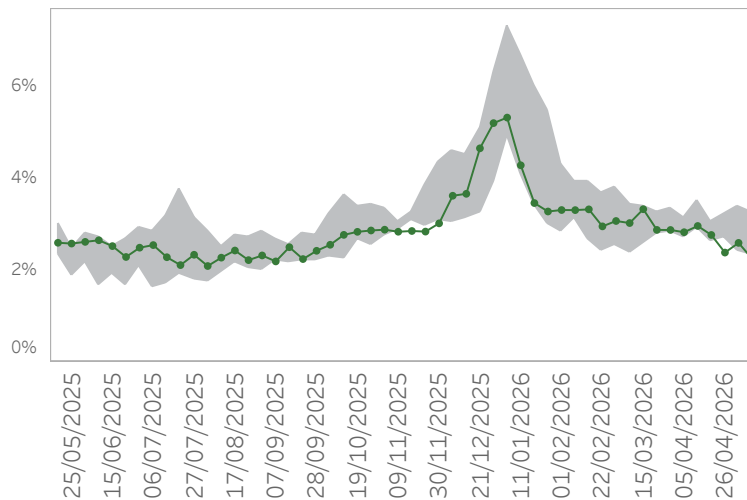
20-49



50-70



70+



Ultimo giorno di analisi: 10/05/2026

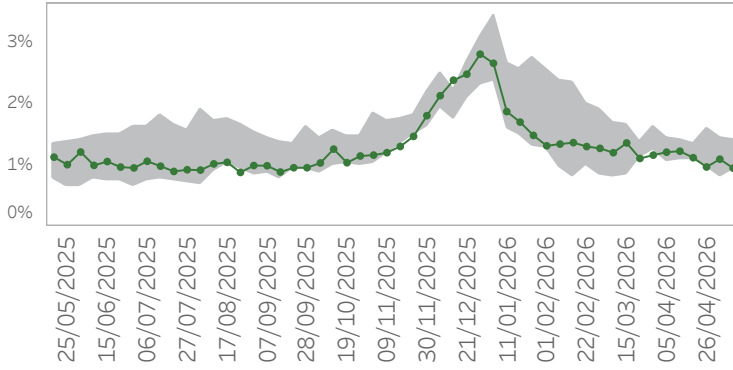
% Accessi per fascia d'età con POLMONITI

Fascia d'età	Settimana	2022	2023	2024	2025	2026
0-9	14	0,77%	1,03%	1,59%	1,57%	0,96%
	15	0,87%	1,20%	1,77%	1,49%	0,84%
	16	0,83%	0,85%	1,39%	1,53%	0,98%
	17	0,60%	0,76%	1,56%	1,48%	0,69%
	18	0,57%	0,66%	1,54%	0,85%	0,97%
	19	0,70%	1,00%	1,64%	0,69%	0,90%
10-19	14	0,32%	0,37%	0,81%	0,79%	0,36%
	15	0,26%	0,37%	0,98%	0,59%	0,24%
	16	0,23%	0,22%	0,84%	0,67%	0,20%
	17	0,29%	0,11%	1,13%	0,58%	0,27%
	18	0,23%	0,22%	1,16%	0,63%	0,22%
	19	0,21%	0,30%	0,89%	0,41%	0,22%
20-49	14	0,51%	0,47%	0,78%	0,91%	0,57%
	15	0,53%	0,55%	0,67%	0,77%	0,62%
	16	0,44%	0,51%	0,74%	0,73%	0,54%
	17	0,44%	0,45%	0,94%	0,84%	0,44%
	18	0,34%	0,41%	0,84%	0,79%	0,44%
	19	0,38%	0,47%	0,83%	0,60%	0,41%
50-70	14	1,31%	1,05%	1,38%	1,44%	1,28%
	15	1,23%	0,97%	1,34%	1,34%	1,28%
	16	0,90%	1,14%	1,24%	1,47%	0,99%
	17	0,89%	1,08%	1,25%	1,49%	0,96%
	18	0,94%	1,03%	1,32%	1,32%	1,04%
	19	0,93%	0,95%	1,11%	1,02%	0,83%
70+	14	2,73%	2,92%	3,02%	3,13%	2,82%
	15	2,91%	3,49%	2,96%	2,93%	2,96%
	16	2,85%	2,82%	2,62%	3,04%	2,76%
	17	2,73%	2,88%	3,06%	3,22%	2,38%
	18	2,42%	2,71%	3,08%	3,36%	2,59%
	19	2,69%	2,35%	3,25%	2,47%	2,25%

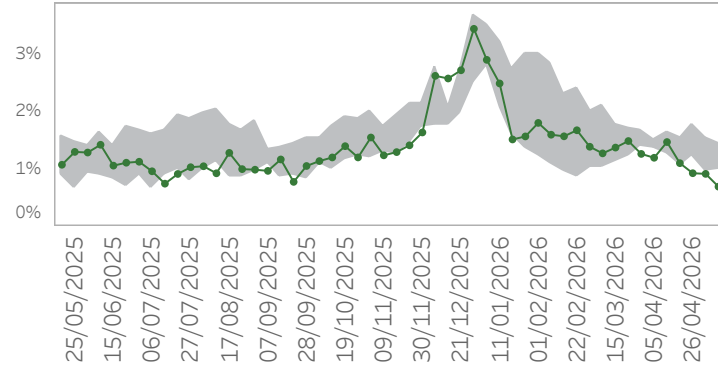
Ultimo giorno di analisi: 10/05/2026

% Accessi per ATS con POLMONITI

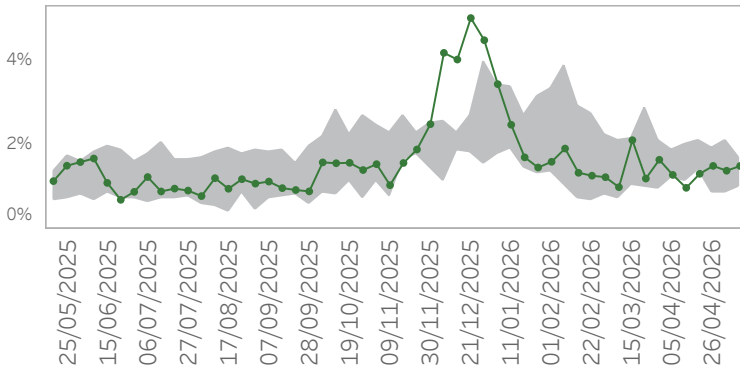
ATS della città Metropolitana di Milano



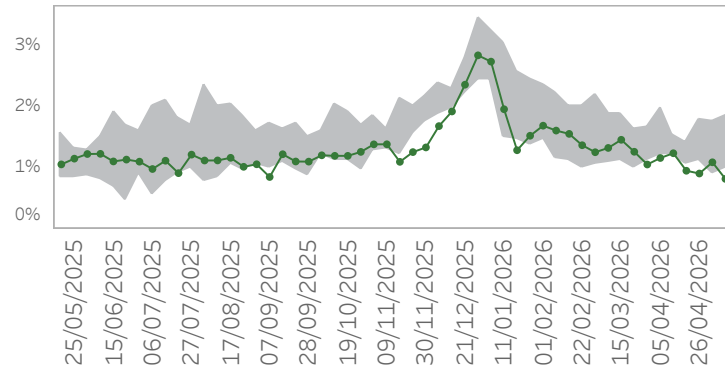
ATS dell'Insubria



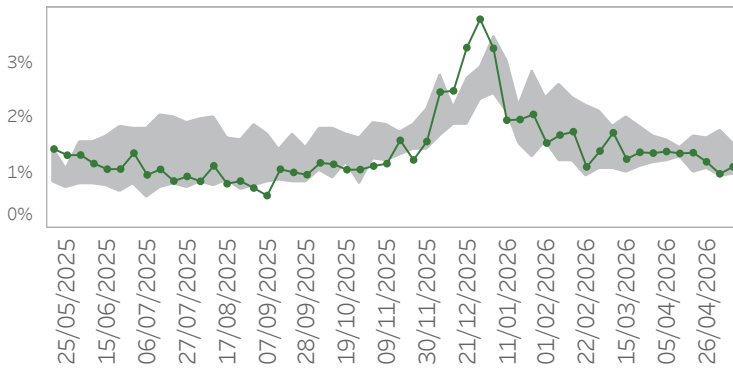
ATS della Montagna



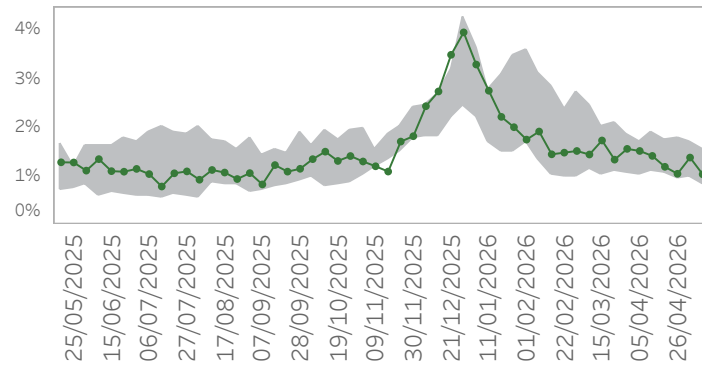
ATS della Brianza



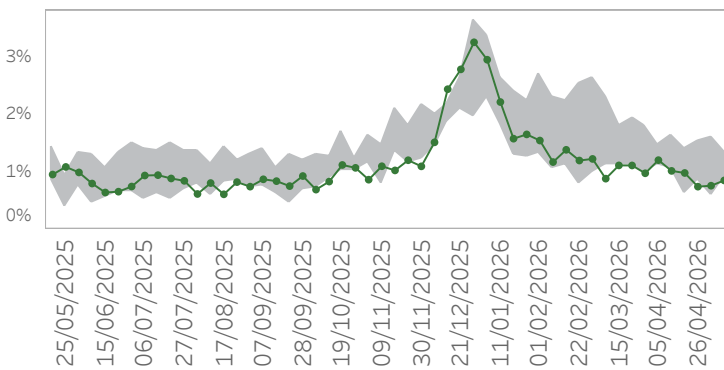
ATS di Bergamo



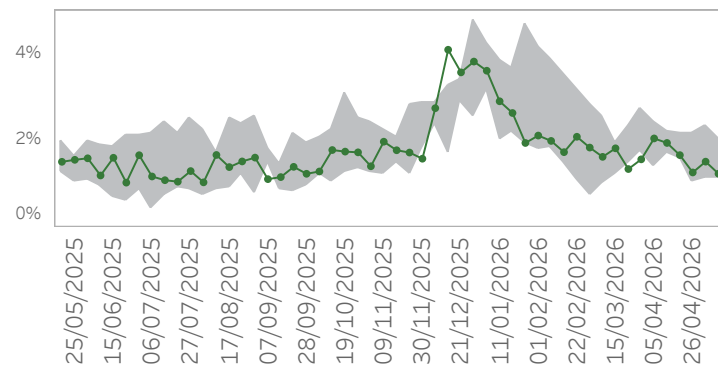
ATS di Brescia



ATS della Val Padana



ATS di Pavia



Ultimo giorno di analisi: 10/05/2026

% Accessi per ATS con POLMONITI

ATS	Settimana	2022	2023	2024	2025	2026
ATS DELLA CITTA' METROPOLITANA DI MILANO	14	1,06%	1,11%	1,36%	1,42%	1,21%
	15	1,10%	1,24%	1,42%	1,36%	1,22%
	16	1,16%	1,09%	1,29%	1,35%	1,12%
	17	0,97%	1,12%	1,43%	1,59%	0,97%
	18	0,83%	1,20%	1,42%	1,41%	1,09%
	19	0,94%	1,01%	1,39%	0,96%	0,95%
ATS DELL'INSUBRIA	14	1,35%	1,41%	1,51%	1,48%	1,19%
	15	1,45%	1,62%	1,25%	1,60%	1,47%
	16	1,05%	1,46%	1,33%	1,54%	1,10%
	17	1,38%	1,24%	1,75%	1,76%	0,92%
	18	1,08%	0,98%	1,52%	1,46%	0,91%
	19	1,32%	1,01%	1,42%	1,16%	0,69%
ATS DELLA MONTAGNA	14	1,48%	1,24%	1,55%	1,87%	1,29%
	15	1,42%	2,01%	1,74%	1,16%	0,98%
	16	1,41%	1,81%	1,71%	2,09%	1,32%
	17	0,89%	1,10%	1,92%	1,48%	1,50%
	18	0,85%	0,96%	2,12%	1,79%	1,39%
	19	1,68%	1,01%	1,65%	1,20%	1,50%
ATS DELLA BRIANZA	14	1,21%	1,25%	1,77%	1,97%	1,16%
	15	1,22%	1,41%	1,53%	1,30%	1,24%
	16	1,07%	1,18%	1,28%	1,42%	0,95%
	17	1,13%	1,28%	1,79%	1,79%	0,91%
	18	0,92%	1,14%	1,75%	1,44%	1,09%
	19	1,15%	1,08%	1,83%	0,99%	0,82%
ATS DI BERGAMO	14	1,21%	1,53%	1,53%	1,59%	1,39%
	15	1,28%	1,45%	1,46%	1,45%	1,36%
	16	1,01%	1,27%	1,18%	1,65%	1,37%
	17	1,22%	1,09%	1,28%	1,63%	1,21%
	18	1,24%	0,94%	1,40%	1,79%	0,99%
	19	0,98%	1,12%	1,52%	1,38%	1,12%
ATS DI BRESCIA	14	1,02%	1,07%	1,51%	1,71%	1,51%
	15	1,21%	1,11%	1,60%	1,90%	1,41%
	16	1,04%	1,20%	1,53%	1,74%	1,19%
	17	0,96%	1,23%	1,76%	1,34%	1,04%
	18	0,98%	1,13%	1,68%	1,39%	1,38%
	19	0,82%	1,02%	1,55%	1,35%	1,03%
ATS DELLA VAL PADANA	14	1,13%	1,31%	1,45%	1,33%	1,20%
	15	1,29%	1,19%	1,63%	1,08%	1,02%
	16	0,97%	0,63%	1,12%	1,40%	0,98%
	17	0,92%	0,88%	1,53%	1,52%	0,74%
	18	0,75%	0,59%	1,59%	1,31%	0,76%
	19	0,93%	0,93%	1,32%	0,98%	0,85%
ATS DI PAVIA	14	1,64%	1,41%	2,25%	2,42%	2,04%
	15	1,69%	2,21%	1,77%	1,79%	1,93%
	16	1,62%	1,60%	1,79%	2,14%	1,66%
	17	1,05%	1,21%	1,84%	2,15%	1,26%
	18	1,34%	1,12%	1,89%	2,33%	1,51%
	19	1,14%	1,19%	2,01%	1,43%	1,23%