

SORVEGLIANZA ACCESSI PRONTO SOCCORSO

Nota metodologica

Il presente report mostra i dati relativi al numero di accessi settimanali nei Pronto Soccorso di Regione Lombardia; vengono riportati gli accessi totali e classificati in base alla diagnosi alla dimissione e suddivisi per fascia di età ed ATS di afferenza del Pronto Soccorso. La fonte dei dati è il flusso EUOL (Emergenze Urgenze Online).

Sulla base della diagnosi attribuita alla dimissione del Pronto Soccorso (codifica ICD-9CM) gli accessi sono stati suddivisi in:

1. Diagnosi di **sindromi respiratorie**
2. Diagnosi di **sindromi simi-influenzali (influenza-like illness, ILI)**
3. Diagnosi di **polmoniti**

Il framework utilizzato per la classificazione degli accessi è quello proposto dai Centers for Disease Control and Prevention (U.S. CDC), integrato con i codici relativi al COVID-19.

Si sottolinea inoltre che il flusso EUOL proveniente dai Pronto Soccorso dell'ATS PAVIA – Fondazione IRCCS Policlinico San Matteo, ASST PAVIA (Ospedale di Voghera e Vigevano) – presentano alcuni dati mancanti per le settimane n° 29-49 del 2023, pertanto i grafici relativi agli accessi suddivisi per ATS mostrano una flessione nel numero di accessi relativamente al periodo indicato.

Grafici rappresentati

Nei grafici la linea **verde** (denominata "Valore Attuale") mostra il dato relativo alla settimana riportata sull'asse x. L'area in **grigio** rappresenta i valori relativi alla stessa settimana nei 4 anni precedenti ordinati dal minimo al massimo.

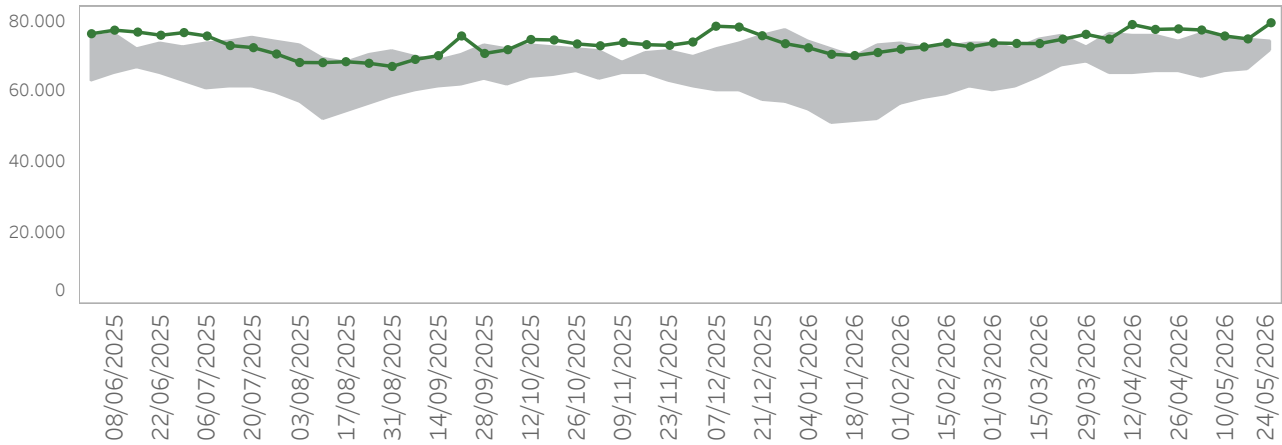
Codifica delle settimane rappresentate:

Settimana	Inizio	Fine
16	13/04/2026	19/04/2026
17	20/04/2026	26/04/2026
18	27/04/2026	03/05/2026
19	04/05/2026	10/05/2026
20	11/05/2026	17/05/2026
21	18/05/2026	24/05/2026

1. ACCESSI TOTALI

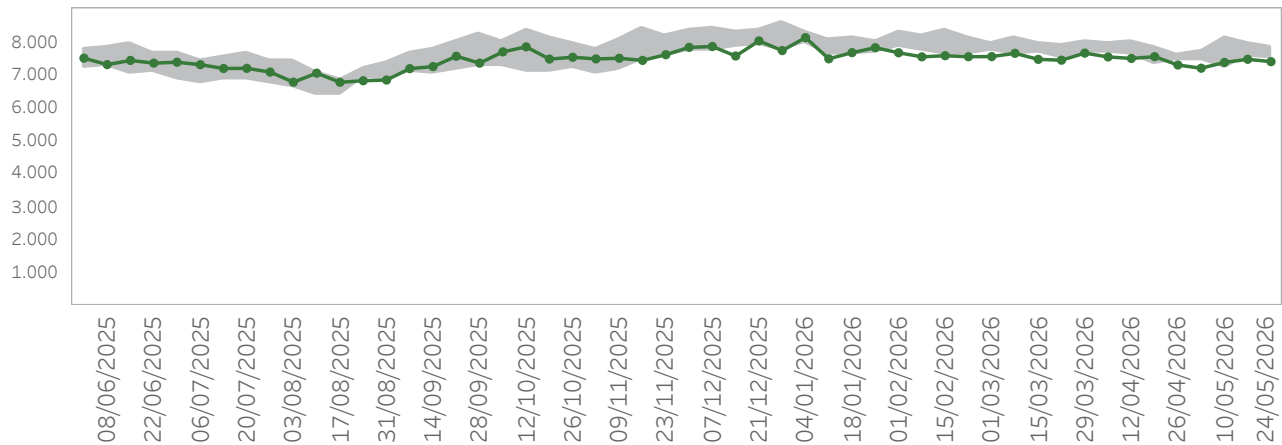
Ultimo giorno di analisi: 24/05/2026

Accessi Totali in Pronto Soccorso



Settimana	2022	2023	2024	2025	2026
16	65.432	66.843	75.880	68.542	77.729
17	65.849	67.640	70.366	74.189	77.876
18	64.127	69.050	75.152	76.552	77.560
19	69.459	65.433	75.542	72.681	75.867
20	73.133	66.077	74.906	74.444	75.039
21	71.356	71.888	73.799	74.221	79.613

Ricoveri Totali da Pronto Soccorso

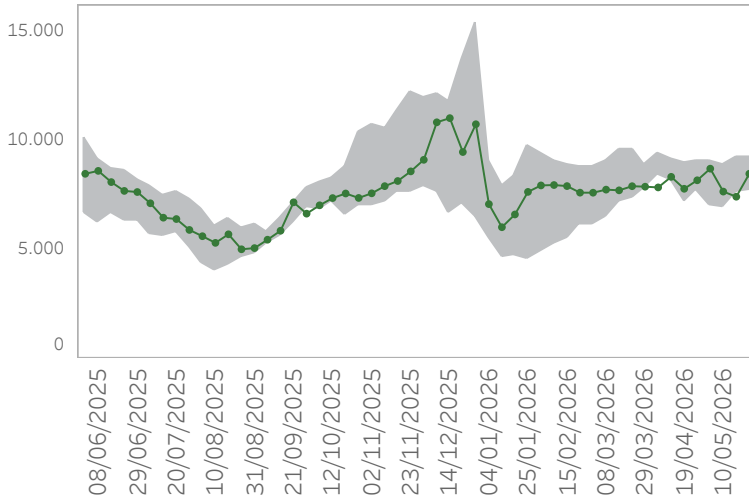


Settimana	2022	2023	2024	2025	2026
16	7.821	7.823	7.892	7.359	7.577
17	7.630	7.531	7.624	7.466	7.323
18	7.532	7.784	7.742	7.485	7.226
19	8.138	7.429	7.928	7.229	7.402
20	7.981	7.690	7.670	7.557	7.497
21	7.668	7.868	7.524	7.594	7.425

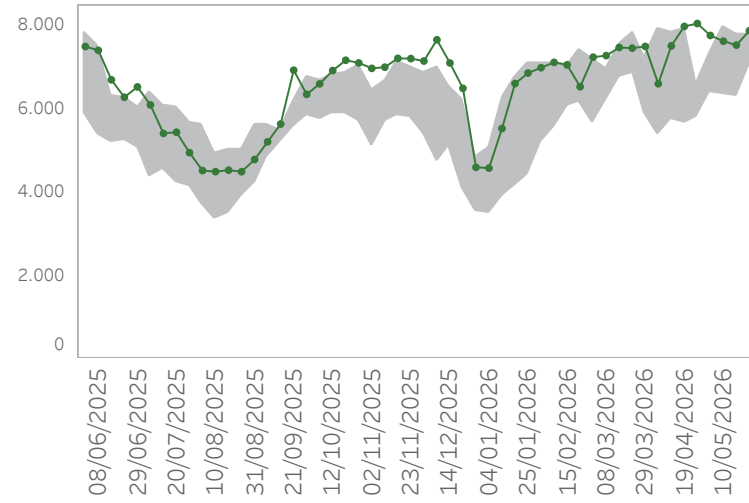
Ultimo giorno di analisi: 24/05/2026

Accessi Totali per fascia d'età

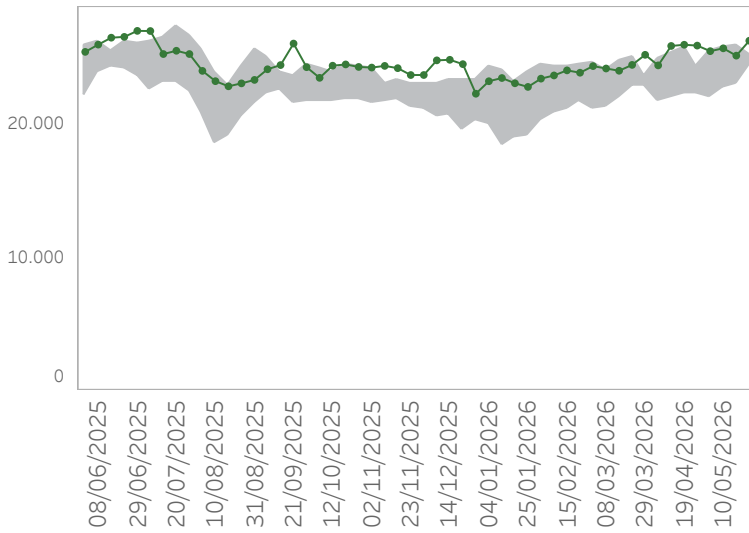
0-9



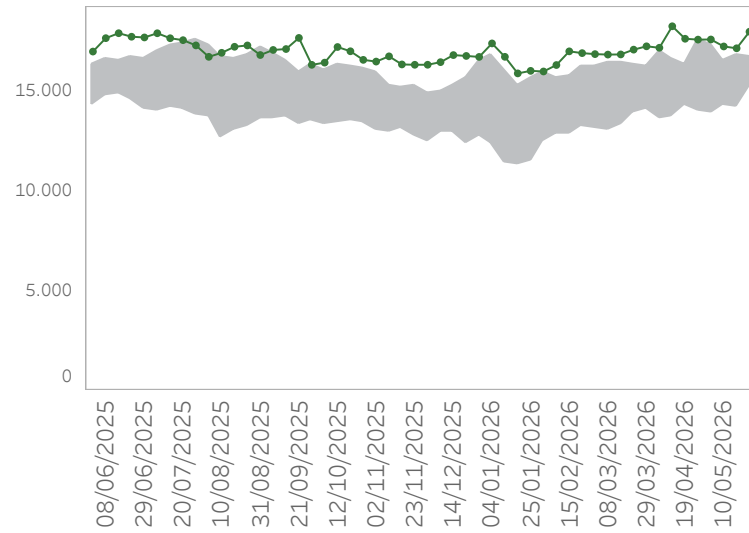
10-19



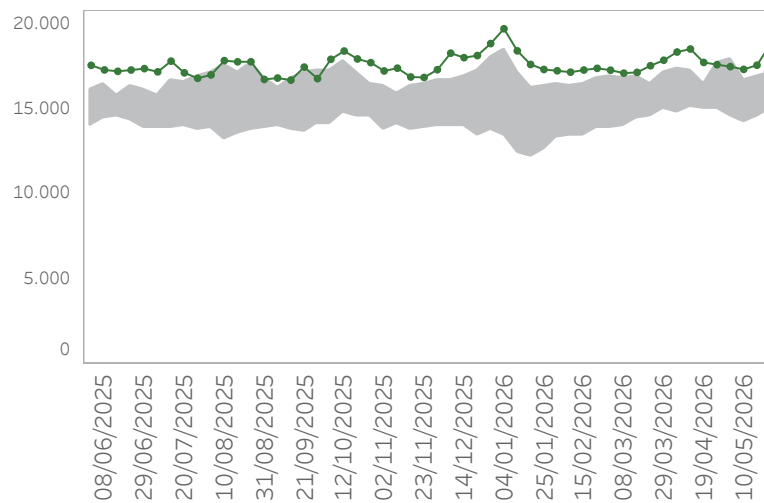
20-49



50-70



70+



Ultimo giorno di analisi: 24/05/2026

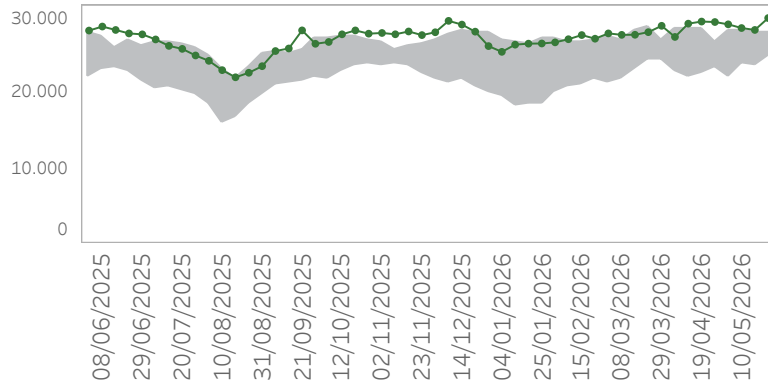
Accessi Totali per fascia d'età

Fascia d'età	Settimana	2022	2023	2024	2025	2026
0-9	16	7.463	8.098	8.917	7.211	7.758
	17	7.729	8.986	8.640	8.226	8.146
	18	7.017	8.954	8.980	7.967	8.676
	19	8.440	7.574	8.802	6.908	7.630
	20	9.178	7.848	8.576	7.657	7.396
	21	8.589	9.161	8.485	7.677	8.443
10-19	16	5.738	6.305	7.943	5.684	7.980
	17	6.593	6.206	6.450	5.824	8.050
	18	6.408	6.669	7.347	7.300	7.764
	19	7.227	6.379	7.953	7.311	7.626
	20	7.572	6.321	7.792	7.770	7.532
	21	7.418	7.114	7.765	7.440	7.878
20-49	16	22.796	22.434	25.828	23.151	26.042
	17	22.418	22.485	23.525	24.390	25.979
	18	22.127	23.244	25.192	25.523	25.561
	19	23.491	22.833	25.865	24.650	25.774
	20	25.384	23.106	26.010	24.756	25.222
	21	25.019	24.606	25.243	24.659	26.344
50-70	16	14.389	14.412	16.403	15.595	17.695
	17	14.050	14.605	15.494	17.603	17.652
	18	13.993	14.784	16.470	17.405	17.658
	19	14.924	14.367	16.404	16.630	17.308
	20	15.355	14.228	16.114	16.884	17.216
	21	15.310	15.428	16.203	16.804	18.049
70+	16	15.036	15.581	16.482	16.469	17.734
	17	15.049	15.336	15.983	17.739	17.603
	18	14.570	15.369	16.899	17.904	17.486
	19	15.364	14.270	16.222	16.741	17.325
	20	15.632	14.557	16.122	16.924	17.571
	21	15.007	15.546	15.832	17.192	18.801

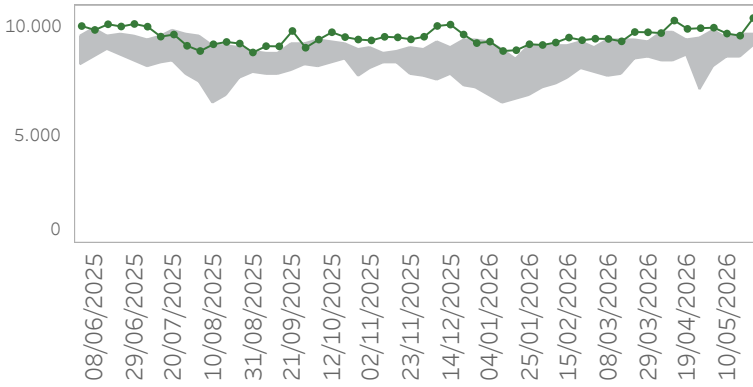
Ultimo giorno di analisi: 24/05/2026

Accessi Totali per ATS

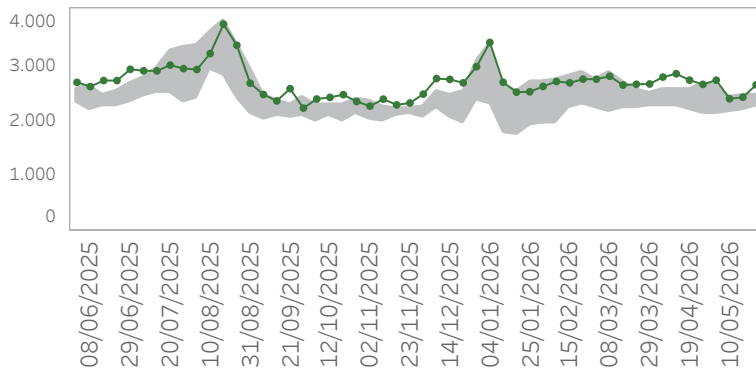
ATS della città Metropolitana di Milano



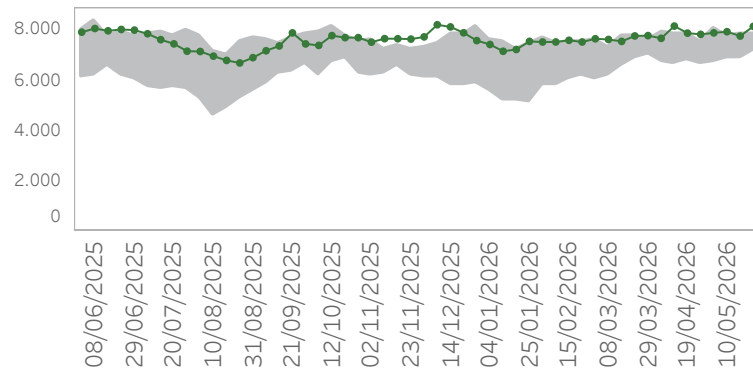
ATS dell'Insubria



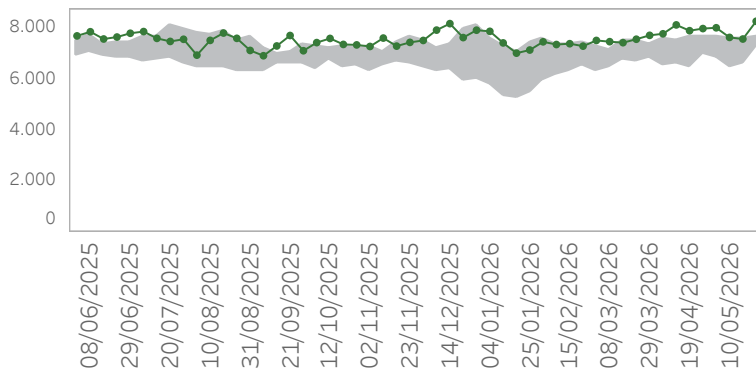
ATS della Montagna



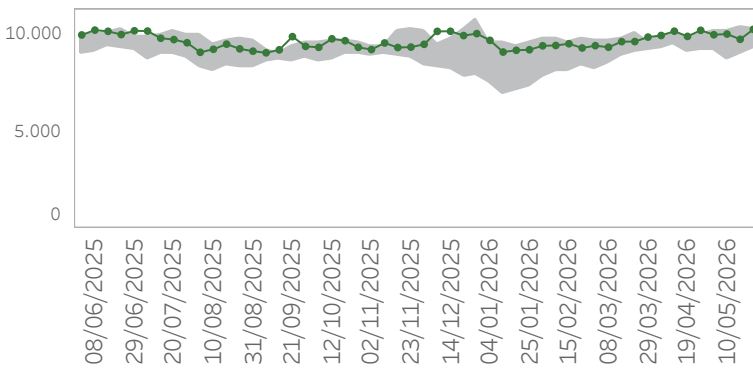
ATS della Brianza



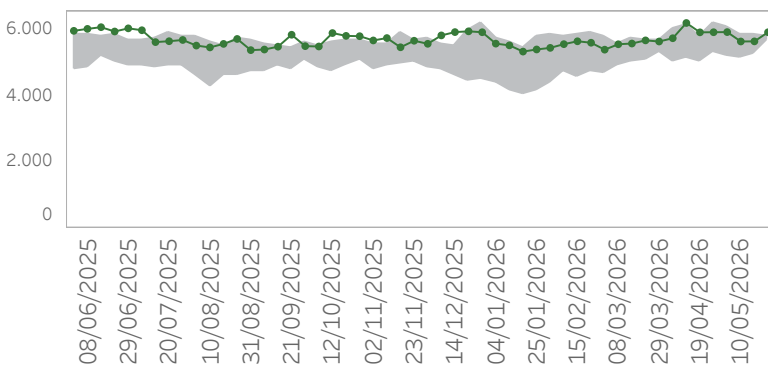
ATS di Bergamo



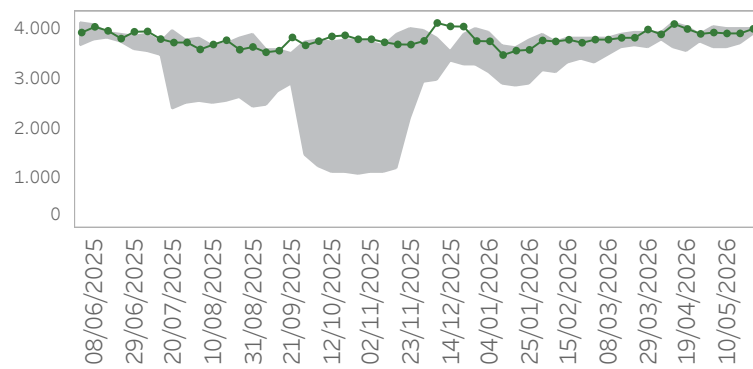
ATS di Brescia



ATS della Val Padana



ATS di Pavia



Ultimo giorno di analisi: 24/05/2026

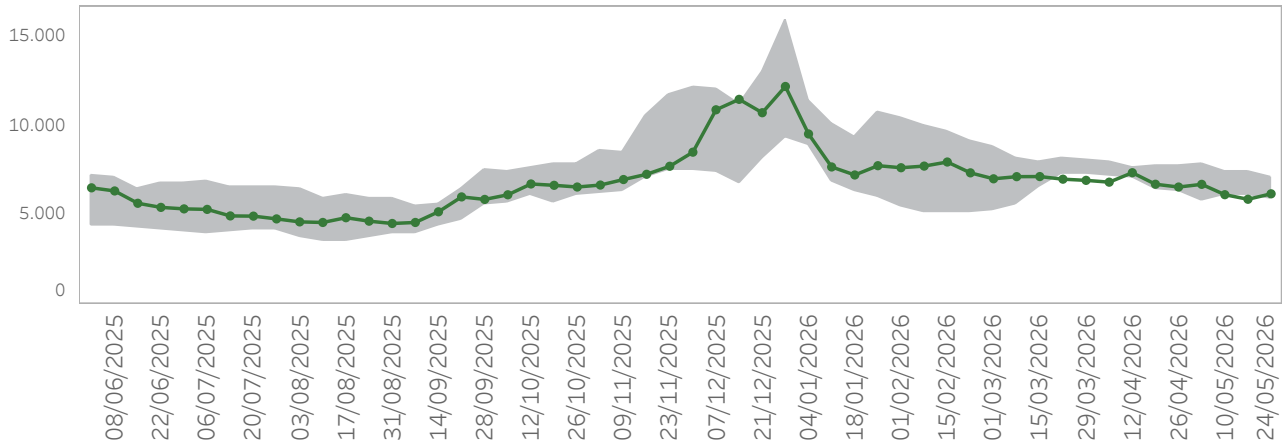
Accessi Totali per ATS

ATS	Settimana	2022	2023	2024	2025	2026
ATS DELLA CITTA' METROPOLITANA DI MILANO	16	22.709	24.195	28.560	25.096	29.463
	17	23.413	24.738	26.055	26.817	29.401
	18	22.166	24.936	28.309	27.951	29.094
	19	24.421	23.872	28.308	27.047	28.604
	20	26.351	23.728	27.983	27.973	28.351
	21	25.020	25.976	27.878	27.497	29.926
ATS DELL'INSUBRIA	16	8.635	8.757	9.410	8.774	9.914
	17	8.461	7.071	8.809	9.498	9.946
	18	8.186	8.806	9.395	9.857	9.969
	19	9.073	8.585	9.441	9.231	9.698
	20	9.389	8.622	9.241	9.610	9.600
	21	9.155	9.355	9.394	9.651	10.413
ATS DELLA MONTAGNA	16	2.277	2.205	2.566	2.390	2.737
	17	2.137	2.277	2.502	2.697	2.661
	18	2.129	2.286	2.452	2.631	2.737
	19	2.324	2.169	2.429	2.426	2.399
	20	2.487	2.208	2.464	2.454	2.427
	21	2.480	2.276	2.395	2.455	2.652
ATS DELLA BRIANZA	16	6.809	6.922	7.897	7.185	7.890
	17	6.643	7.294	7.372	7.605	7.841
	18	6.732	7.195	7.892	8.127	7.901
	19	7.128	6.866	7.815	7.508	7.947
	20	7.477	6.920	7.862	7.779	7.774
	21	7.199	7.455	7.878	7.754	8.160
ATS DI BERGAMO	16	7.058	6.448	7.642	6.960	7.874
	17	6.957	6.988	6.961	7.652	7.957
	18	6.931	6.837	7.351	7.618	7.988
	19	7.443	6.447	7.566	7.247	7.612
	20	7.534	6.623	7.545	7.300	7.549
	21	7.666	7.342	7.299	7.390	8.242
ATS DI BRESCIA	16	9.378	9.359	9.985	9.123	9.948
	17	9.197	9.930	9.498	9.997	10.262
	18	9.198	9.839	10.090	10.238	10.032
	19	9.795	8.705	10.215	9.608	10.069
	20	10.395	9.040	9.950	9.700	9.796
	21	10.295	9.723	9.343	9.884	10.312
ATS DELLA VAL PADANA	16	5.055	5.071	5.805	5.506	5.918
	17	5.319	5.462	5.429	6.194	5.921
	18	5.190	5.417	5.849	6.095	5.925
	19	5.503	5.174	5.778	5.833	5.642
	20	5.619	5.262	5.857	5.771	5.645
	21	5.672	5.788	5.760	5.717	5.920
ATS DI PAVIA	16	3.511	3.886	4.015	3.508	3.985
	17	3.722	3.880	3.740	3.729	3.887
	18	3.595	3.734	3.814	4.035	3.914
	19	3.772	3.615	3.990	3.781	3.896
	20	3.881	3.674	4.004	3.857	3.897
	21	3.869	3.973	3.852	3.873	3.988

2. ACCESSI PER SINDROME

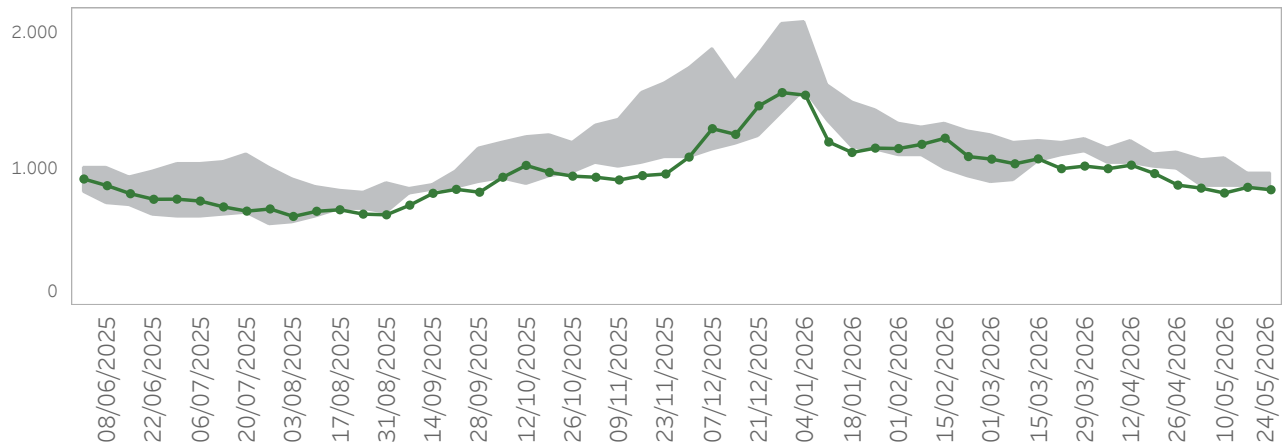
Ultimo giorno di analisi: 24/05/2026

Accessi in Pronto Soccorso con SINDROMI RESPIRATORIE



Settimana	2022	2023	2024	2025	2026
16	6.473	6.789	7.738	6.856	6.708
17	6.320	7.202	7.748	7.651	6.552
18	5.778	6.876	7.797	7.122	6.702
19	6.211	6.153	7.378	6.119	6.124
20	6.263	6.144	7.372	6.292	5.868
21	5.886	7.045	7.124	6.235	6.173

Ricoveri da Pronto Soccorso con SINDROMI RESPIRATORIE

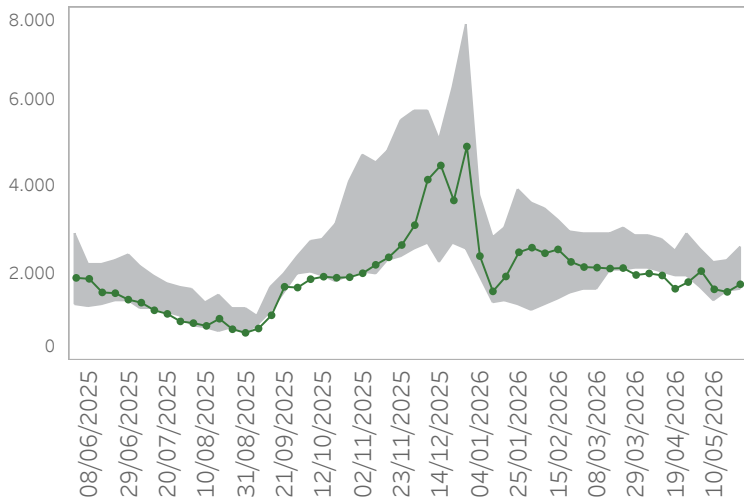


Settimana	2022	2023	2024	2025	2026
16	1.020	1.109	1.109	1.075	972
17	1.015	997	1.133	1.049	887
18	881	1.008	1.073	1.024	865
19	998	930	1.089	867	829
20	960	956	978	870	871
21	853	967	945	900	853

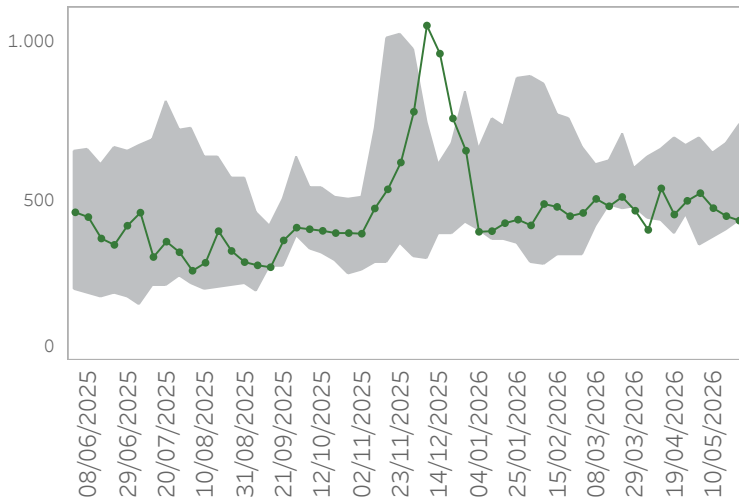
Ultimo giorno di analisi: 24/05/2026

Accessi per fascia d'età con SINDROMI RESPIRATORIE

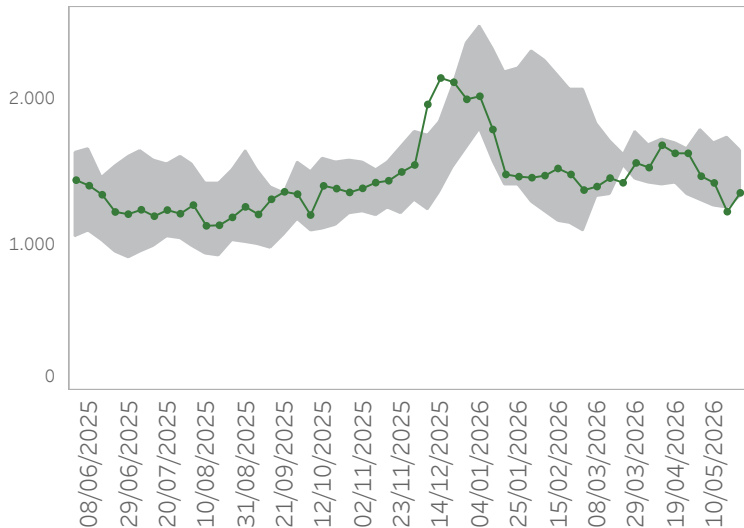
0-9



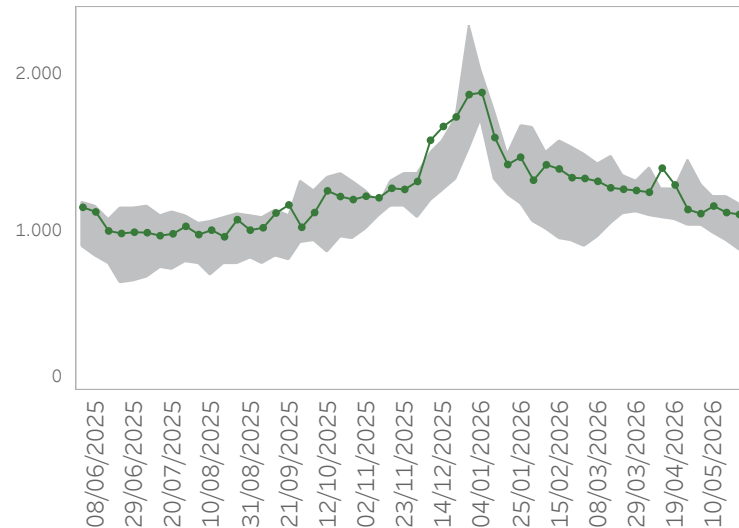
10-19



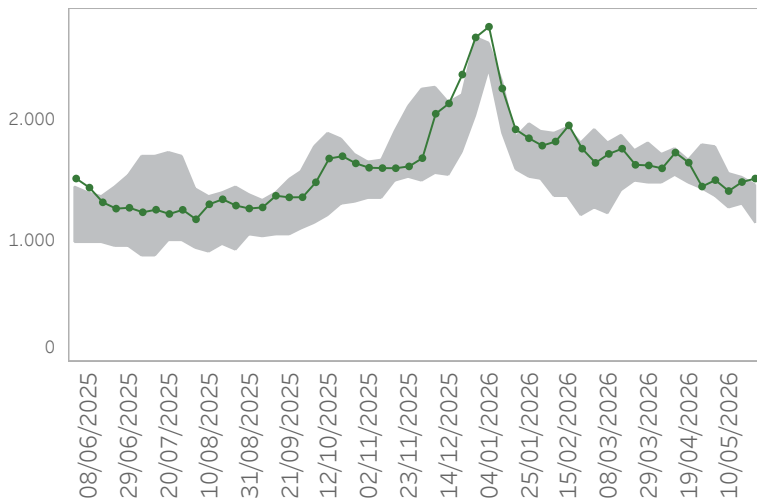
20-49



50-70



70+



Ultimo giorno di analisi: 24/05/2026

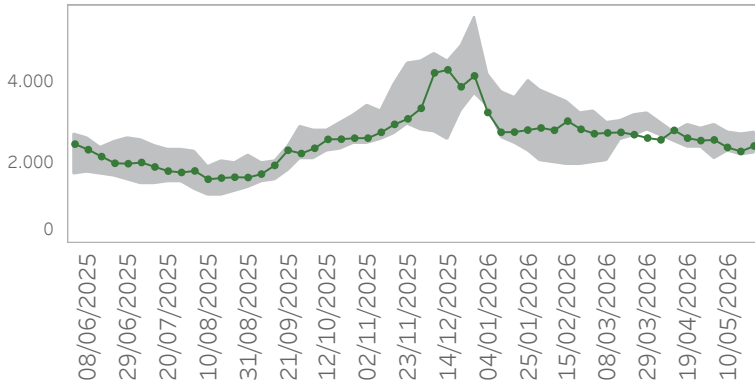
Accessi per fascia d'età con SINDROMI RESPIRATORIE

Fascia d'età	Settimana	2022	2023	2024	2025	2026
0-9	16	2.018	2.393	2.515	1.953	1.651
	17	1.930	2.882	2.785	2.224	1.804
	18	1.728	2.535	2.464	1.682	2.055
	19	2.114	2.175	2.256	1.341	1.638
	20	2.270	2.170	2.201	1.602	1.579
	21	2.094	2.594	2.193	1.641	1.753
10-19	16	416	395	694	467	458
	17	458	458	670	481	501
	18	359	427	694	545	525
	19	438	384	646	501	478
	20	438	408	676	457	453
	21	436	540	741	495	439
20-49	16	1.465	1.417	1.693	1.503	1.627
	17	1.343	1.360	1.571	1.658	1.627
	18	1.297	1.358	1.754	1.788	1.470
	19	1.268	1.332	1.696	1.562	1.424
	20	1.283	1.253	1.730	1.556	1.227
	21	1.332	1.586	1.647	1.423	1.356
50-70	16	1.101	1.071	1.276	1.236	1.298
	17	1.044	1.074	1.195	1.451	1.143
	18	1.040	1.094	1.275	1.292	1.117
	19	995	996	1.209	1.221	1.165
	20	949	1.013	1.228	1.163	1.124
	21	886	1.031	1.166	1.171	1.112
70+	16	1.473	1.513	1.537	1.655	1.643
	17	1.545	1.428	1.505	1.784	1.446
	18	1.354	1.462	1.589	1.773	1.499
	19	1.396	1.266	1.545	1.460	1.409
	20	1.323	1.300	1.519	1.472	1.483
	21	1.138	1.293	1.358	1.461	1.512

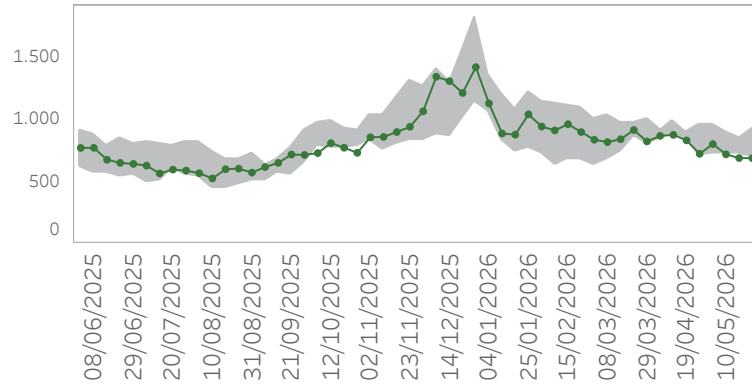
Ultimo giorno di analisi: 24/05/2026

Accessi per ATS con SINDROMI RESPIRATORIE

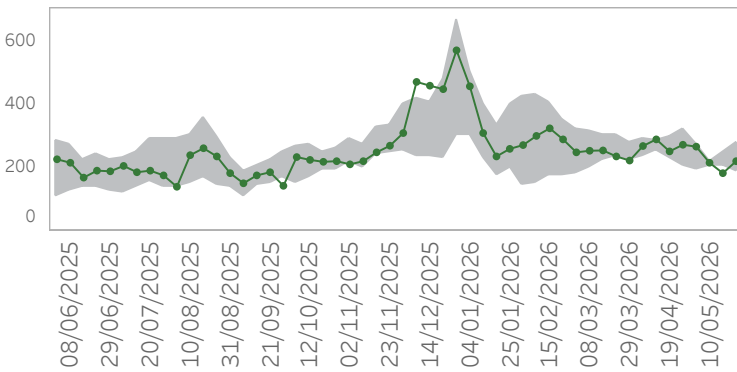
ATS della città Metropolitana di Milano



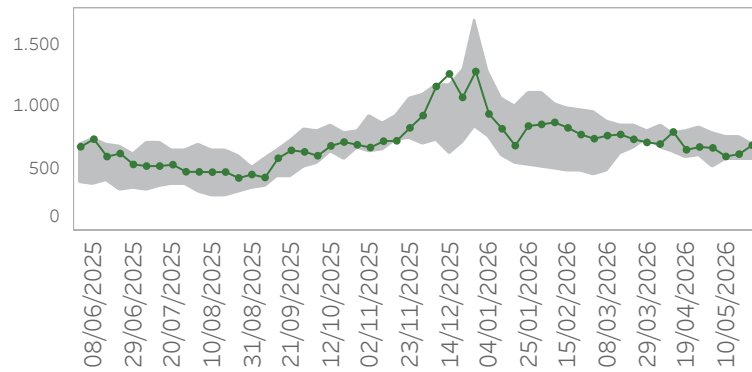
ATS dell'Insubria



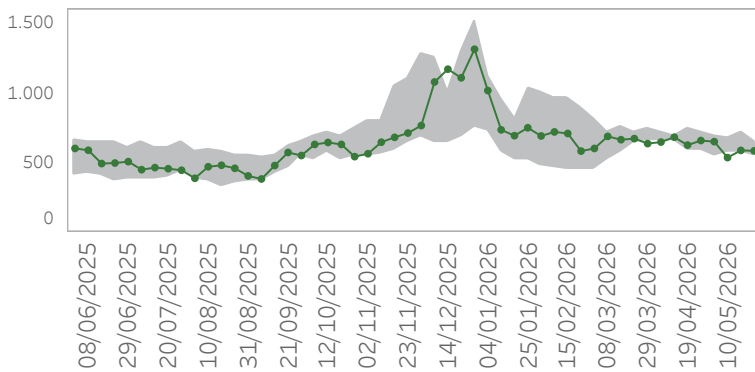
ATS della Montagna



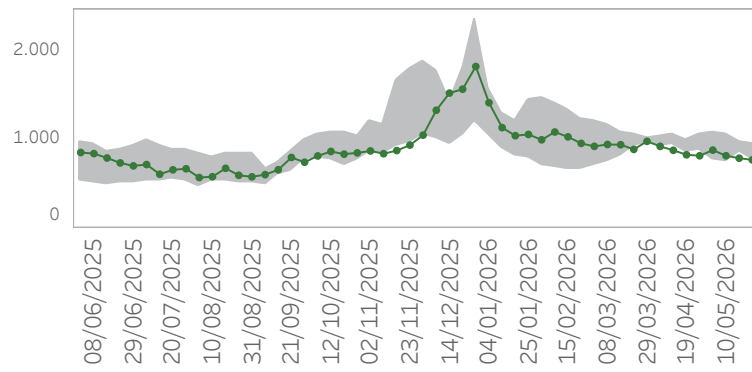
ATS della Brianza



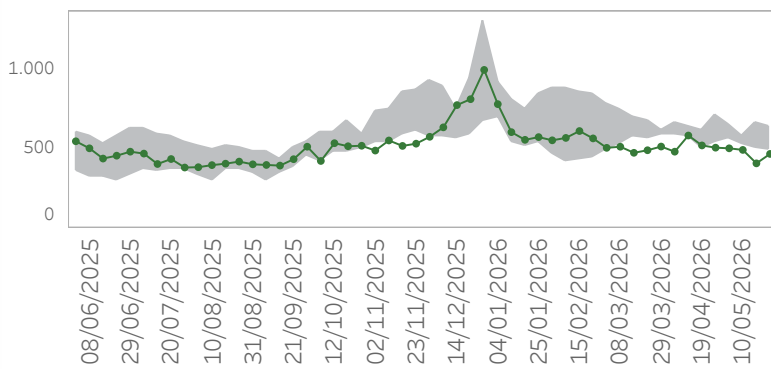
ATS di Bergamo



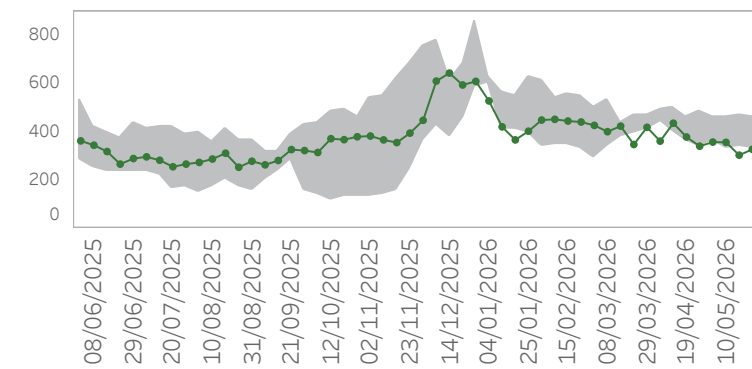
ATS di Brescia



ATS della Val Padana



ATS di Pavia



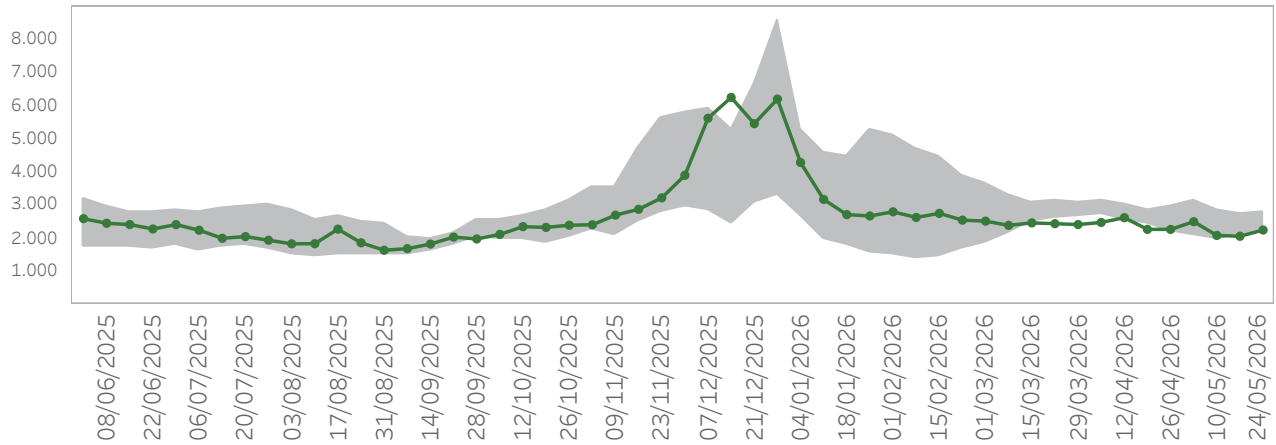
Ultimo giorno di analisi: 24/05/2026

Accessi per ATS con SINDROMI RESPIRATORIE

ATS	Settimana	2022	2023	2024	2025	2026
ATS DELLA CITTA' METROPOLITANA DI MILANO	16	2.392	2.482	2.943	2.516	2.626
	17	2.374	2.724	2.817	2.857	2.565
	18	2.094	2.616	2.967	2.570	2.582
	19	2.269	2.293	2.755	2.317	2.395
	20	2.337	2.175	2.712	2.384	2.295
	21	2.222	2.720	2.782	2.346	2.430
ATS DELL'INSUBRIA	16	857	876	889	843	830
	17	812	716	952	918	722
	18	720	816	960	811	800
	19	811	728	890	738	718
	20	736	754	848	728	688
	21	697	805	928	763	687
ATS DELLA MONTAGNA	16	230	228	298	294	252
	17	206	258	322	264	273
	18	193	217	276	267	267
	19	204	205	219	221	216
	20	204	223	246	229	183
	21	214	189	277	225	221
ATS DELLA BRIANZA	16	589	659	797	729	653
	17	595	704	779	826	675
	18	511	645	768	784	668
	19	571	578	757	632	599
	20	612	564	761	613	618
	21	575	644	688	683	690
ATS DI BERGAMO	16	599	608	745	660	628
	17	588	660	681	717	661
	18	559	576	697	679	653
	19	605	580	679	597	538
	20	614	582	712	577	590
	21	558	654	578	589	587
ATS DI BRESCIA	16	859	983	993	868	822
	17	869	1.051	1.042	965	811
	18	771	969	1.066	953	874
	19	794	849	1.045	758	811
	20	867	856	971	865	784
	21	765	943	862	793	765
ATS DELLA VAL PADANA	16	565	502	612	578	519
	17	537	624	672	708	505
	18	563	578	647	640	501
	19	540	542	574	526	491
	20	508	540	654	557	407
	21	489	633	622	505	466
ATS DI PAVIA	16	382	451	461	368	378
	17	339	465	483	396	340
	18	367	459	416	418	357
	19	417	378	459	330	356
	20	385	450	468	339	303
	21	366	457	387	331	327

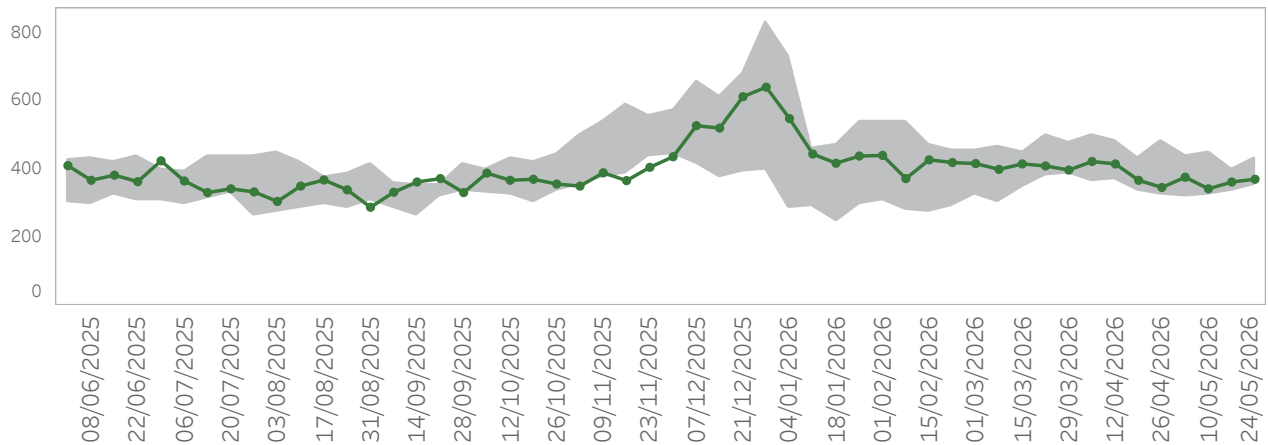
Ultimo giorno di analisi: 24/05/2026

Accessi in Pronto Soccorso con ILI



Settimana	2022	2023	2024	2025	2026
16	2.524	2.466	2.853	2.477	2.267
17	2.234	2.868	2.976	2.852	2.266
18	2.077	2.712	3.125	2.547	2.500
19	2.457	2.221	2.871	1.972	2.084
20	2.605	2.195	2.751	2.102	2.058
21	2.419	2.668	2.774	2.241	2.247

Ricoveri da Pronto Soccorso con ILI

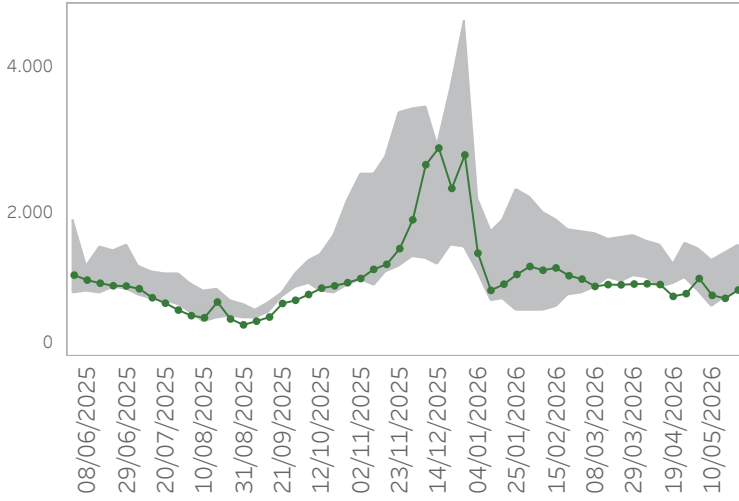


Settimana	2022	2023	2024	2025	2026
16	335	353	435	403	368
17	326	385	482	409	347
18	321	372	436	409	377
19	368	358	448	328	343
20	385	338	398	352	363
21	353	389	433	395	371

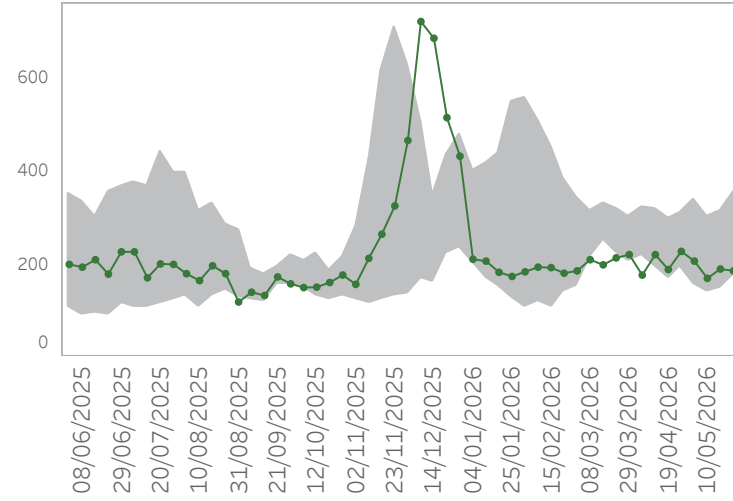
Ultimo giorno di analisi: 24/05/2026

Accessi per fascia d'età con ILI

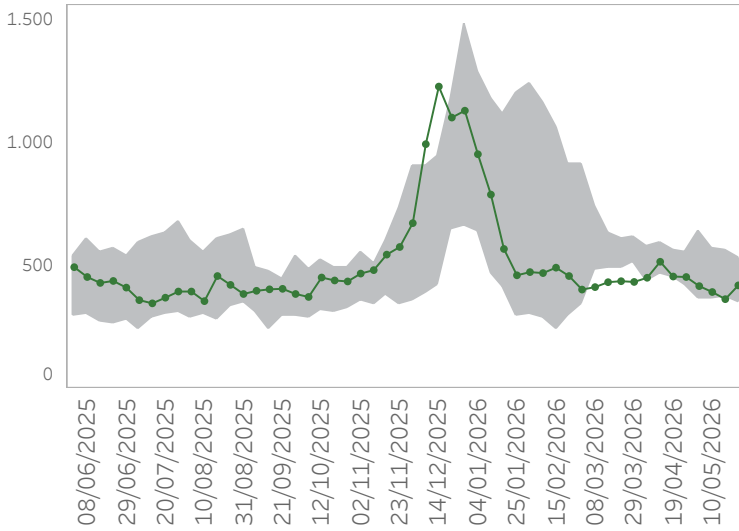
0-9



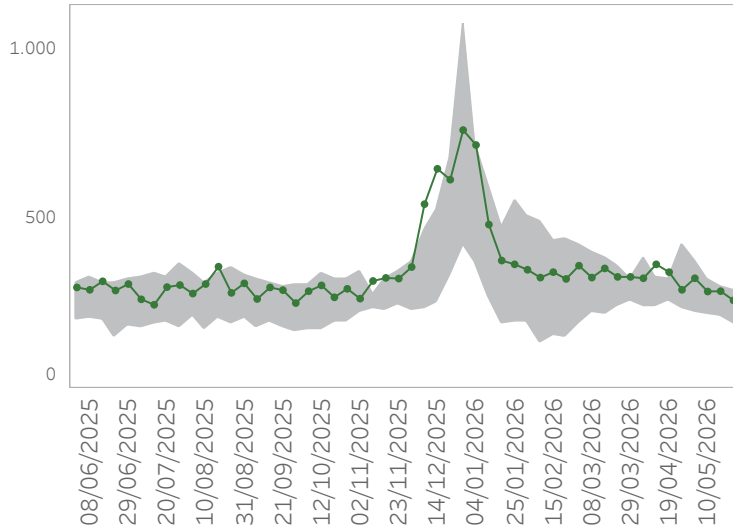
10-19



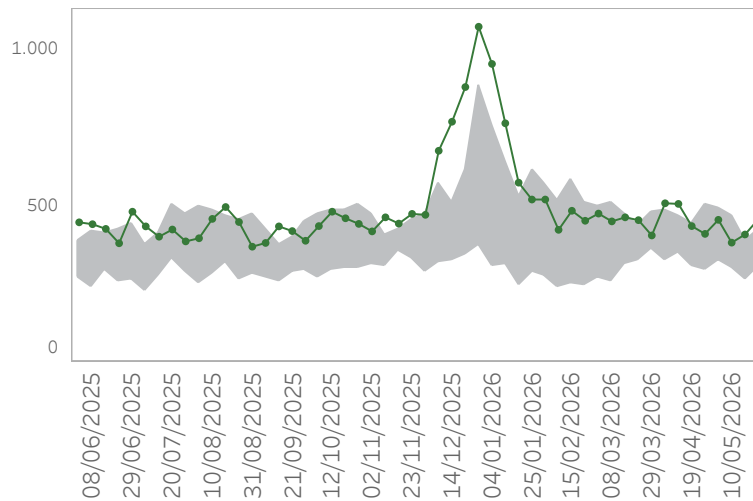
20-49



50-70



70+



Ultimo giorno di analisi: 24/05/2026

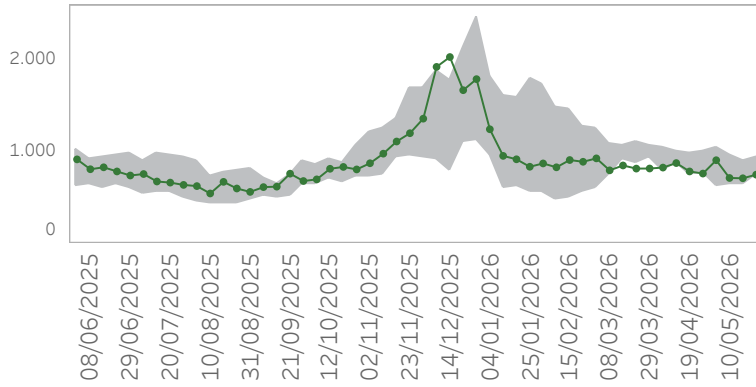
Accessi per fascia d'età con ILI

Fascia d'età	Settimana	2022	2023	2024	2025	2026
0-9	16	1.184	1.280	1.275	1.016	836
	17	1.086	1.569	1.410	1.155	874
	18	997	1.493	1.384	912	1.083
	19	1.319	1.172	1.203	685	850
	20	1.430	1.196	1.199	821	809
	21	1.358	1.536	1.215	898	924
10-19	16	200	170	296	184	188
	17	193	217	310	199	227
	18	159	198	338	246	206
	19	185	140	300	179	169
	20	210	147	315	164	189
	21	217	179	357	215	185
20-49	16	507	449	558	517	456
	17	420	431	527	551	454
	18	367	423	637	508	417
	19	366	388	570	450	393
	20	379	377	559	435	364
	21	348	374	530	419	420
50-70	16	288	260	324	307	343
	17	239	276	310	421	291
	18	227	228	352	375	325
	19	240	221	323	268	286
	20	246	213	282	300	287
	21	192	238	287	274	260
70+	16	345	307	390	444	435
	17	296	375	410	503	410
	18	327	370	410	490	455
	19	347	300	466	376	382
	20	340	262	389	370	408
	21	304	340	377	421	457

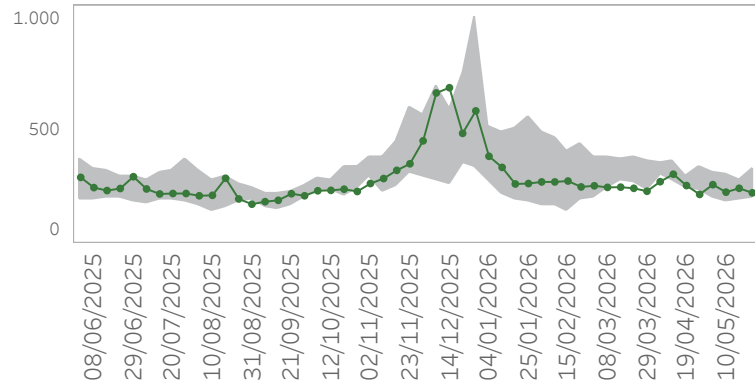
Ultimo giorno di analisi: 24/05/2026

Accessi per ATS con ILI

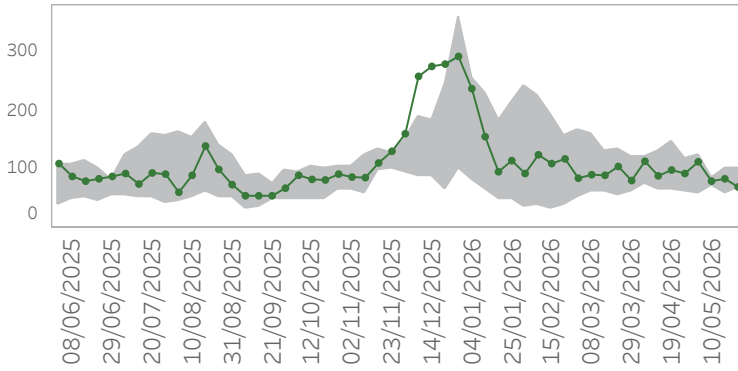
ATS della città Metropolitana di Milano



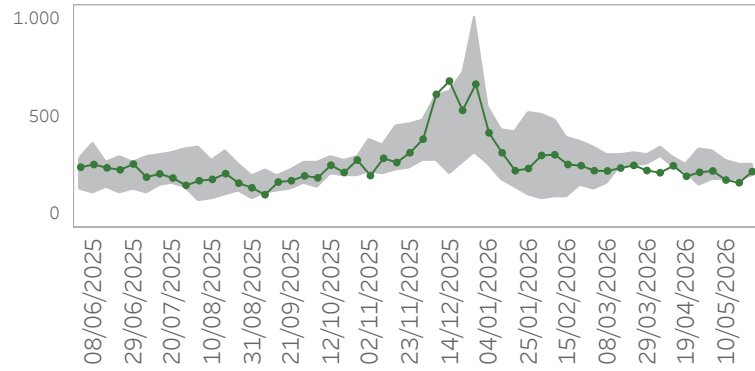
ATS dell'Insubria



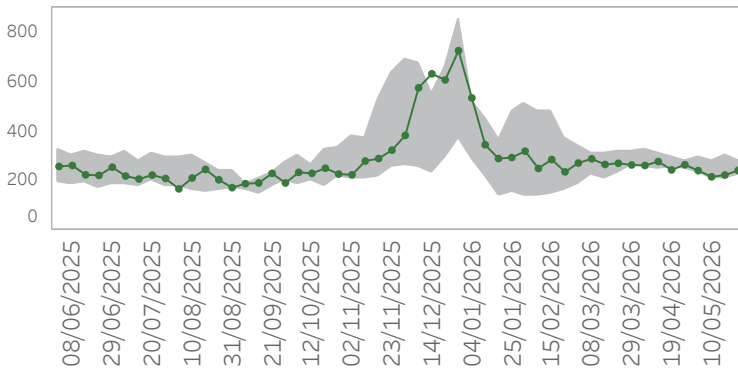
ATS della Montagna



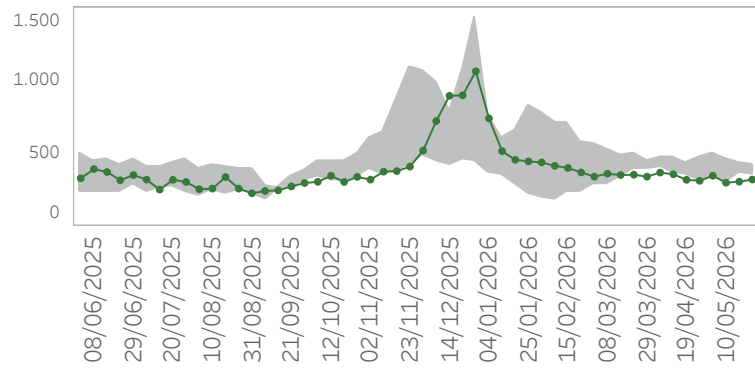
ATS della Brianza



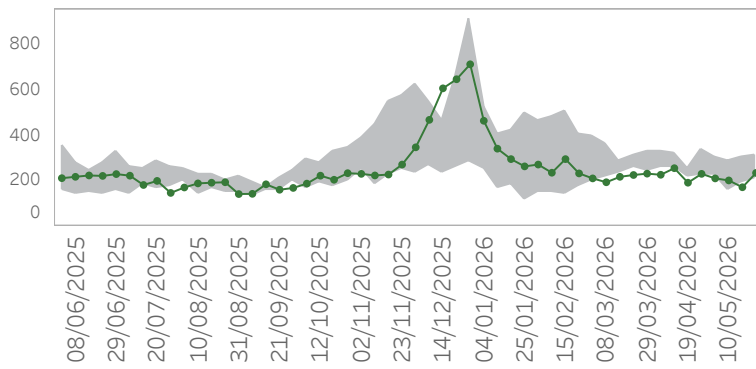
ATS di Bergamo



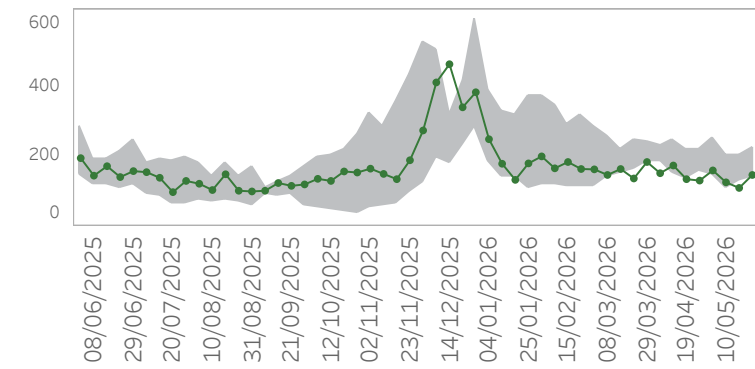
ATS di Brescia



ATS della Val Padana



ATS di Pavia



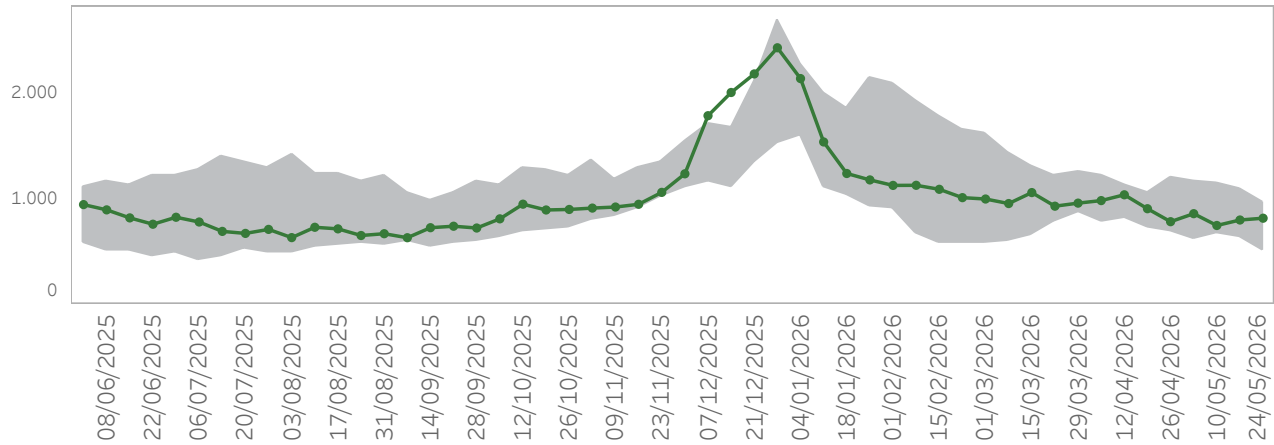
Ultimo giorno di analisi: 24/05/2026

Accessi per ATS con ILI

ATS	Settimana	2022	2023	2024	2025	2026
ATS DELLA CITTA' METROPOLITANA DI MILANO	16	854	752	977	839	784
	17	778	903	976	1.006	761
	18	634	840	1.038	879	906
	19	799	645	958	690	713
	20	875	639	886	718	710
	21	805	861	946	759	749
ATS DELL'INSUBRIA	16	280	293	248	275	256
	17	239	255	335	298	217
	18	203	273	314	269	260
	19	238	224	308	190	227
	20	273	213	282	192	244
	21	276	260	327	205	224
ATS DELLA MONTAGNA	16	67	69	148	114	99
	17	63	80	119	93	93
	18	59	58	124	119	113
	19	73	77	86	82	80
	20	72	60	100	75	84
	21	68	89	101	89	70
ATS DELLA BRIANZA	16	255	247	286	261	233
	17	194	336	353	333	251
	18	213	286	350	254	257
	19	222	213	301	221	216
	20	266	231	281	215	204
	21	230	241	284	238	254
ATS DI BERGAMO	16	292	269	288	257	245
	17	252	283	262	271	266
	18	232	288	296	265	242
	19	283	232	276	209	217
	20	304	207	257	208	224
	21	284	278	262	228	243
ATS DI BRESCIA	16	374	397	441	358	322
	17	321	453	475	405	315
	18	346	425	498	357	350
	19	354	365	465	308	302
	20	391	384	437	369	309
	21	355	408	418	369	324
ATS DELLA VAL PADANA	16	225	220	254	238	193
	17	227	339	263	275	232
	18	242	292	308	226	212
	19	283	266	289	163	203
	20	257	265	304	195	173
	21	238	309	256	210	236
ATS DI PAVIA	16	177	219	211	135	135
	17	160	219	193	171	131
	18	148	250	197	178	160
	19	205	199	188	109	126
	20	167	196	204	130	110
	21	163	222	180	143	147

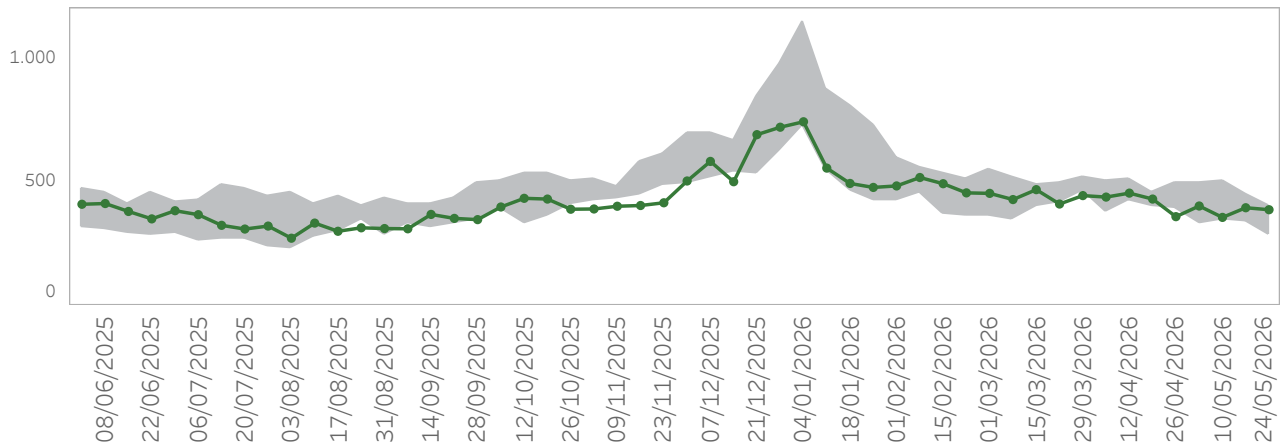
Ultimo giorno di analisi: 24/05/2026

Accessi in Pronto Soccorso con POLMONITI



Settimana	2022	2023	2024	2025	2026
16	734	802	1.019	1.052	906
17	700	777	1.115	1.203	783
18	614	739	1.173	1.155	859
19	717	675	1.139	812	747
20	663	645	1.094	870	799
21	514	651	968	873	816

Ricoveri da Pronto Soccorso con POLMONITI

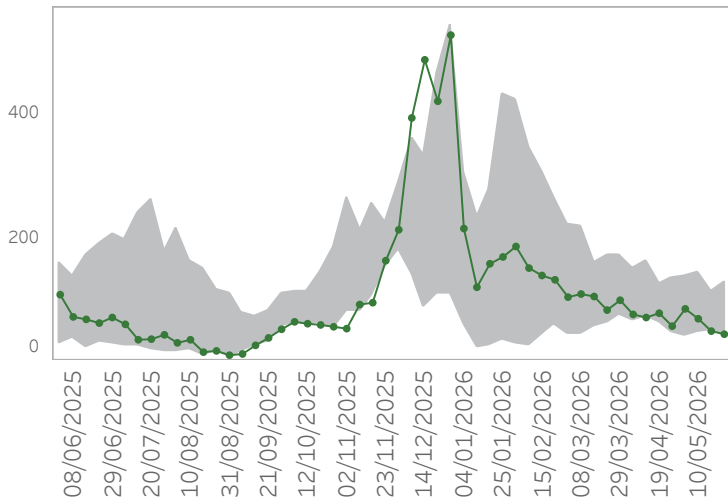


Settimana	2022	2023	2024	2025	2026
16	404	458	443	449	431
17	398	406	499	464	360
18	332	389	497	474	403
19	402	349	503	350	357
20	363	342	446	371	396
21	283	361	405	390	388

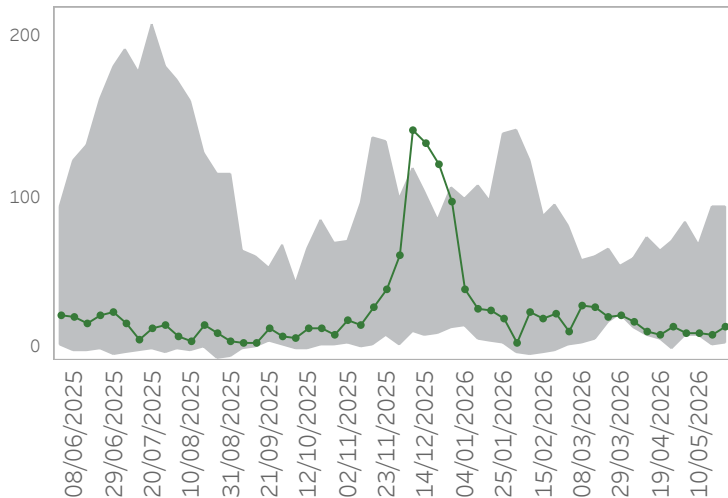
Ultimo giorno di analisi: 24/05/2026

Accessi per fascia d'età con POLMONITI

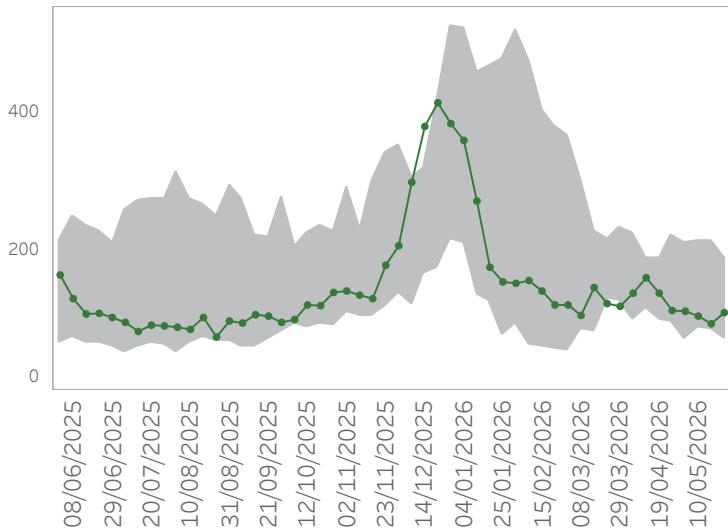
0-9



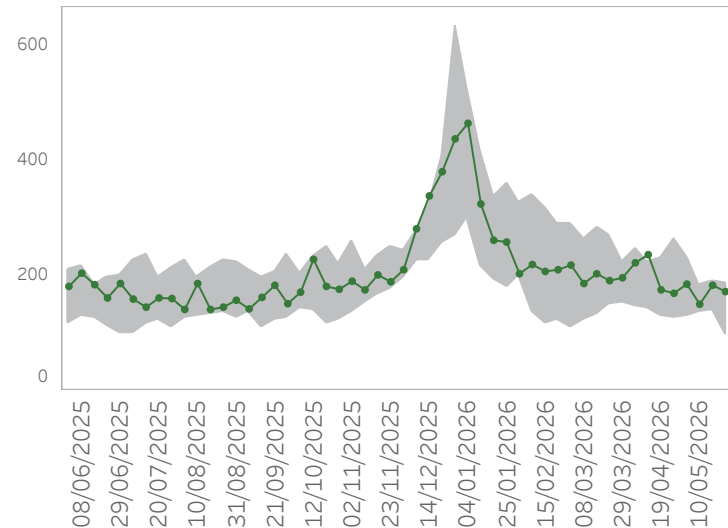
10-19



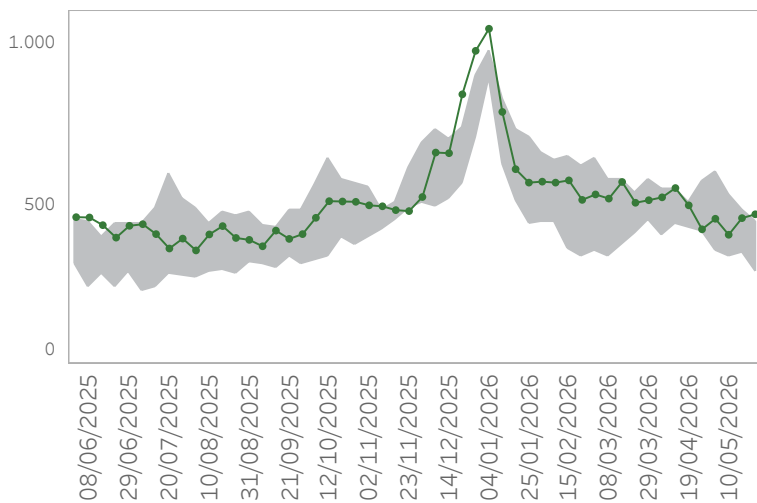
20-49



50-70



70+



Ultimo giorno di analisi: 24/05/2026

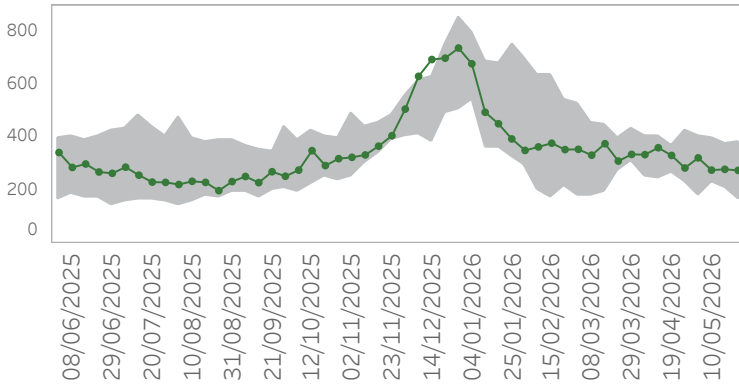
Accessi per fascia d'età con POLMONITI

Fascia d'età	Settimana	2022	2023	2024	2025	2026
0-9	16	62	69	124	110	77
	17	46	68	135	122	56
	18	40	59	138	68	84
	19	59	76	144	48	68
	20	53	49	113	54	48
	21	44	76	126	75	43
10-19	16	13	14	67	38	16
	17	19	7	73	34	21
	18	15	15	85	46	17
	19	15	19	71	30	17
	20	18	9	95	25	16
	21	11	20	94	34	21
20-49	16	101	114	190	169	140
	17	99	102	222	205	115
	18	75	95	211	202	114
	19	90	108	214	147	107
	20	88	98	214	167	96
	21	73	78	189	132	112
50-70	16	130	165	203	229	175
	17	125	158	194	263	169
	18	131	153	217	230	185
	19	139	137	182	170	150
	20	142	141	190	180	183
	21	98	134	165	185	172
70+	16	428	440	432	501	496
	17	411	442	489	572	421
	18	353	417	520	602	454
	19	414	335	527	413	404
	20	362	348	481	439	456
	21	288	343	392	443	468

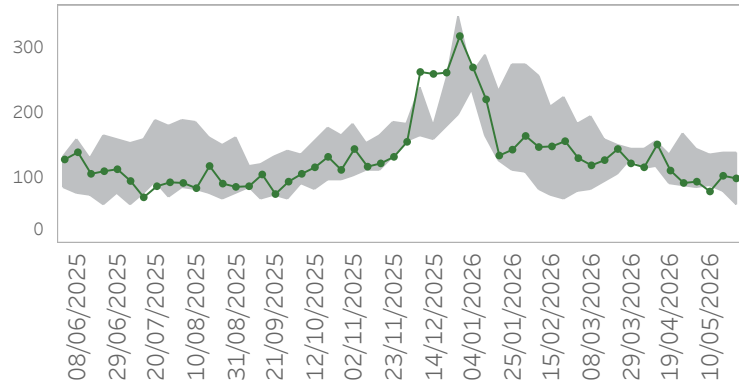
Ultimo giorno di analisi: 24/05/2026

Accessi per ATS con POLMONITI

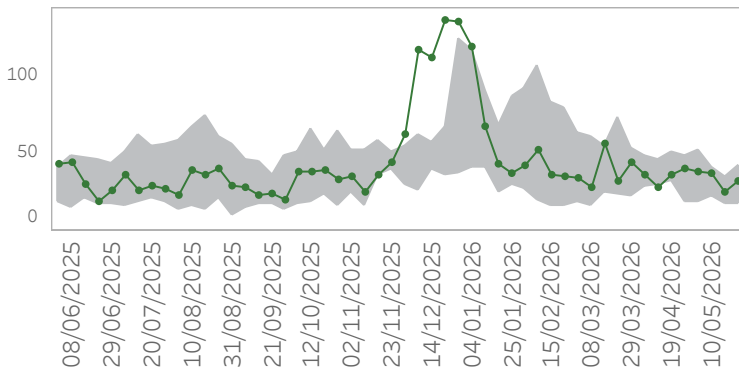
ATS della città Metropolitana di Milano



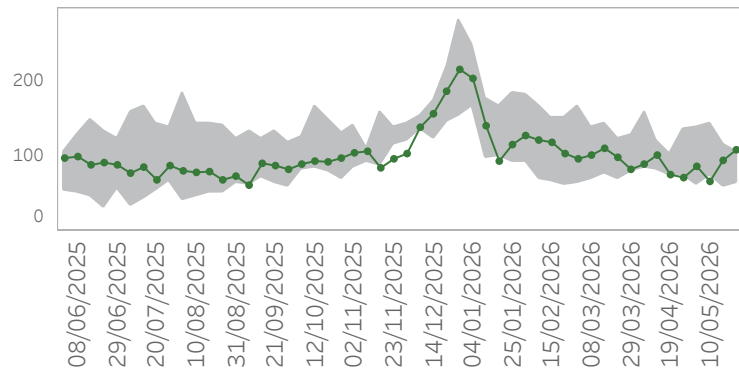
ATS dell'Insubria



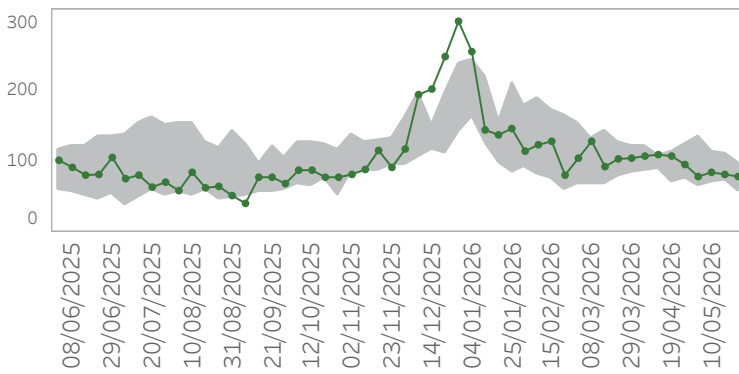
ATS della Montagna



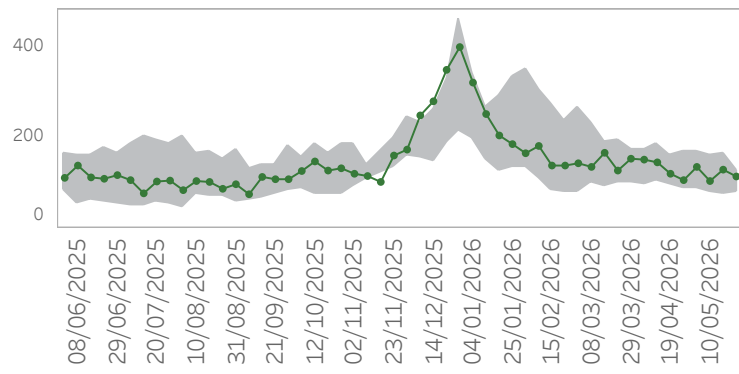
ATS della Brianza



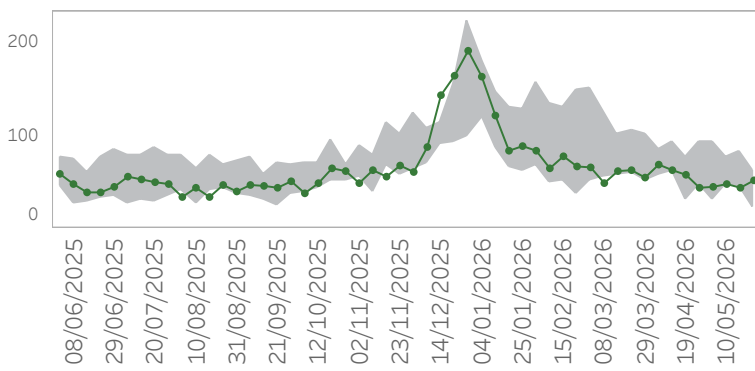
ATS di Bergamo



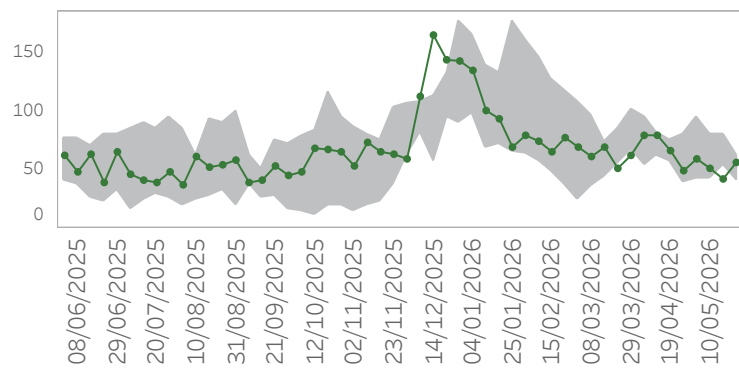
ATS di Brescia



ATS della Val Padana



ATS di Pavia



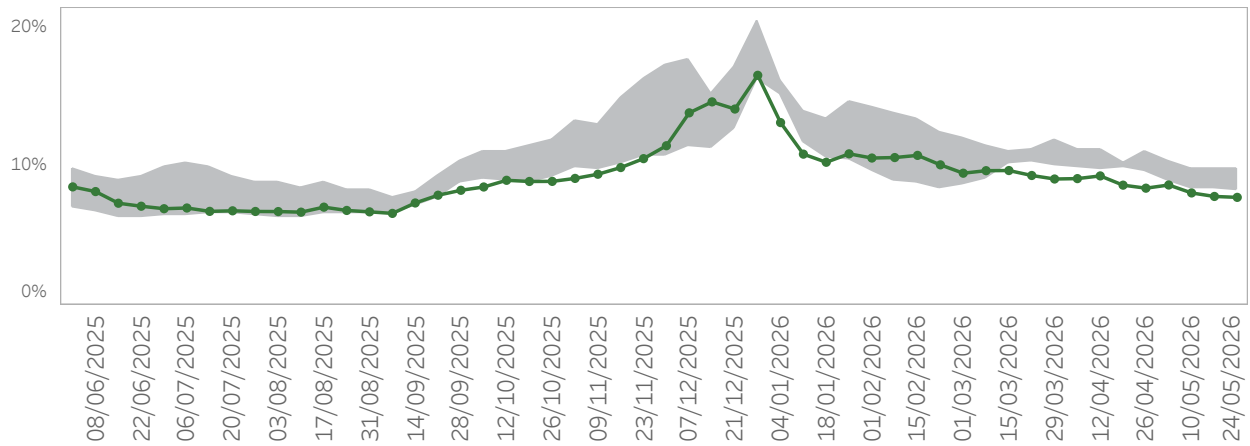
Ultimo giorno di analisi: 24/05/2026

Accessi per ATS con POLMONITI

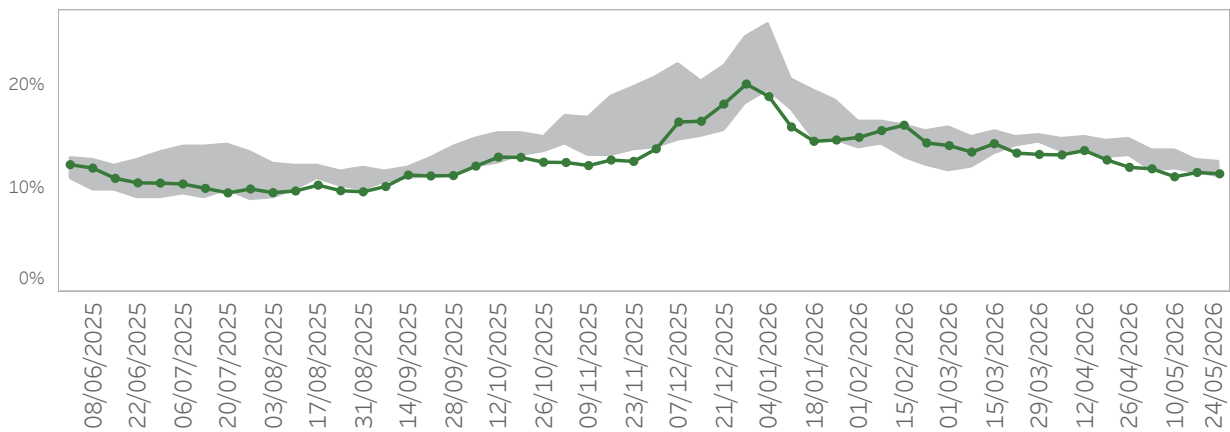
ATS	Settimana	2022	2023	2024	2025	2026
ATS DELLA CITTA' METROPOLITANA DI MILANO	16	263	264	369	339	331
	17	228	278	373	427	284
	18	183	300	402	395	322
	19	229	240	393	261	276
	20	207	220	372	315	279
	21	166	238	382	276	275
ATS DELL'INSUBRIA	16	91	128	125	135	112
	17	117	88	154	167	93
	18	88	86	143	144	95
	19	120	87	134	107	80
	20	98	79	138	103	104
	21	60	96	137	125	100
ATS DELLA MONTAGNA	16	32	40	44	50	36
	17	19	25	48	40	40
	18	18	22	52	47	38
	19	39	22	40	29	37
	20	17	18	34	28	25
	21	24	17	42	37	32
ATS DELLA BRIANZA	16	73	82	101	102	75
	17	75	93	132	136	71
	18	62	82	138	117	86
	19	82	74	143	74	66
	20	86	58	114	82	94
	21	65	63	104	89	108
ATS DI BERGAMO	16	71	82	90	115	108
	17	85	76	89	125	96
	18	86	64	103	136	79
	19	73	72	115	100	85
	20	74	77	111	105	82
	21	57	62	78	98	79
ATS DI BRESCIA	16	98	112	153	159	120
	17	88	122	167	134	106
	18	90	111	170	142	135
	19	80	89	158	130	104
	20	74	89	163	124	129
	21	79	79	109	126	114
ATS DELLA VAL PADANA	16	49	32	65	77	58
	17	49	48	83	94	44
	18	39	32	93	80	45
	19	51	48	76	57	48
	20	54	46	83	55	44
	21	23	54	54	62	52
ATS DI PAVIA	16	57	62	72	75	66
	17	39	47	69	80	49
	18	48	42	72	94	59
	19	43	43	80	54	51
	20	53	58	79	58	42
	21	40	42	62	60	56

3. PERCENTUALE ACCESSI

Ultimo giorno di analisi: 24/05/2026

% Accessi in Pronto Soccorso con SINDROMI RESPIRATORIE

Settimana	2022	2023	2024	2025	2026
16	9,89%	10,16%	10,20%	10,00%	8,63%
17	9,60%	10,65%	11,01%	10,31%	8,41%
18	9,01%	9,96%	10,37%	9,30%	8,64%
19	8,94%	9,40%	9,77%	8,42%	8,07%
20	8,56%	9,30%	9,84%	8,45%	7,82%
21	8,25%	9,80%	9,65%	8,40%	7,75%

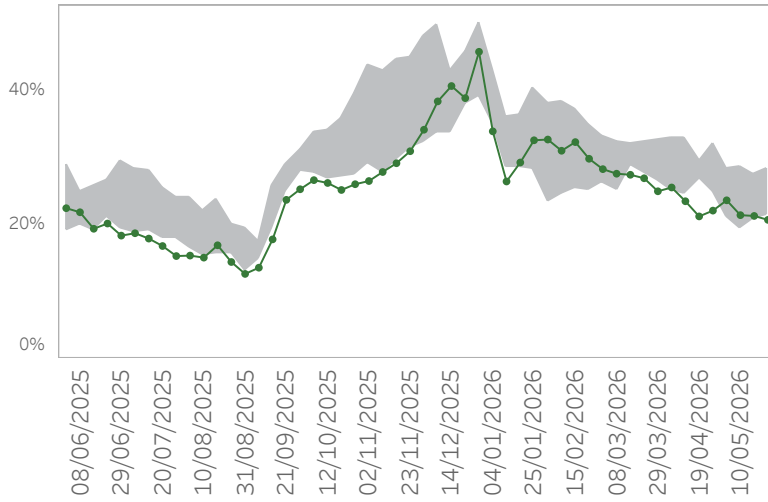
% di Ricoverati da Pronto Soccorso con SINDROMI RESPIRATORIE

Settimana	2022	2023	2024	2025	2026
16	13,04%	14,18%	14,05%	14,61%	12,83%
17	13,30%	13,24%	14,86%	14,05%	12,11%
18	11,70%	12,95%	13,86%	13,68%	11,97%
19	12,26%	12,52%	13,74%	11,99%	11,20%
20	12,03%	12,43%	12,75%	11,51%	11,62%
21	11,12%	12,29%	12,56%	11,85%	11,49%

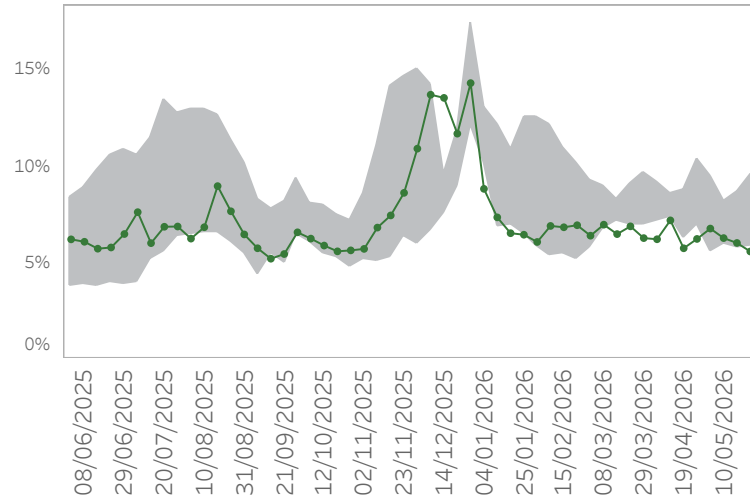
Ultimo giorno di analisi: 24/05/2026

% Accessi per fascia d'età con SINDROMI RESPIRATORIE

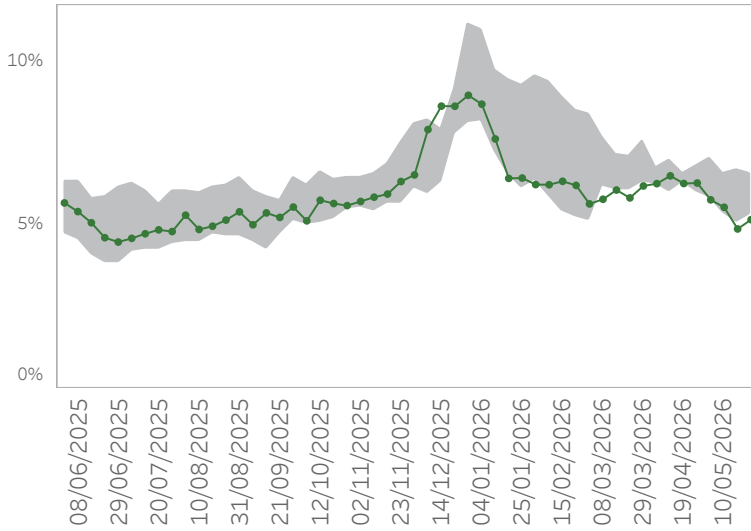
0-9



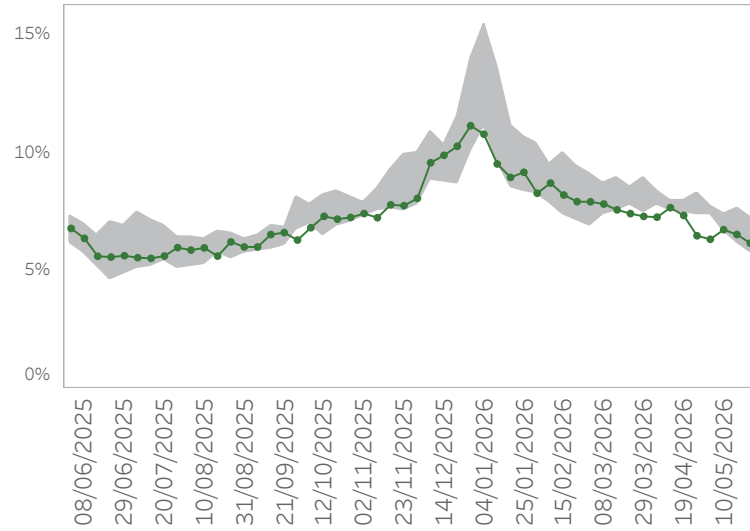
10-19



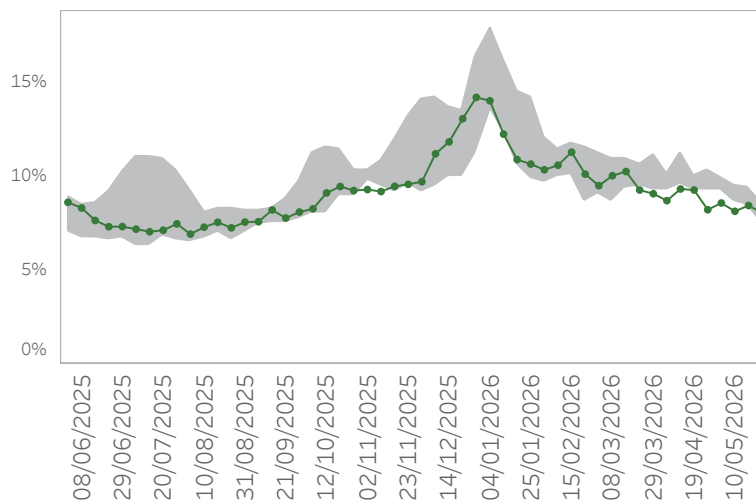
20-49



50-70



70+



Ultimo giorno di analisi: 24/05/2026

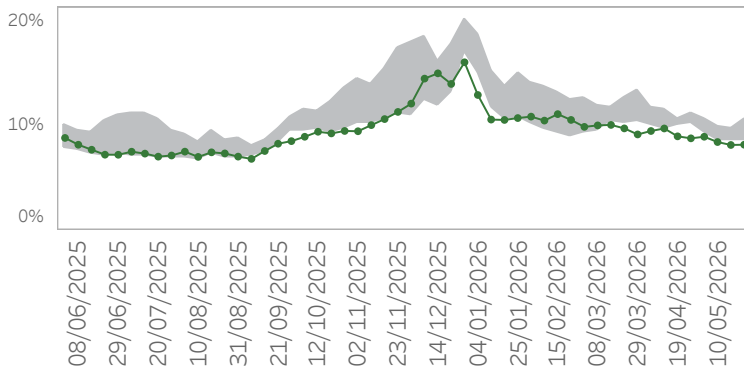
% Accessi per fascia d'età con SINDROMI RESPIRATORIE

Fascia d'età	Settimana	2022	2023	2024	2025	2026
0-9	16	27,04%	29,55%	28,20%	27,08%	21,28%
	17	24,97%	32,07%	32,23%	27,04%	22,15%
	18	24,63%	28,31%	27,44%	21,11%	23,69%
	19	25,05%	28,72%	25,63%	19,41%	21,47%
	20	24,73%	27,65%	25,66%	20,92%	21,35%
	21	24,38%	28,32%	25,85%	21,38%	20,76%
10-19	16	7,25%	6,26%	8,74%	8,22%	5,74%
	17	6,95%	7,38%	10,39%	8,26%	6,22%
	18	5,60%	6,40%	9,45%	7,47%	6,76%
	19	6,06%	6,02%	8,12%	6,85%	6,27%
	20	5,78%	6,45%	8,68%	5,88%	6,01%
	21	5,88%	7,59%	9,54%	6,65%	5,57%
20-49	16	6,43%	6,32%	6,55%	6,49%	6,25%
	17	5,99%	6,05%	6,68%	6,80%	6,26%
	18	5,86%	5,84%	6,96%	7,01%	5,75%
	19	5,40%	5,83%	6,56%	6,34%	5,52%
	20	5,05%	5,42%	6,65%	6,29%	4,86%
	21	5,32%	6,45%	6,52%	5,77%	5,15%
50-70	16	7,65%	7,43%	7,78%	7,93%	7,34%
	17	7,43%	7,35%	7,71%	8,24%	6,48%
	18	7,43%	7,40%	7,74%	7,42%	6,33%
	19	6,67%	6,93%	7,37%	7,34%	6,73%
	20	6,18%	7,12%	7,62%	6,89%	6,53%
	21	5,79%	6,68%	7,20%	6,97%	6,16%
70+	16	9,80%	9,71%	9,33%	10,05%	9,26%
	17	10,27%	9,31%	9,42%	10,06%	8,21%
	18	9,29%	9,51%	9,40%	9,90%	8,57%
	19	9,09%	8,87%	9,52%	8,72%	8,13%
	20	8,46%	8,93%	9,42%	8,70%	8,44%
	21	7,58%	8,32%	8,58%	8,50%	8,04%

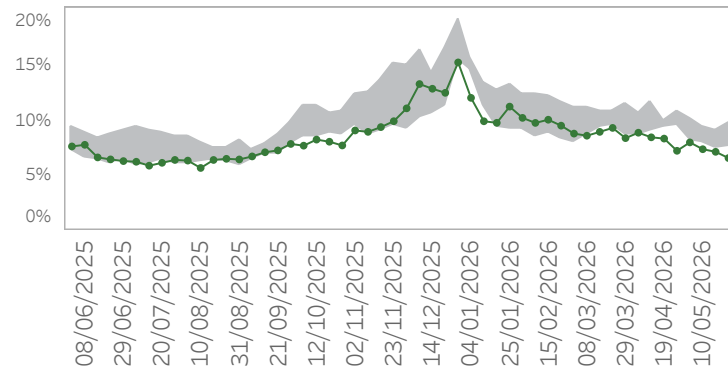
Ultimo giorno di analisi: 24/05/2026

% Accessi per ATS con SINDROMI RESPIRATORIE

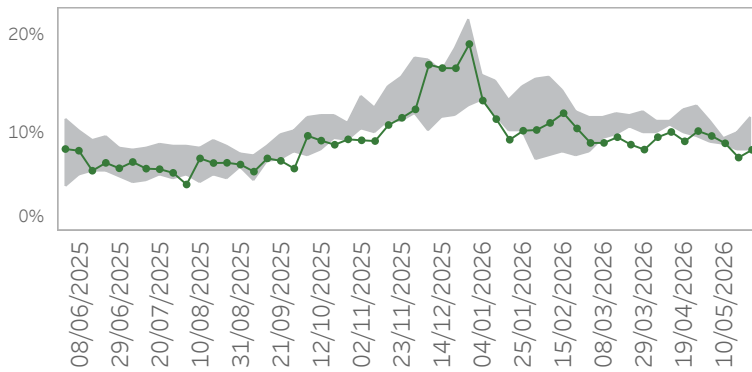
ATS della città Metropolitana di Milano



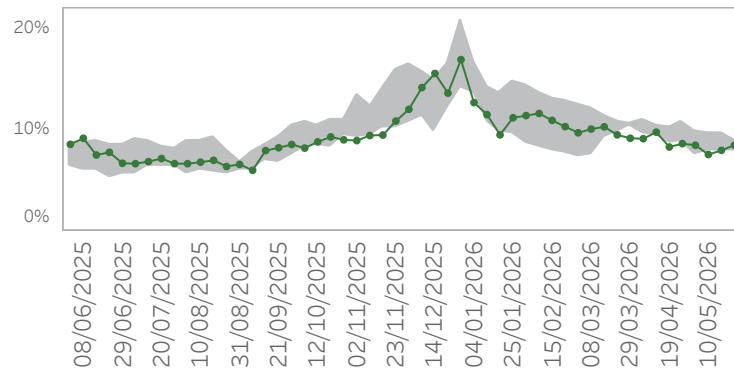
ATS dell'Insubria



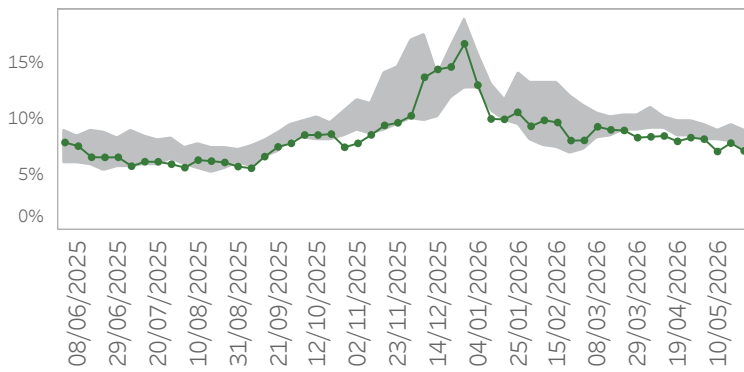
ATS della Montagna



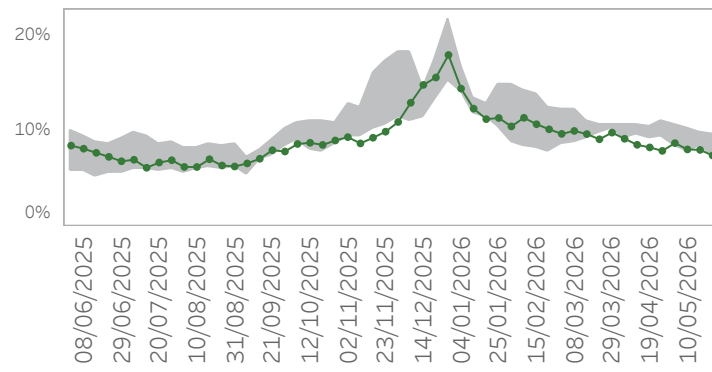
ATS della Brianza



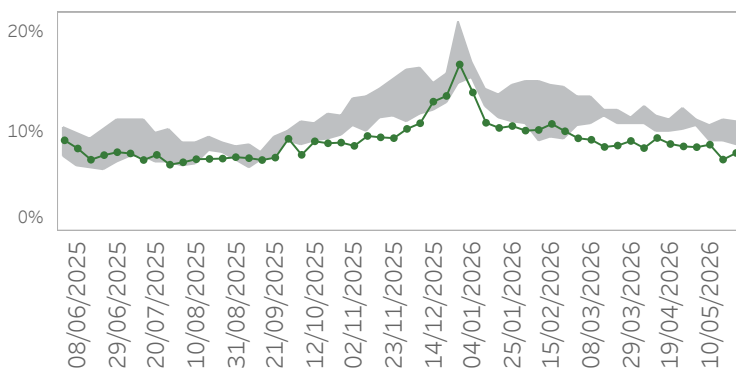
ATS di Bergamo



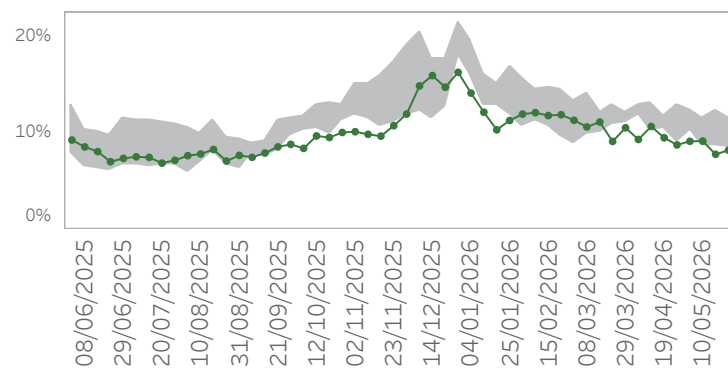
ATS di Brescia



ATS della Val Padana



ATS di Pavia

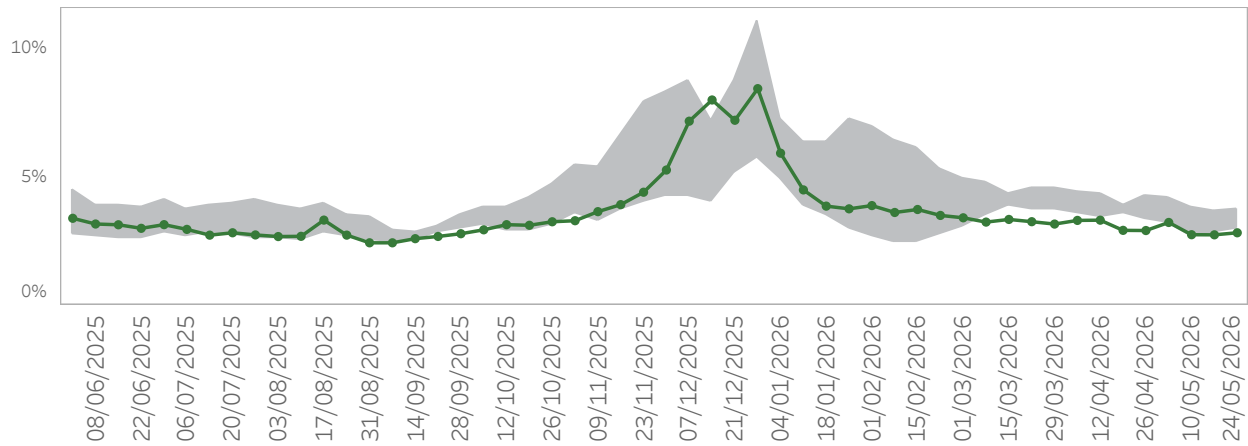


Ultimo giorno di analisi: 24/05/2026

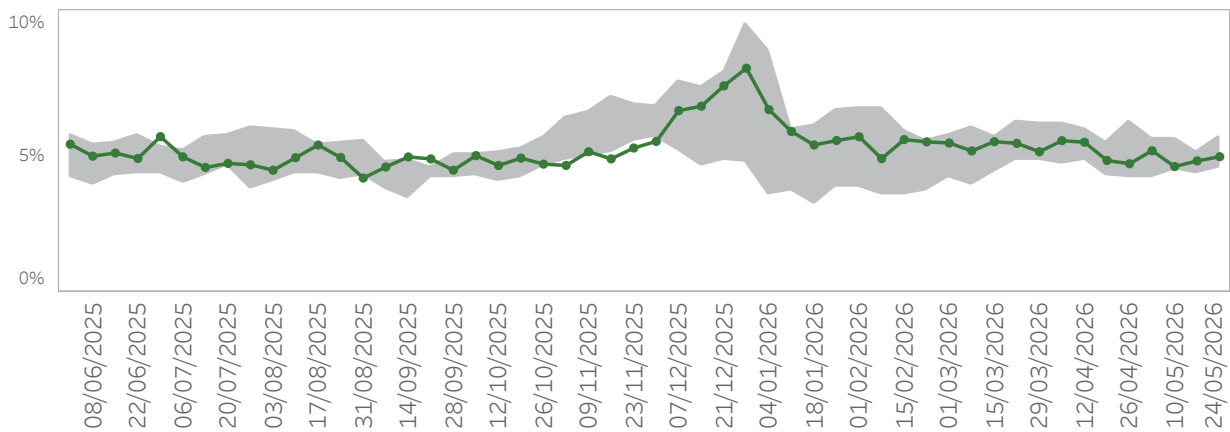
% Accessi per ATS con SINDROMI RESPIRATORIE

ATS	Settimana	2022	2023	2024	2025	2026
ATS DELLA CITTA' METROPOLITANA DI MILANO	16	10,53%	10,26%	10,30%	10,03%	8,91%
	17	10,14%	11,01%	10,81%	10,65%	8,72%
	18	9,45%	10,49%	10,48%	9,19%	8,87%
	19	9,29%	9,61%	9,73%	8,57%	8,37%
	20	8,87%	9,17%	9,69%	8,52%	8,09%
	21	8,88%	10,47%	9,98%	8,53%	8,12%
ATS DELL'INSUBRIA	16	9,92%	10,00%	9,45%	9,61%	8,37%
	17	9,60%	10,13%	10,81%	9,67%	7,26%
	18	8,80%	9,27%	10,22%	8,23%	8,02%
	19	8,94%	8,48%	9,43%	7,99%	7,40%
	20	7,84%	8,75%	9,18%	7,58%	7,17%
	21	7,61%	8,61%	9,88%	7,91%	6,60%
ATS DELLA MONTAGNA	16	10,10%	10,34%	11,61%	12,30%	9,21%
	17	9,64%	11,33%	12,87%	9,79%	10,26%
	18	9,07%	9,49%	11,26%	10,15%	9,76%
	19	8,78%	9,45%	9,02%	9,11%	9,00%
	20	8,20%	10,10%	9,98%	9,33%	7,54%
	21	8,63%	8,30%	11,57%	9,16%	8,33%
ATS DELLA BRIANZA	16	8,65%	9,52%	10,09%	10,15%	8,28%
	17	8,96%	9,65%	10,57%	10,86%	8,61%
	18	7,59%	8,96%	9,73%	9,65%	8,45%
	19	8,01%	8,42%	9,69%	8,42%	7,54%
	20	8,19%	8,15%	9,68%	7,88%	7,95%
	21	7,99%	8,64%	8,73%	8,81%	8,46%
ATS DI BERGAMO	16	8,49%	9,43%	9,75%	9,48%	7,98%
	17	8,45%	9,44%	9,78%	9,37%	8,31%
	18	8,07%	8,42%	9,48%	8,91%	8,17%
	19	8,13%	9,00%	8,97%	8,24%	7,07%
	20	8,15%	8,79%	9,44%	7,90%	7,82%
	21	7,28%	8,91%	7,92%	7,97%	7,12%
ATS DI BRESCIA	16	9,16%	10,50%	9,94%	9,51%	8,26%
	17	9,45%	10,58%	10,97%	9,65%	7,90%
	18	8,38%	9,85%	10,56%	9,31%	8,71%
	19	8,11%	9,75%	10,23%	7,89%	8,05%
	20	8,34%	9,47%	9,76%	8,92%	8,00%
	21	7,43%	9,70%	9,23%	8,02%	7,42%
ATS DELLA VAL PADANA	16	11,18%	9,90%	10,54%	10,50%	8,77%
	17	10,10%	11,42%	12,38%	11,43%	8,53%
	18	10,85%	10,67%	11,06%	10,50%	8,46%
	19	9,81%	10,48%	9,93%	9,02%	8,70%
	20	9,04%	10,26%	11,17%	9,65%	7,21%
	21	8,62%	10,94%	10,80%	8,83%	7,87%
ATS DI PAVIA	16	10,88%	11,61%	11,48%	10,49%	9,49%
	17	9,11%	11,98%	12,91%	10,62%	8,75%
	18	10,21%	12,29%	10,91%	10,36%	9,12%
	19	11,06%	10,46%	11,50%	8,73%	9,14%
	20	9,92%	12,25%	11,69%	8,79%	7,78%
	21	9,46%	11,50%	10,05%	8,55%	8,20%

Ultimo giorno di analisi: 24/05/2026

% Accessi in Pronto Soccorso con ILI

Settimana	2022	2023	2024	2025	2026
16	3,86%	3,69%	3,76%	3,61%	2,92%
17	3,39%	4,24%	4,23%	3,84%	2,91%
18	3,24%	3,93%	4,16%	3,33%	3,22%
19	3,54%	3,39%	3,80%	2,71%	2,75%
20	3,56%	3,32%	3,67%	2,82%	2,74%
21	3,39%	3,71%	3,76%	3,02%	2,82%

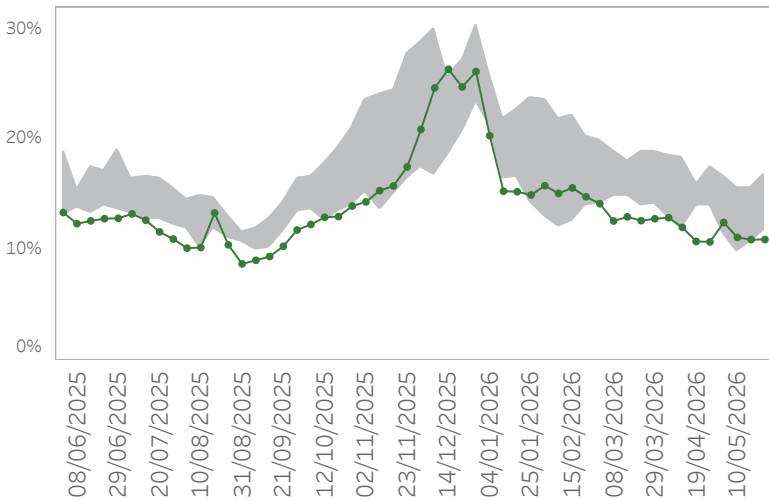
% di Ricoverati da Pronto Soccorso con ILI

Settimana	2022	2023	2024	2025	2026
16	4,28%	4,51%	5,51%	5,48%	4,86%
17	4,27%	5,11%	6,32%	5,48%	4,74%
18	4,26%	4,78%	5,63%	5,46%	5,22%
19	4,52%	4,82%	5,65%	4,54%	4,63%
20	4,82%	4,40%	5,19%	4,66%	4,84%
21	4,60%	4,94%	5,75%	5,20%	5,00%

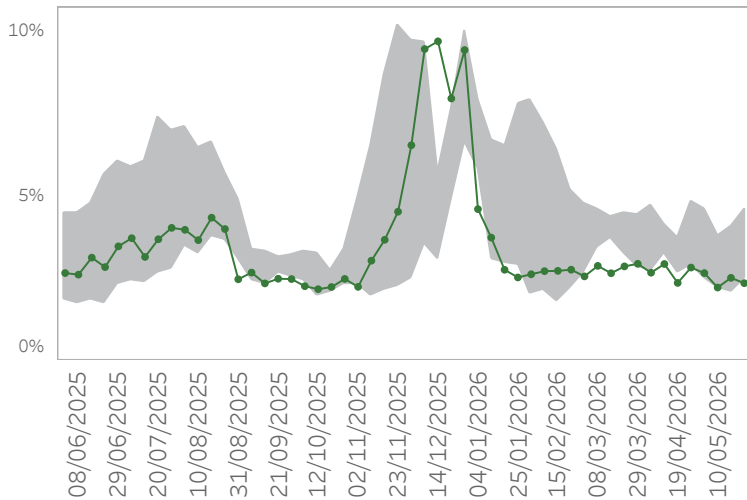
Ultimo giorno di analisi: 24/05/2026

% Accessi per fascia d'età con ILI

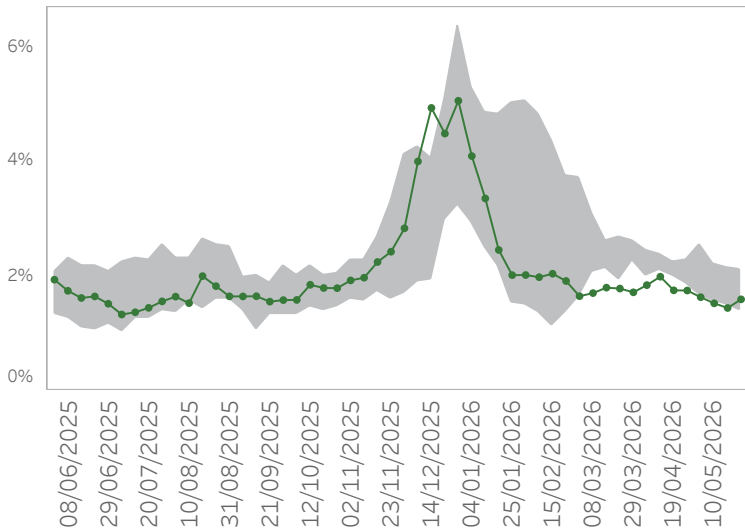
0-9



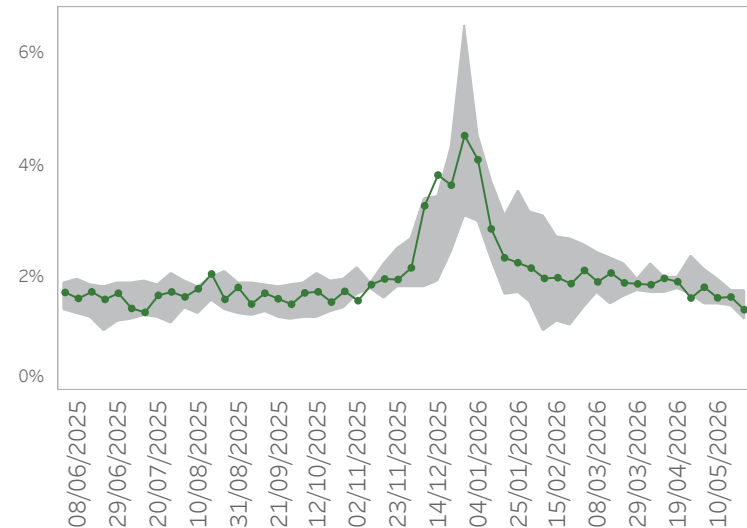
10-19



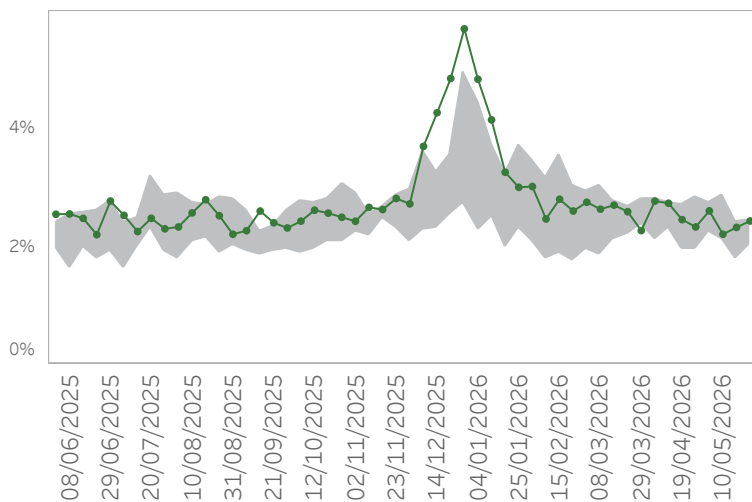
20-49



50-70



70+



Ultimo giorno di analisi: 24/05/2026

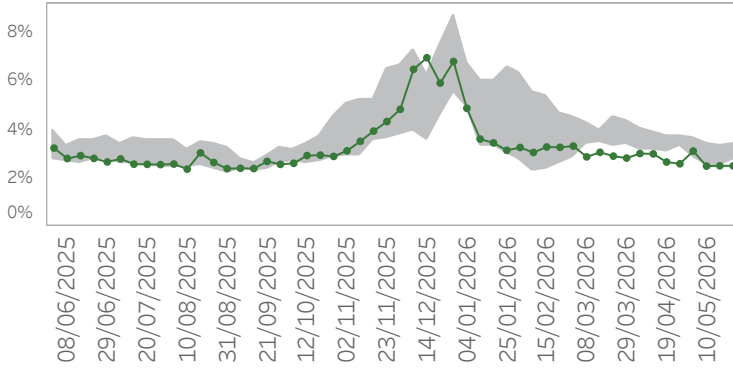
% Accessi per fascia d'età con ILI

Fascia d'età	Settimana	2022	2023	2024	2025	2026
0-9	16	15,86%	15,81%	14,30%	14,09%	10,78%
	17	14,05%	17,46%	16,32%	14,04%	10,73%
	18	14,21%	16,67%	15,41%	11,45%	12,48%
	19	15,63%	15,47%	13,67%	9,92%	11,14%
	20	15,58%	15,24%	13,98%	10,72%	10,94%
	21	15,81%	16,77%	14,32%	11,70%	10,94%
10-19	16	3,49%	2,70%	3,73%	3,24%	2,36%
	17	2,93%	3,50%	4,81%	3,42%	2,82%
	18	2,48%	2,97%	4,60%	3,37%	2,65%
	19	2,56%	2,19%	3,77%	2,45%	2,22%
	20	2,77%	2,33%	4,04%	2,11%	2,51%
	21	2,93%	2,52%	4,60%	2,89%	2,35%
20-49	16	2,22%	2,00%	2,16%	2,23%	1,75%
	17	1,87%	1,92%	2,24%	2,26%	1,75%
	18	1,66%	1,82%	2,53%	1,99%	1,63%
	19	1,56%	1,70%	2,20%	1,83%	1,52%
	20	1,49%	1,63%	2,15%	1,76%	1,44%
	21	1,39%	1,52%	2,10%	1,70%	1,59%
50-70	16	2,00%	1,80%	1,98%	1,97%	1,94%
	17	1,70%	1,89%	2,00%	2,39%	1,65%
	18	1,62%	1,54%	2,14%	2,15%	1,84%
	19	1,61%	1,54%	1,97%	1,61%	1,65%
	20	1,60%	1,50%	1,75%	1,78%	1,67%
	21	1,25%	1,54%	1,77%	1,63%	1,44%
70+	16	2,29%	1,97%	2,37%	2,70%	2,45%
	17	1,97%	2,45%	2,57%	2,84%	2,33%
	18	2,24%	2,41%	2,43%	2,74%	2,60%
	19	2,26%	2,10%	2,87%	2,25%	2,20%
	20	2,18%	1,80%	2,41%	2,19%	2,32%
	21	2,03%	2,19%	2,38%	2,45%	2,43%

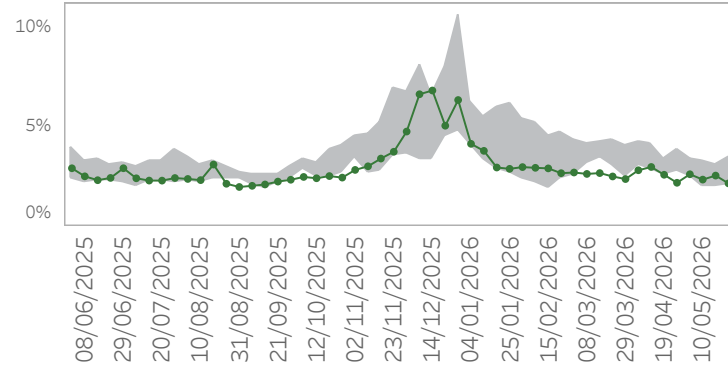
Ultimo giorno di analisi: 24/05/2026

% Accessi per ATS con ILI

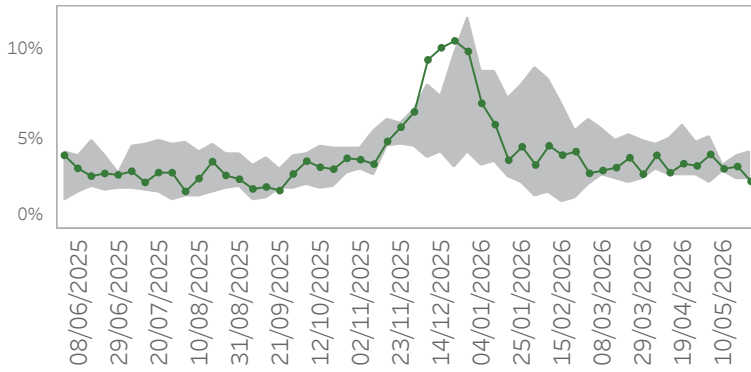
ATS della città Metropolitana di Milano



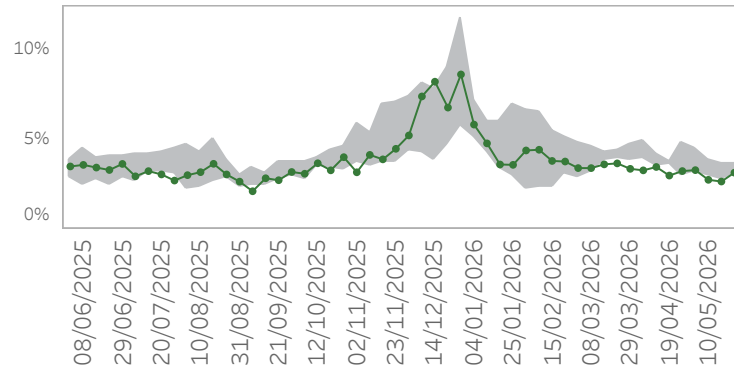
ATS dell'Insubria



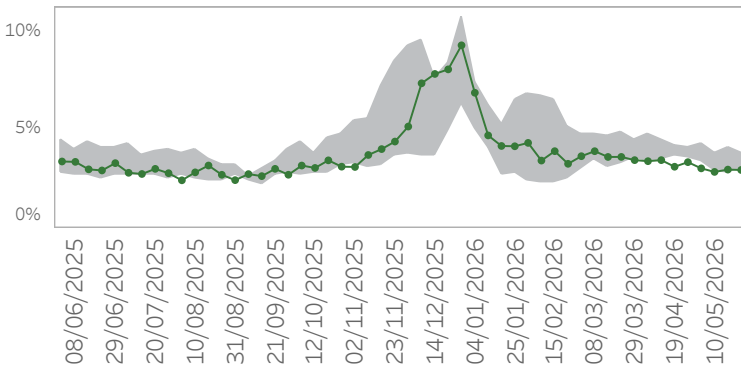
ATS della Montagna



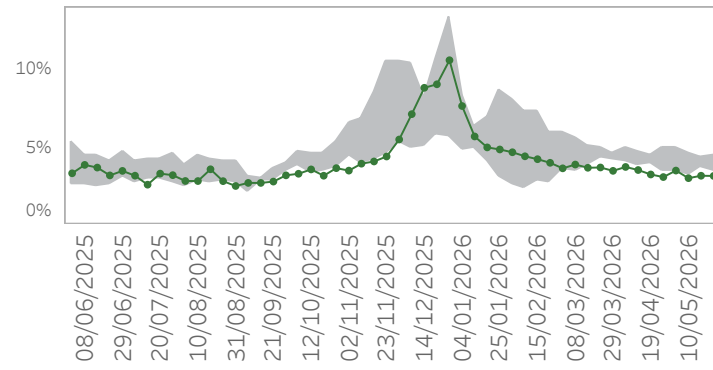
ATS della Brianza



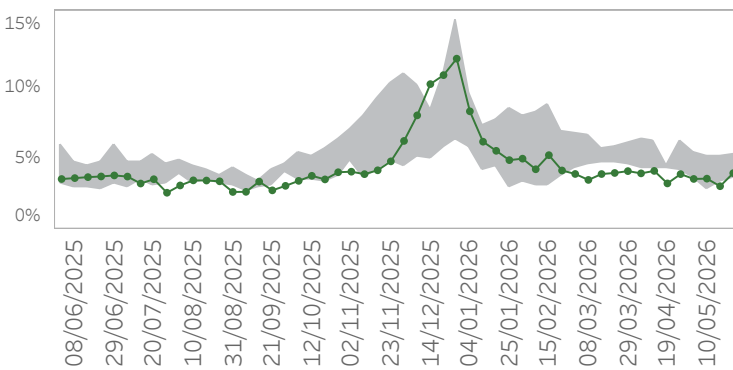
ATS di Bergamo



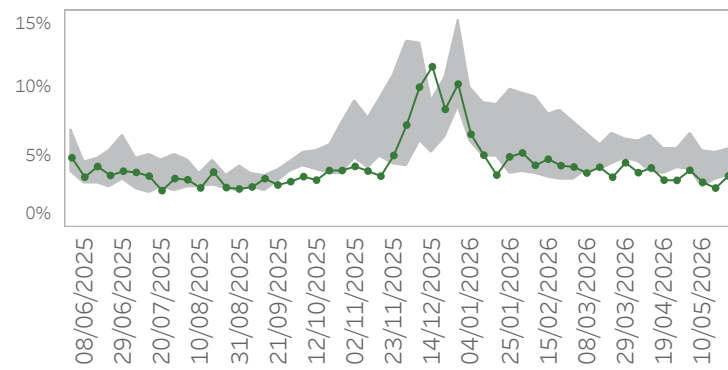
ATS di Brescia



ATS della Val Padana



ATS di Pavia

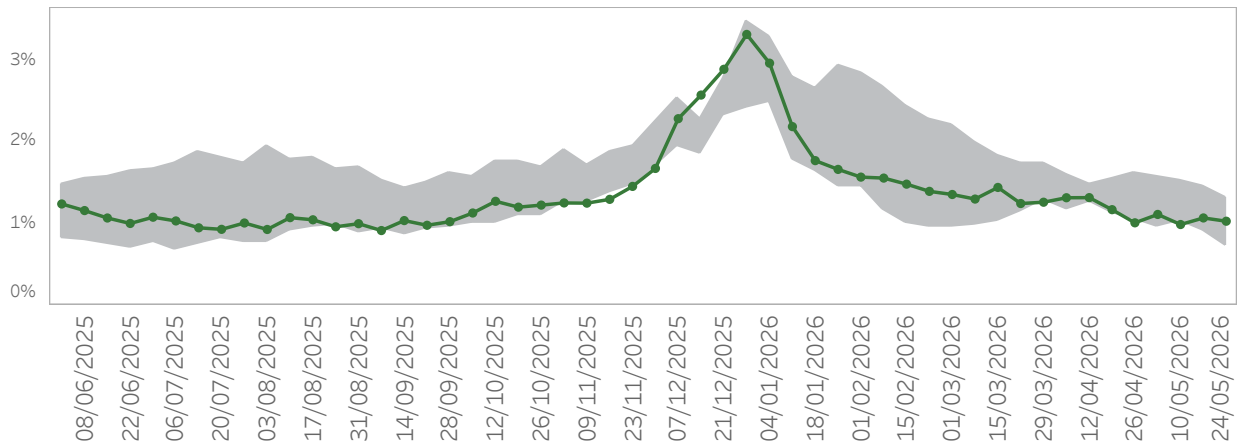


Ultimo giorno di analisi: 24/05/2026

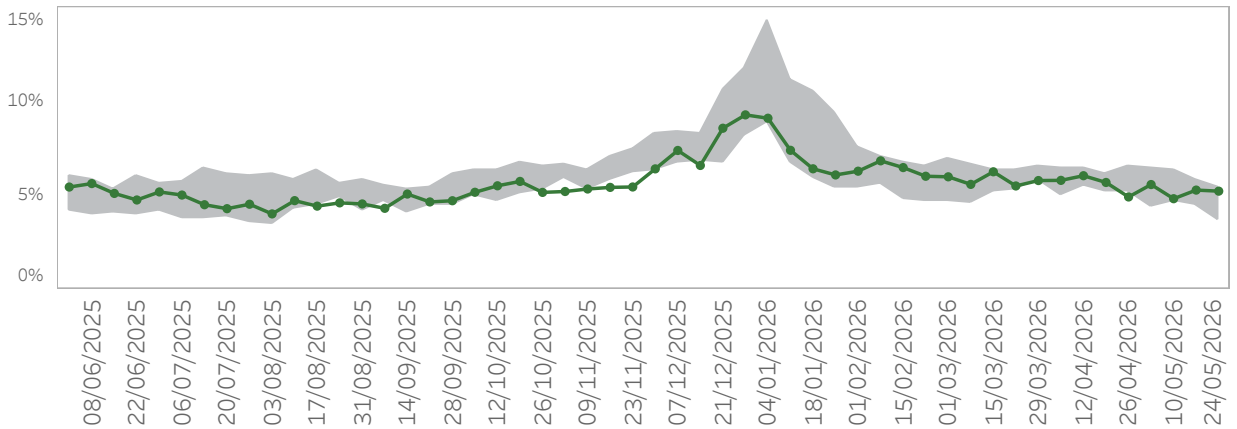
% Accessi per ATS con ILI

ATS	Settimana	2022	2023	2024	2025	2026
ATS DELLA CITTA' METROPOLITANA DI MILANO	16	3,76%	3,11%	3,42%	3,34%	2,66%
	17	3,32%	3,65%	3,75%	3,75%	2,59%
	18	2,86%	3,37%	3,67%	3,14%	3,11%
	19	3,27%	2,70%	3,38%	2,55%	2,49%
	20	3,32%	2,69%	3,17%	2,57%	2,50%
	21	3,22%	3,31%	3,39%	2,76%	2,50%
ATS DELL'INSUBRIA	16	3,24%	3,35%	2,64%	3,13%	2,58%
	17	2,82%	3,61%	3,80%	3,14%	2,18%
	18	2,48%	3,10%	3,34%	2,73%	2,61%
	19	2,62%	2,61%	3,26%	2,06%	2,34%
	20	2,91%	2,47%	3,05%	2,00%	2,54%
	21	3,01%	2,78%	3,48%	2,12%	2,15%
ATS DELLA MONTAGNA	16	2,94%	3,13%	5,77%	4,77%	3,62%
	17	2,95%	3,51%	4,76%	3,45%	3,49%
	18	2,77%	2,54%	5,06%	4,52%	4,13%
	19	3,14%	3,55%	3,54%	3,38%	3,33%
	20	2,90%	2,72%	4,06%	3,06%	3,46%
	21	2,74%	3,91%	4,22%	3,63%	2,64%
ATS DELLA BRIANZA	16	3,75%	3,57%	3,62%	3,63%	2,95%
	17	2,92%	4,61%	4,79%	4,38%	3,20%
	18	3,16%	3,97%	4,43%	3,13%	3,25%
	19	3,11%	3,10%	3,85%	2,94%	2,72%
	20	3,56%	3,34%	3,57%	2,76%	2,62%
	21	3,19%	3,23%	3,60%	3,07%	3,11%
ATS DI BERGAMO	16	4,14%	4,17%	3,77%	3,69%	3,11%
	17	3,62%	4,05%	3,76%	3,54%	3,34%
	18	3,35%	4,21%	4,03%	3,48%	3,03%
	19	3,80%	3,60%	3,65%	2,88%	2,85%
	20	4,04%	3,13%	3,41%	2,85%	2,97%
	21	3,70%	3,79%	3,59%	3,09%	2,95%
ATS DI BRESCIA	16	3,99%	4,24%	4,42%	3,92%	3,24%
	17	3,49%	4,56%	5,00%	4,05%	3,07%
	18	3,76%	4,32%	4,94%	3,49%	3,49%
	19	3,61%	4,19%	4,55%	3,21%	3,00%
	20	3,76%	4,25%	4,39%	3,80%	3,15%
	21	3,45%	4,20%	4,47%	3,73%	3,14%
ATS DELLA VAL PADANA	16	4,45%	4,34%	4,38%	4,32%	3,26%
	17	4,27%	6,21%	4,84%	4,44%	3,92%
	18	4,66%	5,39%	5,27%	3,71%	3,58%
	19	5,14%	5,14%	5,00%	2,79%	3,60%
	20	4,57%	5,04%	5,19%	3,38%	3,06%
	21	4,20%	5,34%	4,44%	3,67%	3,99%
ATS DI PAVIA	16	5,04%	5,64%	5,26%	3,85%	3,39%
	17	4,30%	5,64%	5,16%	4,59%	3,37%
	18	4,12%	6,70%	5,17%	4,41%	4,09%
	19	5,43%	5,50%	4,71%	2,88%	3,23%
	20	4,30%	5,33%	5,09%	3,37%	2,82%
	21	4,21%	5,59%	4,67%	3,69%	3,69%

Ultimo giorno di analisi: 24/05/2026

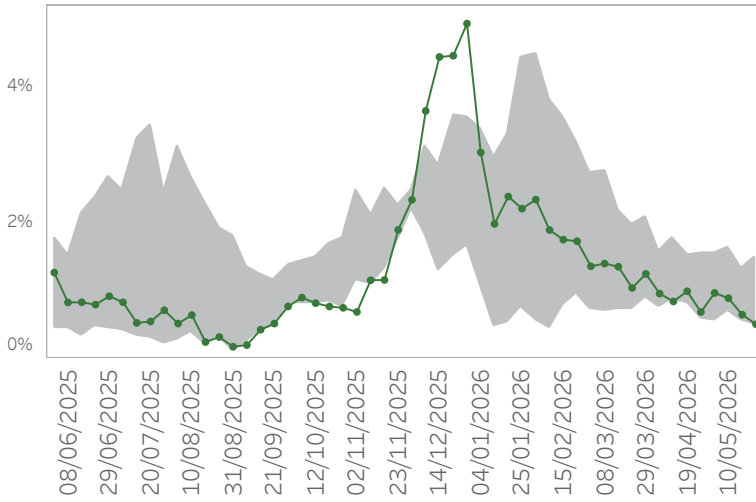
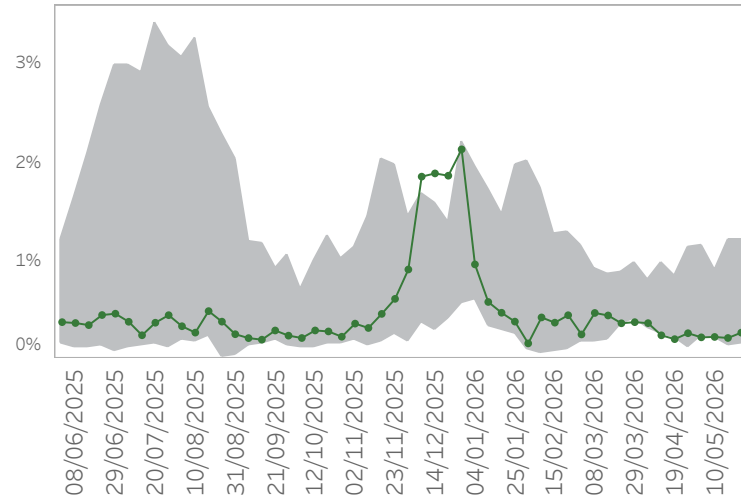
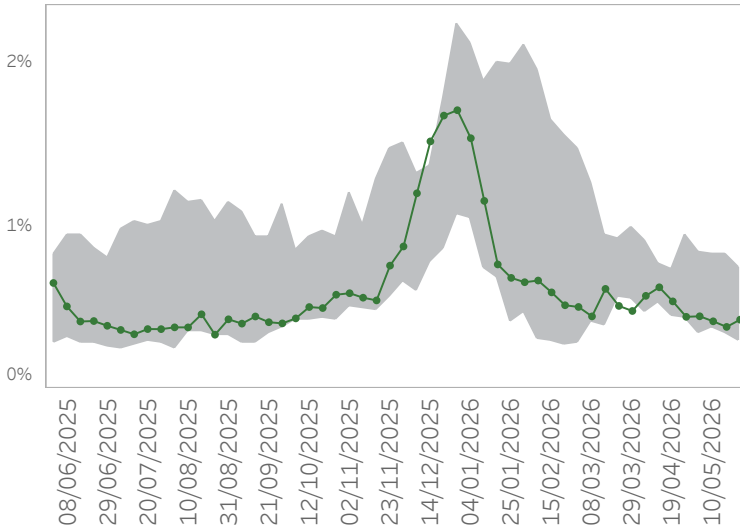
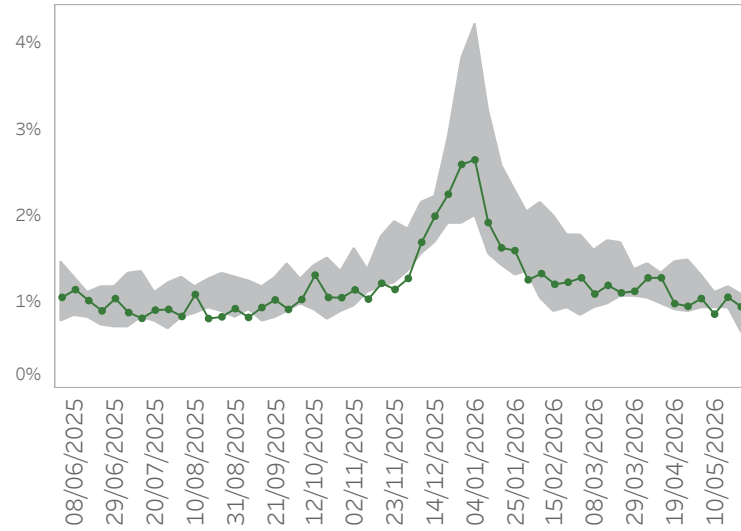
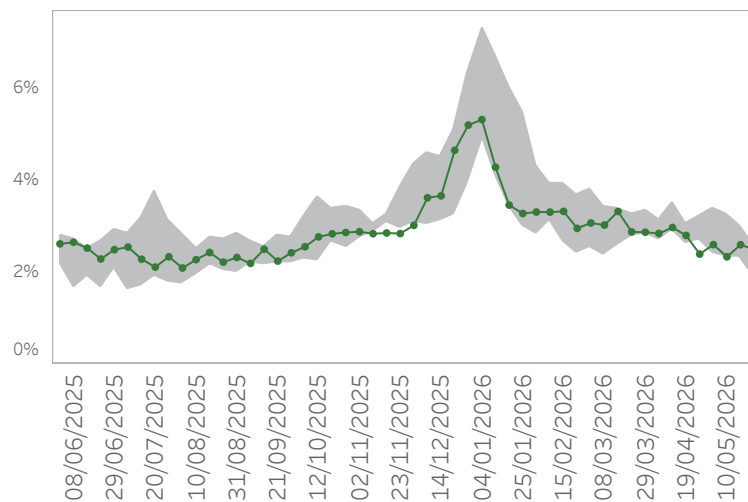
% Accessi in Pronto Soccorso con POLMONITI

Settimana	2022	2023	2024	2025	2026
16	1,12%	1,20%	1,34%	1,53%	1,17%
17	1,06%	1,15%	1,58%	1,62%	1,01%
18	0,96%	1,07%	1,56%	1,51%	1,11%
19	1,03%	1,03%	1,51%	1,12%	0,98%
20	0,91%	0,98%	1,46%	1,17%	1,06%
21	0,72%	0,91%	1,31%	1,18%	1,02%

% di Ricoverati da Pronto Soccorso con POLMONITI

Settimana	2022	2023	2024	2025	2026
16	5,17%	5,85%	5,61%	6,10%	5,69%
17	5,22%	5,39%	6,55%	6,21%	4,92%
18	4,41%	5,00%	6,42%	6,33%	5,58%
19	4,94%	4,70%	6,34%	4,84%	4,82%
20	4,55%	4,45%	5,81%	4,91%	5,28%
21	3,69%	4,59%	5,38%	5,14%	5,23%

Ultimo giorno di analisi: 24/05/2026

% Accessi per fascia d'età con POLMONITI**0-9****10-19****20-49****50-70****70+**

Ultimo giorno di analisi: 24/05/2026

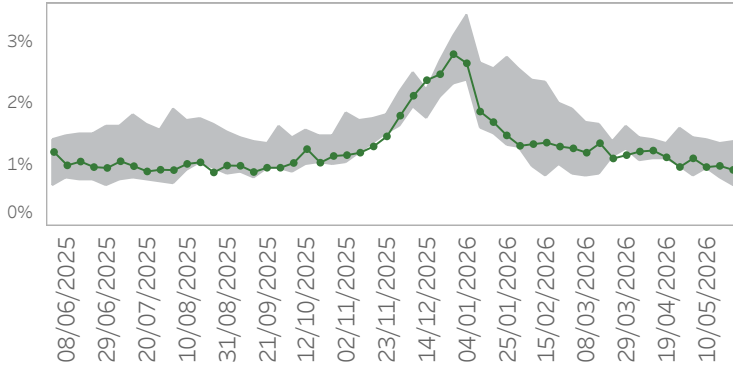
% Accessi per fascia d'età con POLMONITI

Fascia d'età	Settimana	2022	2023	2024	2025	2026
0-9	16	0,83%	0,85%	1,39%	1,53%	0,99%
	17	0,60%	0,76%	1,56%	1,48%	0,69%
	18	0,57%	0,66%	1,54%	0,85%	0,97%
	19	0,70%	1,00%	1,64%	0,69%	0,89%
	20	0,58%	0,62%	1,32%	0,71%	0,65%
	21	0,51%	0,83%	1,48%	0,98%	0,51%
10-19	16	0,23%	0,22%	0,84%	0,67%	0,20%
	17	0,29%	0,11%	1,13%	0,58%	0,26%
	18	0,23%	0,22%	1,16%	0,63%	0,22%
	19	0,21%	0,30%	0,89%	0,41%	0,22%
	20	0,24%	0,14%	1,22%	0,32%	0,21%
	21	0,15%	0,28%	1,21%	0,46%	0,27%
20-49	16	0,44%	0,51%	0,74%	0,73%	0,54%
	17	0,44%	0,45%	0,94%	0,84%	0,44%
	18	0,34%	0,41%	0,84%	0,79%	0,45%
	19	0,38%	0,47%	0,83%	0,60%	0,42%
	20	0,35%	0,42%	0,82%	0,67%	0,38%
	21	0,29%	0,32%	0,75%	0,54%	0,43%
50-70	16	0,90%	1,14%	1,24%	1,47%	0,99%
	17	0,89%	1,08%	1,25%	1,49%	0,96%
	18	0,94%	1,03%	1,32%	1,32%	1,05%
	19	0,93%	0,95%	1,11%	1,02%	0,87%
	20	0,92%	0,99%	1,18%	1,07%	1,06%
	21	0,64%	0,87%	1,02%	1,10%	0,95%
70+	16	2,85%	2,82%	2,62%	3,04%	2,80%
	17	2,73%	2,88%	3,06%	3,22%	2,39%
	18	2,42%	2,71%	3,08%	3,36%	2,60%
	19	2,69%	2,35%	3,25%	2,47%	2,33%
	20	2,32%	2,39%	2,98%	2,59%	2,60%
	21	1,92%	2,21%	2,48%	2,58%	2,49%

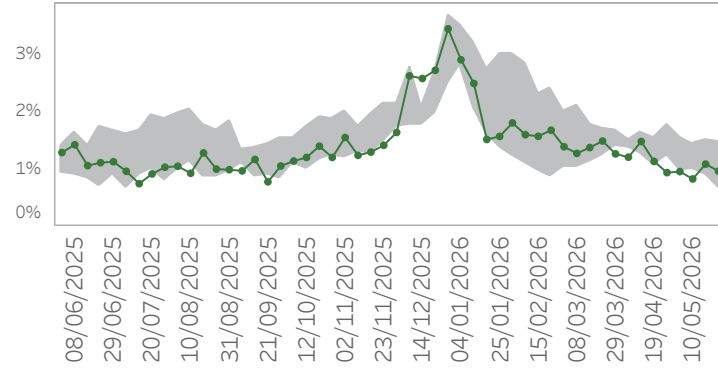
Ultimo giorno di analisi: 24/05/2026

% Accessi per ATS con POLMONITI

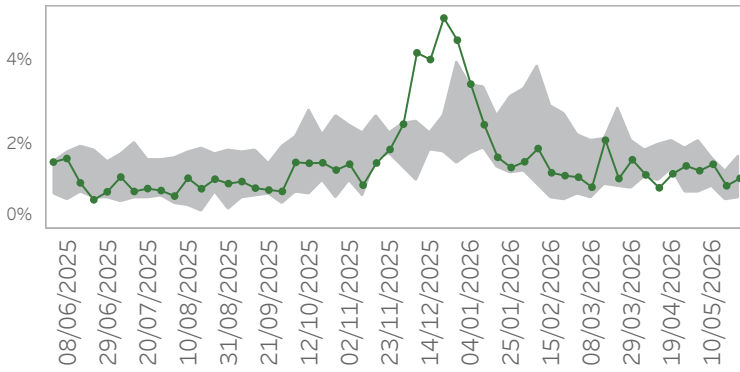
ATS della città Metropolitana di Milano



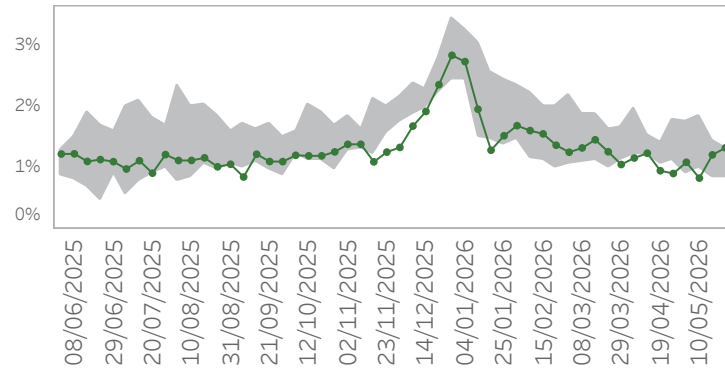
ATS dell'Insubria



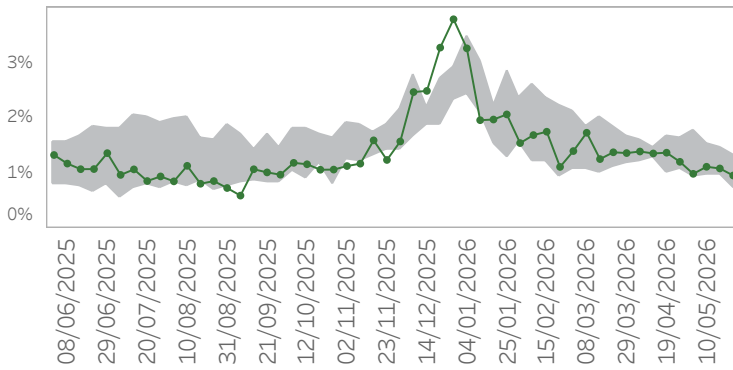
ATS della Montagna



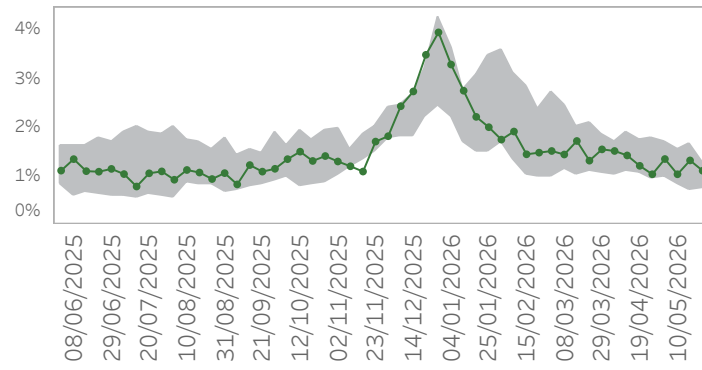
ATS della Brianza



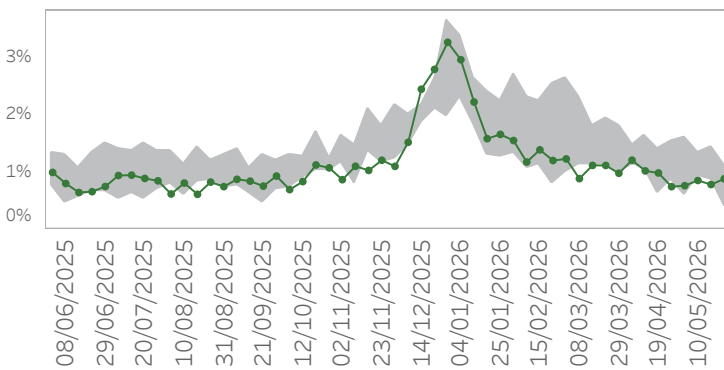
ATS di Bergamo



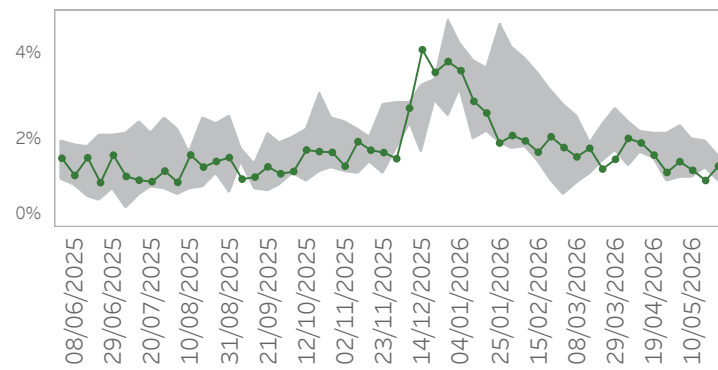
ATS di Brescia



ATS della Val Padana



ATS di Pavia



Ultimo giorno di analisi: 24/05/2026

% Accessi per ATS con POLMONITI

ATS	Settimana	2022	2023	2024	2025	2026
ATS DELLA CITTA' METROPOLITANA DI MILANO	16	1,16%	1,09%	1,29%	1,35%	1,12%
	17	0,97%	1,12%	1,43%	1,59%	0,97%
	18	0,83%	1,20%	1,42%	1,41%	1,11%
	19	0,94%	1,01%	1,39%	0,96%	0,96%
	20	0,79%	0,93%	1,33%	1,13%	0,98%
	21	0,66%	0,92%	1,37%	1,00%	0,92%
ATS DELL'INSUBRIA	16	1,05%	1,46%	1,33%	1,54%	1,13%
	17	1,38%	1,24%	1,75%	1,76%	0,94%
	18	1,08%	0,98%	1,52%	1,46%	0,95%
	19	1,32%	1,01%	1,42%	1,16%	0,82%
	20	1,04%	0,92%	1,49%	1,07%	1,08%
	21	0,66%	1,03%	1,46%	1,30%	0,96%
ATS DELLA MONTAGNA	16	1,41%	1,81%	1,71%	2,09%	1,32%
	17	0,89%	1,10%	1,92%	1,48%	1,50%
	18	0,85%	0,96%	2,12%	1,79%	1,39%
	19	1,68%	1,01%	1,65%	1,20%	1,54%
	20	0,68%	0,82%	1,38%	1,14%	1,03%
	21	0,97%	0,75%	1,75%	1,51%	1,21%
ATS DELLA BRIANZA	16	1,07%	1,18%	1,28%	1,42%	0,95%
	17	1,13%	1,28%	1,79%	1,79%	0,91%
	18	0,92%	1,14%	1,75%	1,44%	1,09%
	19	1,15%	1,08%	1,83%	0,99%	0,83%
	20	1,15%	0,84%	1,45%	1,05%	1,21%
	21	0,90%	0,85%	1,32%	1,15%	1,32%
ATS DI BERGAMO	16	1,01%	1,27%	1,18%	1,65%	1,37%
	17	1,22%	1,09%	1,28%	1,63%	1,21%
	18	1,24%	0,94%	1,40%	1,79%	0,99%
	19	0,98%	1,12%	1,52%	1,38%	1,12%
	20	0,98%	1,16%	1,47%	1,44%	1,09%
	21	0,74%	0,84%	1,07%	1,33%	0,96%
ATS DI BRESCIA	16	1,04%	1,20%	1,53%	1,74%	1,21%
	17	0,96%	1,23%	1,76%	1,34%	1,03%
	18	0,98%	1,13%	1,68%	1,39%	1,35%
	19	0,82%	1,02%	1,55%	1,35%	1,03%
	20	0,71%	0,98%	1,64%	1,28%	1,32%
	21	0,77%	0,81%	1,17%	1,27%	1,11%
ATS DELLA VAL PADANA	16	0,97%	0,63%	1,12%	1,40%	0,98%
	17	0,92%	0,88%	1,53%	1,52%	0,74%
	18	0,75%	0,59%	1,59%	1,31%	0,76%
	19	0,93%	0,93%	1,32%	0,98%	0,85%
	20	0,96%	0,87%	1,42%	0,95%	0,78%
	21	0,41%	0,93%	0,94%	1,08%	0,88%
ATS DI PAVIA	16	1,62%	1,60%	1,79%	2,14%	1,66%
	17	1,05%	1,21%	1,84%	2,15%	1,26%
	18	1,34%	1,12%	1,89%	2,33%	1,51%
	19	1,14%	1,19%	2,01%	1,43%	1,31%
	20	1,37%	1,58%	1,97%	1,50%	1,08%
	21	1,03%	1,06%	1,61%	1,55%	1,40%