

SORVEGLIANZA ACCESSI PRONTO SOCCORSO

Nota metodologica

Il presente report mostra i dati relativi al numero di accessi settimanali nei Pronto Soccorso di Regione Lombardia; vengono riportati gli accessi totali e classificati in base alla diagnosi alla dimissione e suddivisi per fascia di età ed ATS di afferenza del Pronto Soccorso. La fonte dei dati è il flusso EUOL (Emergenze Urgenze Online).

Sulla base della diagnosi attribuita alla dimissione del Pronto Soccorso (codifica ICD-9CM) gli accessi sono stati suddivisi in:

1. Diagnosi di **sindromi respiratorie**
2. Diagnosi di **sindromi simi-influenzali (influenza-like illness, ILI)**
3. Diagnosi di **polmoniti**

Il framework utilizzato per la classificazione degli accessi è quello proposto dai Centers for Disease Control and Prevention (U.S. CDC), integrato con i codici relativi al COVID-19.

Si sottolinea inoltre che il flusso EUOL proveniente dai Pronto Soccorso dell'ATS PAVIA – Fondazione IRCCS Policlinico San Matteo, ASST PAVIA (Ospedale di Voghera e Vigevano) – presentano alcuni dati mancanti per le settimane n° 29-49 del 2023, pertanto i grafici relativi agli accessi suddivisi per ATS mostrano una flessione nel numero di accessi relativamente al periodo indicato.

Grafici rappresentati

Nei grafici la linea **verde** (denominata "Valore Attuale") mostra il dato relativo alla settimana riportata sull'asse x. L'area in **grigio** rappresenta i valori relativi alla stessa settimana nei 4 anni precedenti ordinati dal minimo al massimo.

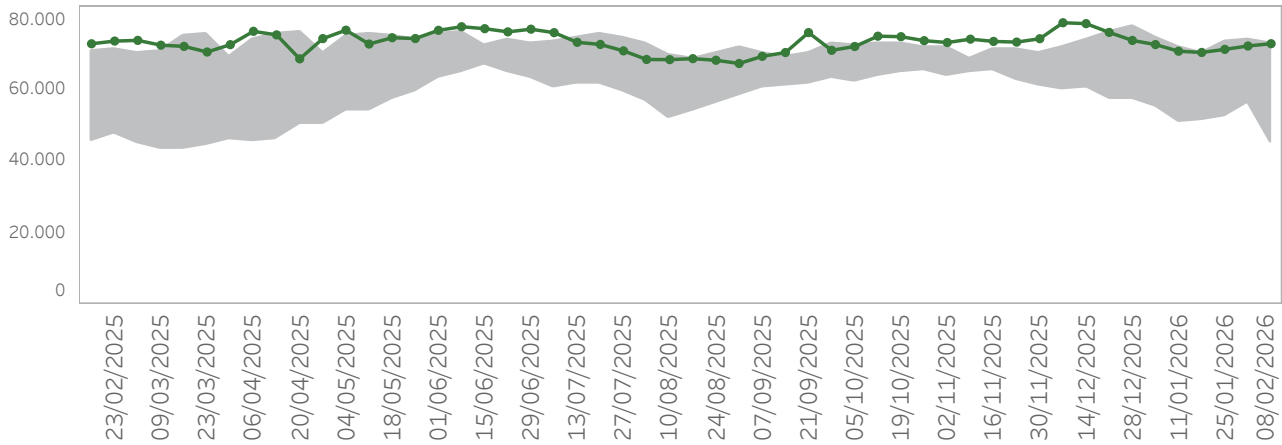
Codifica delle settimane rappresentate:

Settimana	Inizio	Fine
1	29/12/2025	04/01/2026
2	05/01/2026	11/01/2026
3	12/01/2026	18/01/2026
4	19/01/2026	25/01/2026
5	26/01/2026	01/02/2026
6	02/02/2026	08/02/2026

1. ACCESSI TOTALI

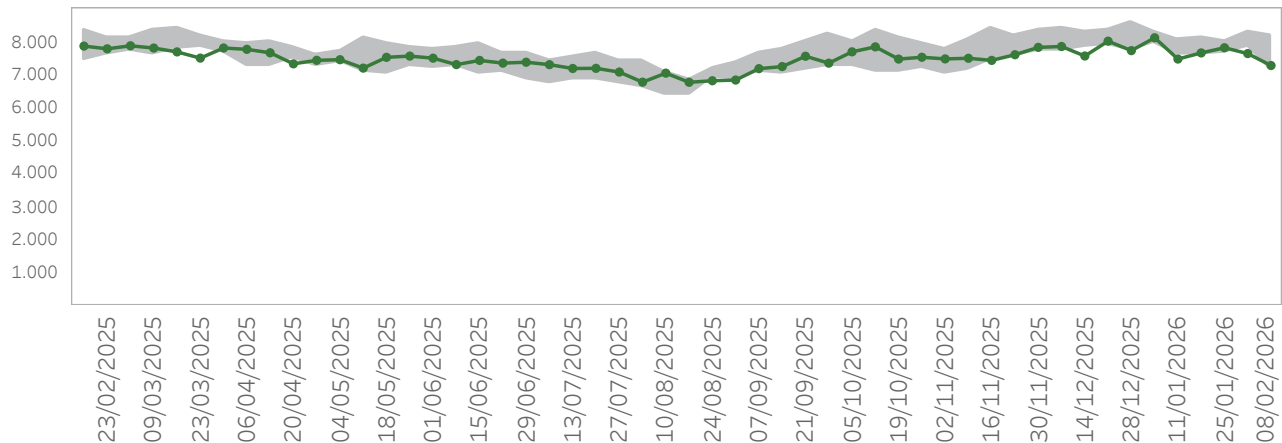
Ultimo giorno di analisi: 08/02/2026

Accessi Totali in Pronto Soccorso



Settimana	2022	2023	2024	2025	2026
1	54.929	65.074	68.742	74.214	72.529
2	51.000	62.449	63.644	71.977	70.678
3	51.499	61.739	64.609	70.241	70.333
4	52.309	63.222	66.957	73.229	71.189
5	56.315	66.040	69.035	73.893	72.137
6	58.052	65.127	71.266	72.790	72.776

Ricoveri Totali da Pronto Soccorso

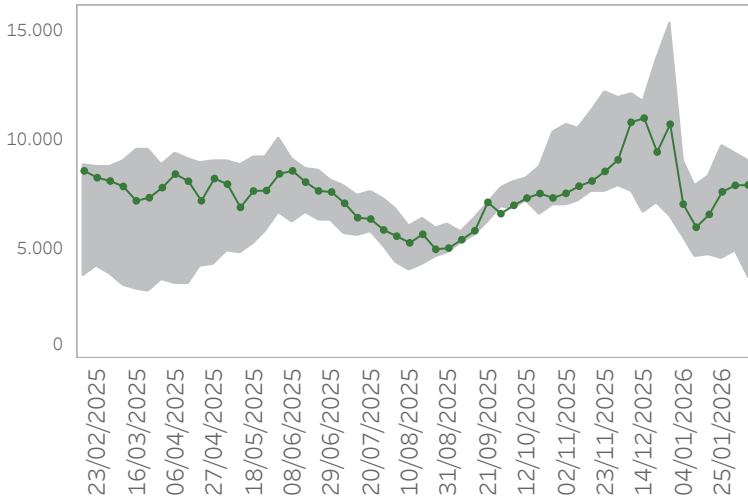


Settimana	2022	2023	2024	2025	2026
1	7.990	8.351	8.213	8.103	8.151
2	7.849	8.097	7.656	7.700	7.505
3	7.634	8.158	7.893	7.715	7.691
4	7.722	7.988	7.802	8.027	7.848
5	7.985	8.331	7.870	7.919	7.671
6	7.754	8.234	8.062	7.895	7.308

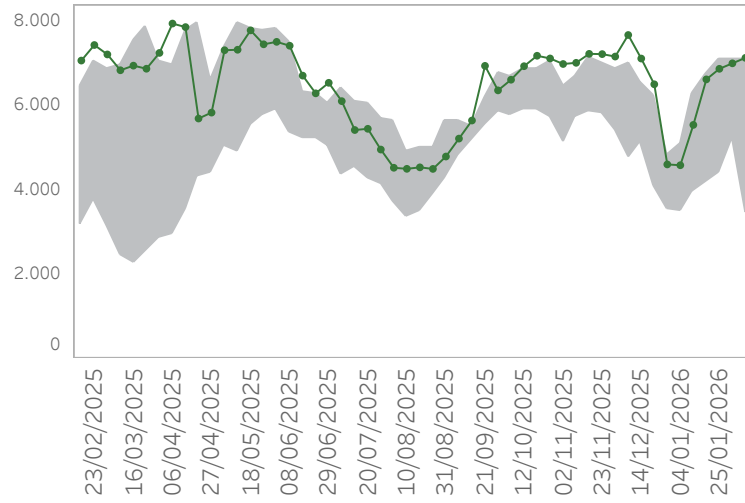
Ultimo giorno di analisi: 08/02/2026

Accessi Totali per fascia d'età

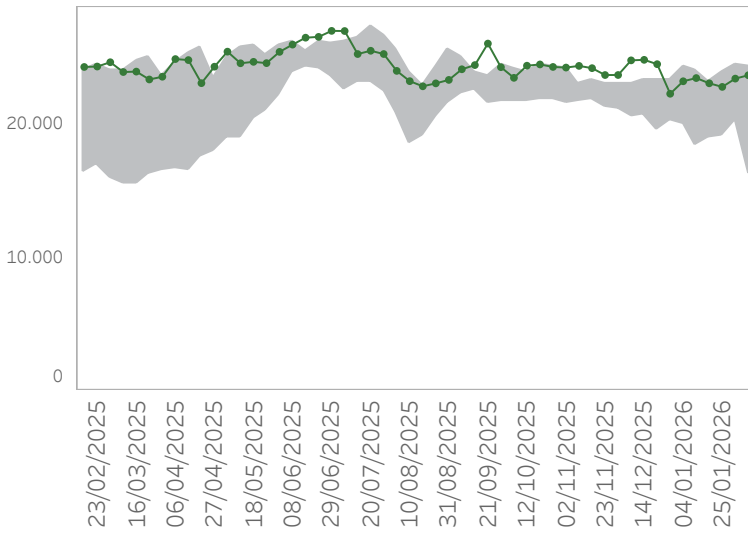
0-9



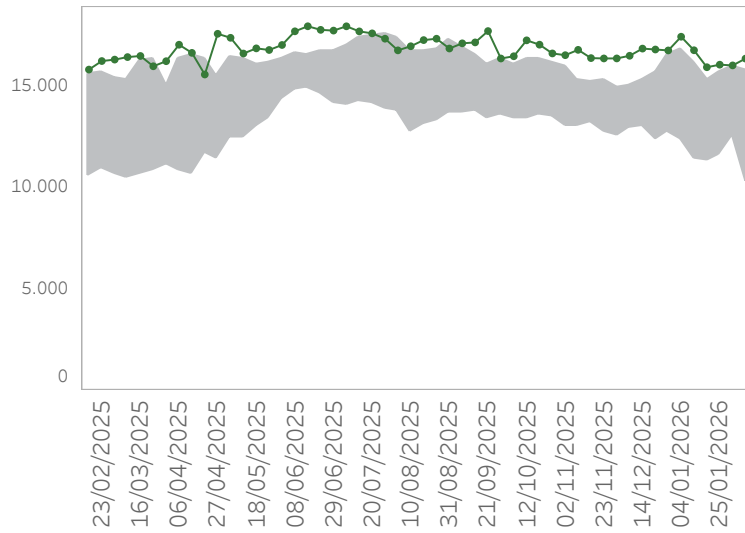
10-19



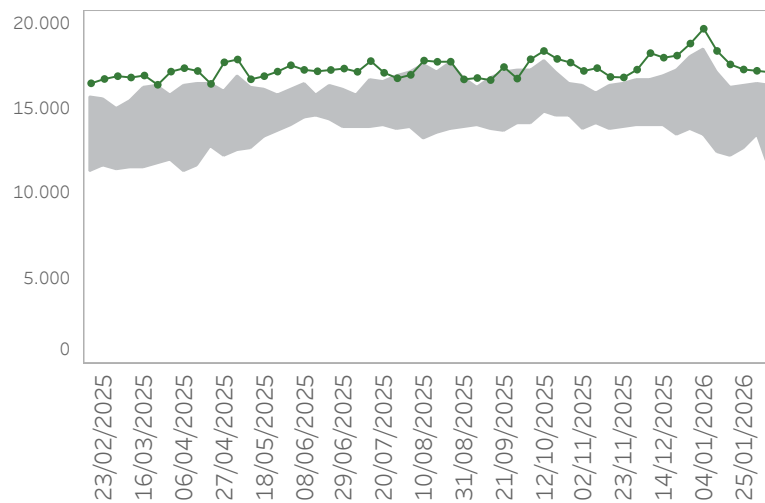
20-49



50-70



70+



Ultimo giorno di analisi: 08/02/2026

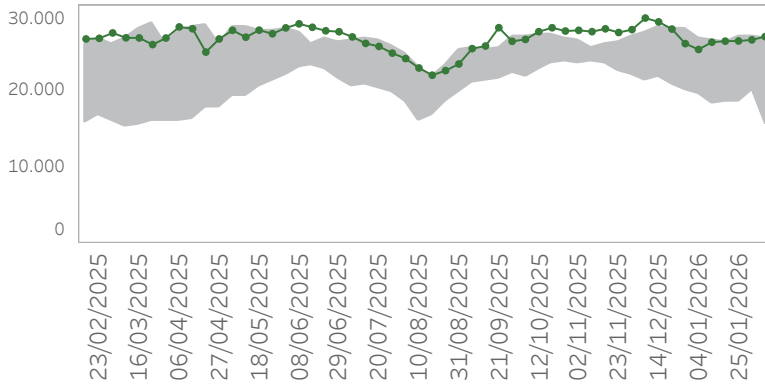
Accessi Totali per fascia d'età

Fascia d'età	Settimana	2022	2023	2024	2025	2026
0-9	1	5.494	7.546	8.471	8.975	7.058
	2	4.652	6.392	6.401	7.851	6.003
	3	4.765	7.069	6.933	8.347	6.587
	4	4.540	7.881	7.669	9.711	7.618
	5	4.860	8.444	8.200	9.410	7.913
	6	5.216	8.455	8.512	9.049	7.930
10-19	1	3.490	4.164	4.303	5.061	4.579
	2	3.933	5.412	5.481	6.254	5.533
	3	4.160	5.736	6.044	6.732	6.610
	4	4.402	5.884	6.383	7.074	6.860
	5	5.208	6.317	6.648	7.075	6.990
	6	5.593	6.204	6.850	7.094	7.119
20-49	1	20.106	21.885	23.383	24.418	23.294
	2	18.535	21.525	21.971	24.184	23.535
	3	18.994	20.948	22.014	23.212	23.141
	4	19.173	21.310	22.933	23.925	22.870
	5	20.321	21.937	23.595	24.544	23.494
	6	20.904	21.874	24.334	24.159	23.747
50-70	1	12.426	15.059	15.960	16.870	17.458
	2	11.479	13.890	14.501	16.148	16.791
	3	11.377	13.449	14.483	15.340	15.954
	4	11.593	13.480	14.486	15.713	16.079
	5	12.543	14.205	14.839	15.990	16.044
	6	12.955	13.675	15.229	15.753	16.379
70+	1	13.394	16.405	16.417	18.478	19.712
	2	12.391	15.220	15.135	17.158	18.407
	3	12.192	14.530	14.910	16.207	17.614
	4	12.588	14.653	15.275	16.401	17.316
	5	13.368	15.121	15.503	16.434	17.239
	6	13.370	14.905	16.128	16.313	17.151

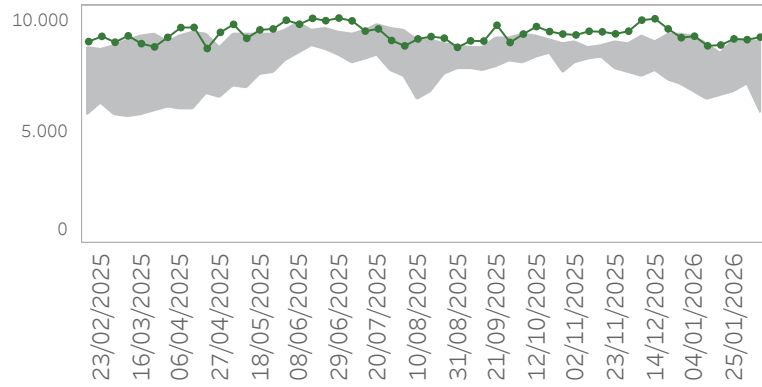
Ultimo giorno di analisi: 08/02/2026

Accessi Totali per ATS

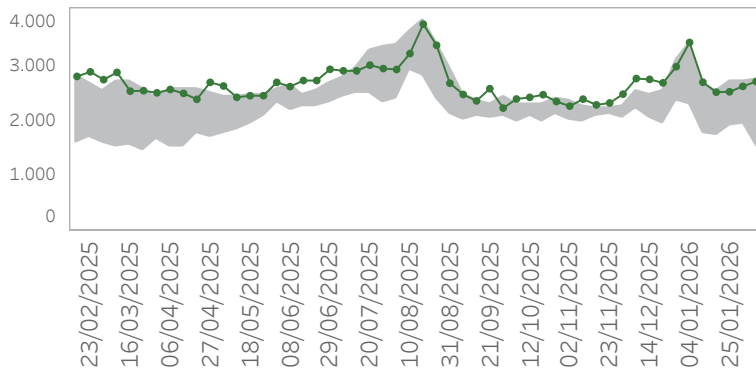
ATS della città Metropolitana di Milano



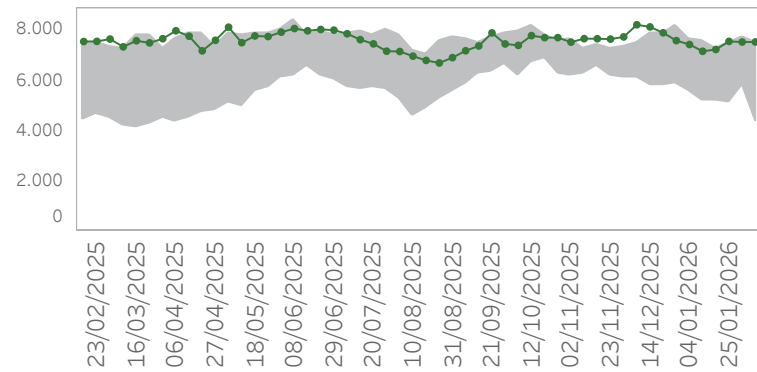
ATS dell'Insubria



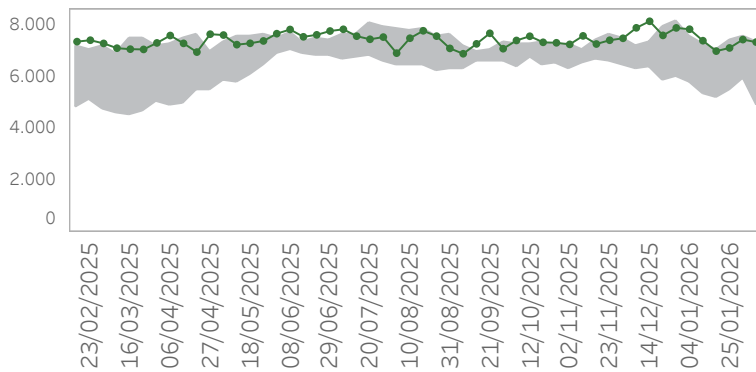
ATS della Montagna



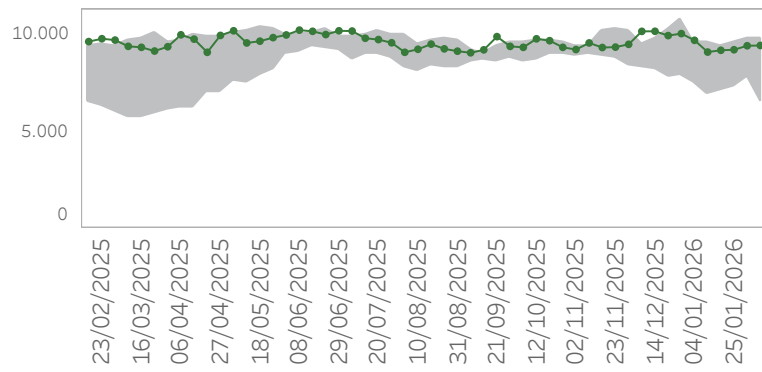
ATS della Brianza



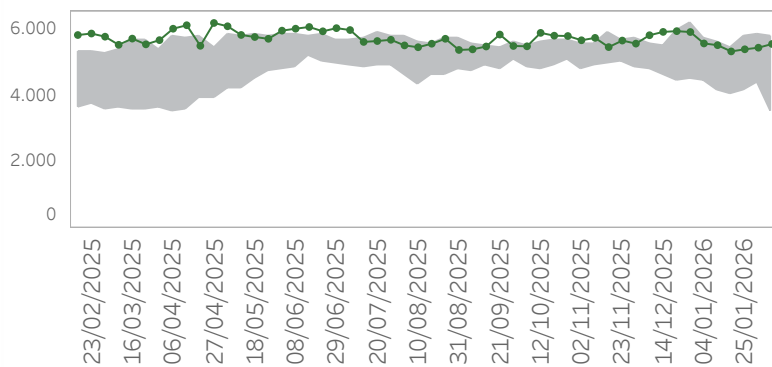
ATS di Bergamo



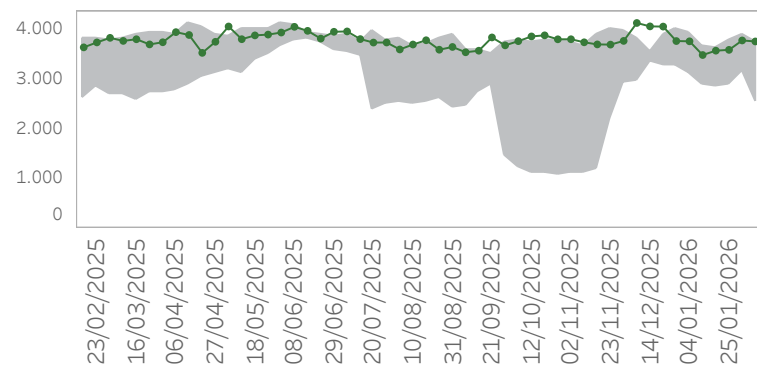
ATS di Brescia



ATS della Val Padana



ATS di Pavia



Ultimo giorno di analisi: 08/02/2026

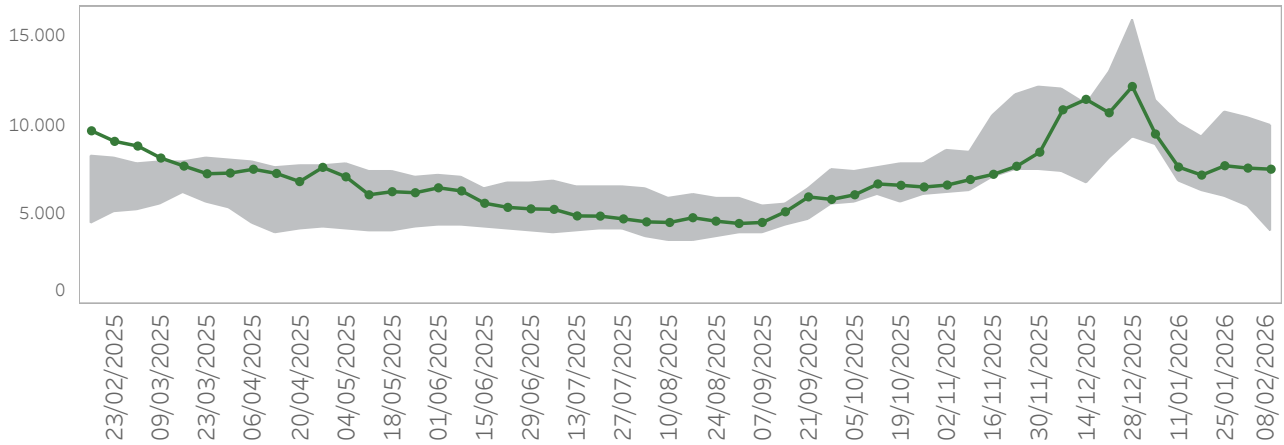
Accessi Totali per ATS

ATS	Settimana	2022	2023	2024	2025	2026
ATS DELLA CITTA' METROPOLITANA DI MILANO	1	19.501	22.681	25.165	26.941	25.442
	2	18.286	22.587	24.142	26.671	26.393
	3	18.632	22.344	24.150	26.435	26.531
	4	18.565	22.252	24.951	27.229	26.552
	5	20.074	23.684	25.783	27.191	26.697
	6	20.794	23.047	26.804	26.761	27.122
ATS DELL'INSUBRIA	1	6.799	8.276	8.120	9.283	9.325
	2	6.430	7.981	7.537	8.940	8.893
	3	6.624	7.766	7.955	8.509	8.930
	4	6.780	8.154	8.424	9.101	9.205
	5	7.169	8.611	8.754	9.141	9.170
	6	7.371	8.376	8.634	9.080	9.284
ATS DELLA MONTAGNA	1	2.287	2.714	2.948	3.422	3.421
	2	1.765	2.129	2.318	2.638	2.699
	3	1.736	2.138	2.354	2.531	2.519
	4	1.927	2.218	2.575	2.715	2.526
	5	1.963	2.160	2.640	2.724	2.624
	6	1.942	2.476	2.714	2.737	2.712
ATS DELLA BRIANZA	1	5.562	6.767	7.074	7.648	7.437
	2	5.183	6.517	6.525	7.569	7.167
	3	5.217	6.374	6.804	7.281	7.238
	4	5.141	6.643	6.961	7.523	7.561
	5	5.834	7.012	7.078	7.732	7.536
	6	5.852	6.876	7.441	7.517	7.538
ATS DI BERGAMO	1	5.768	6.738	7.109	7.592	7.843
	2	5.325	6.127	6.444	7.288	7.400
	3	5.221	6.328	6.503	7.009	6.998
	4	5.506	6.667	6.696	7.437	7.120
	5	5.896	6.864	6.960	7.572	7.443
	6	6.111	7.015	6.993	7.328	7.346
ATS DI BRESCIA	1	7.502	9.065	9.379	9.686	9.745
	2	6.994	8.799	8.642	9.613	9.136
	3	7.156	8.544	8.603	9.401	9.228
	4	7.330	9.016	9.042	9.685	9.256
	5	7.857	9.202	9.186	9.807	9.462
	6	8.142	8.920	9.604	9.822	9.477
ATS DELLA VAL PADANA	1	4.423	5.239	5.387	5.747	5.577
	2	4.138	4.956	4.852	5.617	5.525
	3	4.065	4.951	5.039	5.460	5.337
	4	4.177	4.837	4.962	5.783	5.401
	5	4.371	4.957	5.229	5.841	5.449
	6	4.722	4.859	5.396	5.810	5.561
ATS DI PAVIA	1	3.087	3.594	3.560	3.895	3.739
	2	2.879	3.353	3.184	3.641	3.465
	3	2.848	3.294	3.201	3.615	3.552
	4	2.883	3.435	3.346	3.756	3.568
	5	3.151	3.550	3.405	3.885	3.756
	6	3.118	3.558	3.680	3.735	3.736

2. ACCESSI PER SINDROME

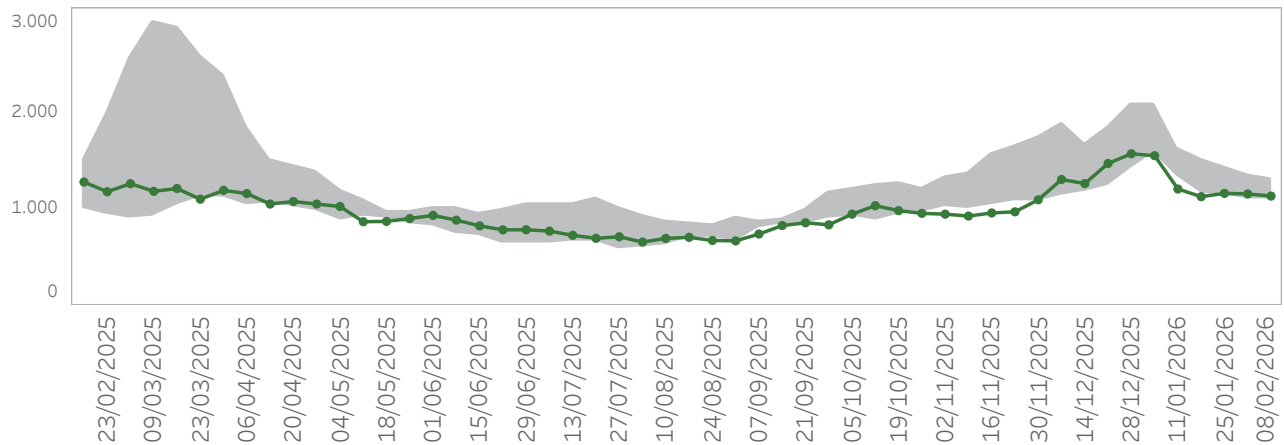
Ultimo giorno di analisi: 08/02/2026

Accessi in Pronto Soccorso con SINDROMI RESPIRATORIE



Settimana	2022	2023	2024	2025	2026
1	8.846	9.824	10.796	11.378	9.515
2	6.905	7.363	7.408	10.051	7.669
3	6.327	7.348	6.894	9.352	7.219
4	6.055	7.510	7.033	10.709	7.743
5	5.420	7.930	7.458	10.433	7.610
6	5.188	7.657	7.741	10.015	7.549

Ricoveri da Pronto Soccorso con SINDROMI RESPIRATORIE

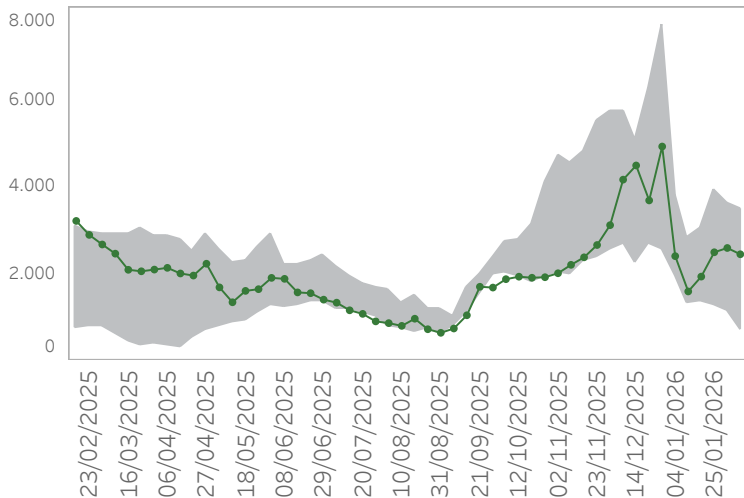


Settimana	2022	2023	2024	2025	2026
1	2.081	1.903	1.967	1.581	1.547
2	1.617	1.429	1.348	1.361	1.204
3	1.495	1.426	1.157	1.265	1.125
4	1.433	1.303	1.148	1.375	1.159
5	1.273	1.339	1.103	1.308	1.153
6	1.104	1.259	1.211	1.311	1.131

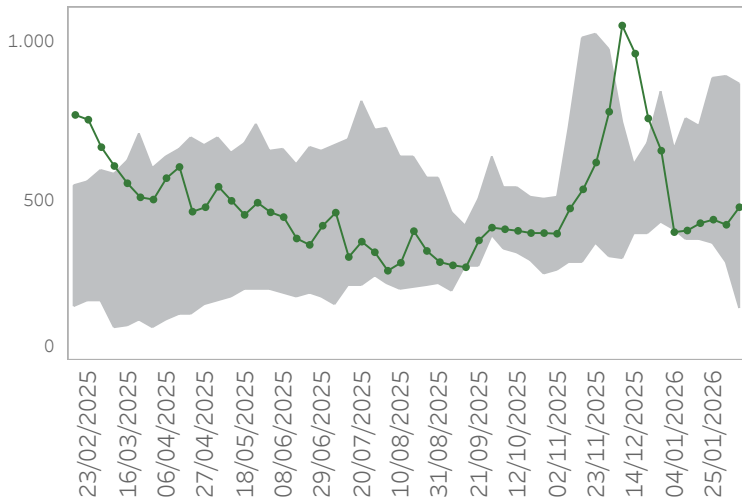
Ultimo giorno di analisi: 08/02/2026

Accessi per fascia d'età con SINDROMI RESPIRATORIE

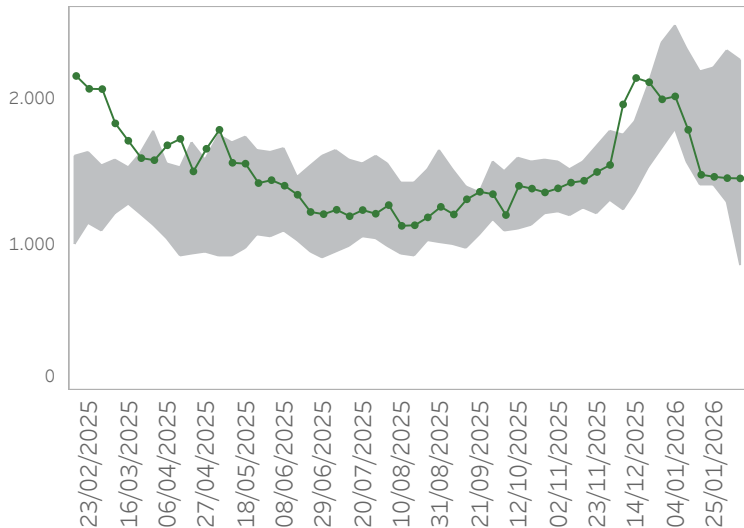
0-9



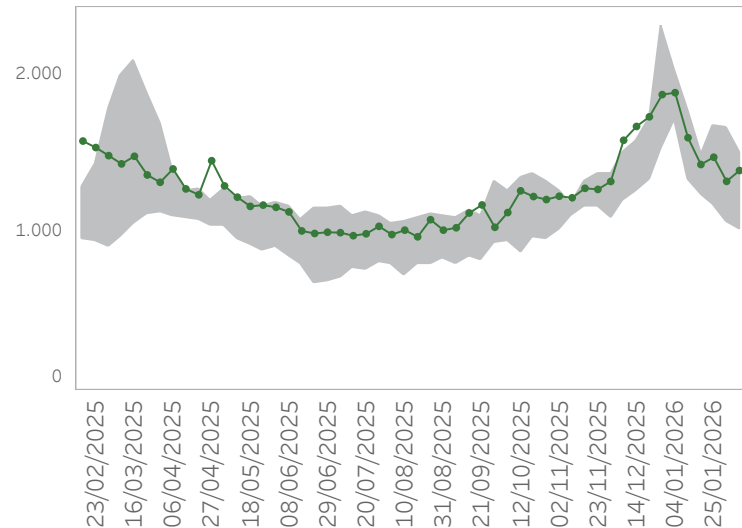
10-19



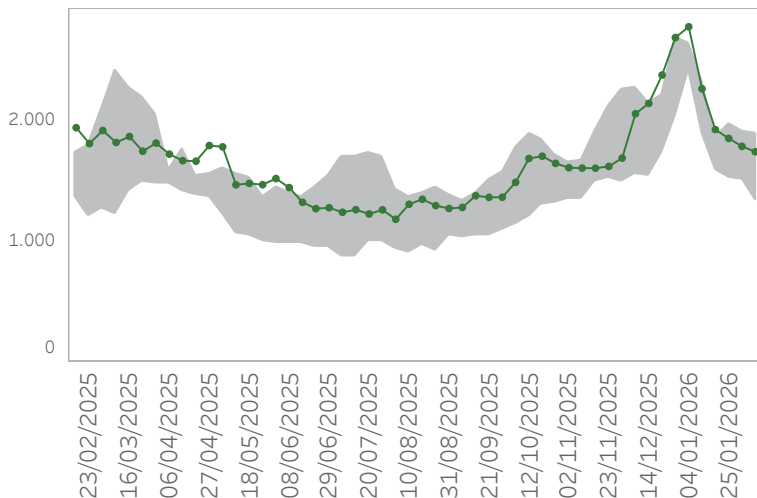
20-49



50-70



70+



Ultimo giorno di analisi: 08/02/2026

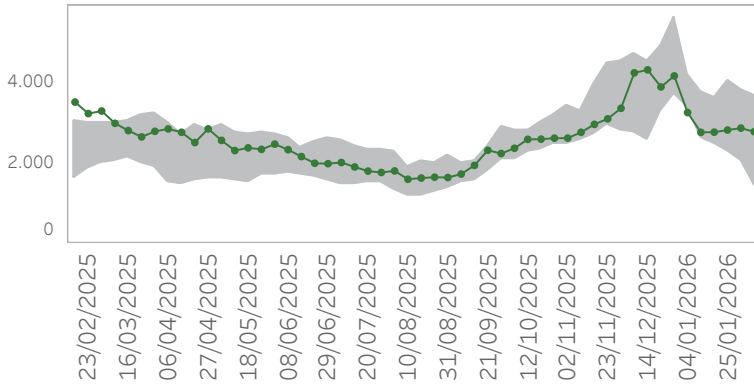
Accessi per fascia d'età con SINDROMI RESPIRATORIE

Fascia d'età	Settimana	2022	2023	2024	2025	2026
0-9	1	1.930	3.255	3.649	3.774	2.398
	2	1.336	2.138	1.998	2.826	1.589
	3	1.360	2.505	2.181	3.035	1.929
	4	1.282	2.848	2.469	3.919	2.487
	5	1.137	2.992	2.716	3.586	2.585
	6	1.291	2.850	2.720	3.465	2.441
10-19	1	406	443	439	661	403
	2	426	403	376	758	408
	3	378	398	436	732	431
	4	367	446	413	885	442
	5	307	508	484	887	426
	6	298	488	547	863	481
20-49	1	2.192	1.790	2.174	2.504	2.017
	2	1.591	1.563	1.678	2.342	1.788
	3	1.555	1.411	1.441	2.180	1.480
	4	1.437	1.404	1.410	2.209	1.466
	5	1.293	1.423	1.522	2.332	1.457
	6	1.228	1.541	1.543	2.261	1.455
50-70	1	1.921	1.706	2.019	1.873	1.880
	2	1.555	1.332	1.461	1.766	1.596
	3	1.263	1.242	1.234	1.492	1.427
	4	1.177	1.177	1.212	1.671	1.473
	5	1.067	1.307	1.225	1.658	1.321
	6	1.015	1.194	1.285	1.498	1.389
70+	1	2.397	2.630	2.484	2.509	2.763
	2	1.996	1.927	1.876	2.311	2.252
	3	1.771	1.791	1.580	1.857	1.915
	4	1.791	1.635	1.511	1.955	1.843
	5	1.615	1.700	1.497	1.899	1.777
	6	1.356	1.584	1.618	1.874	1.733

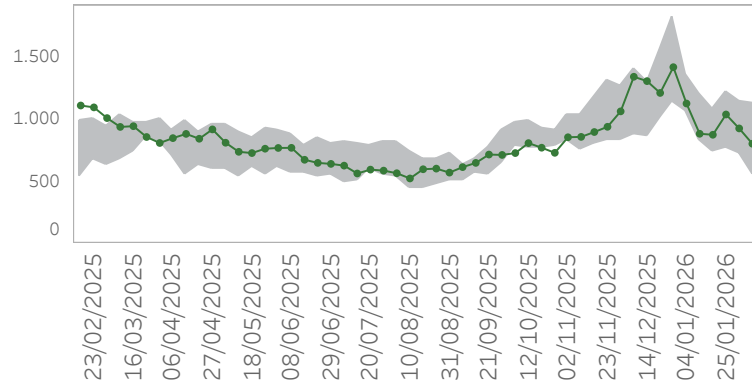
Ultimo giorno di analisi: 08/02/2026

Accessi per ATS con SINDROMI RESPIRATORIE

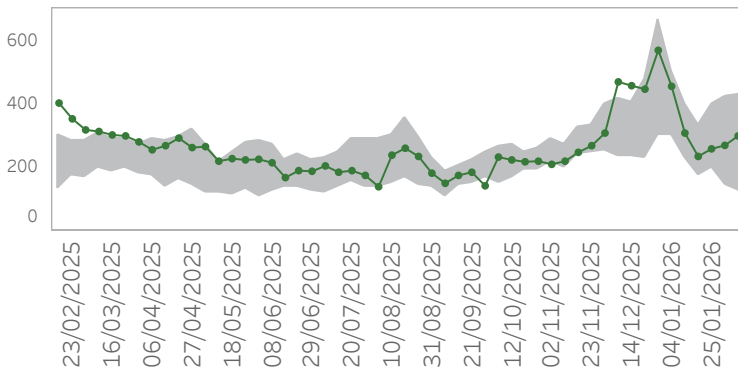
ATS della città Metropolitana di Milano



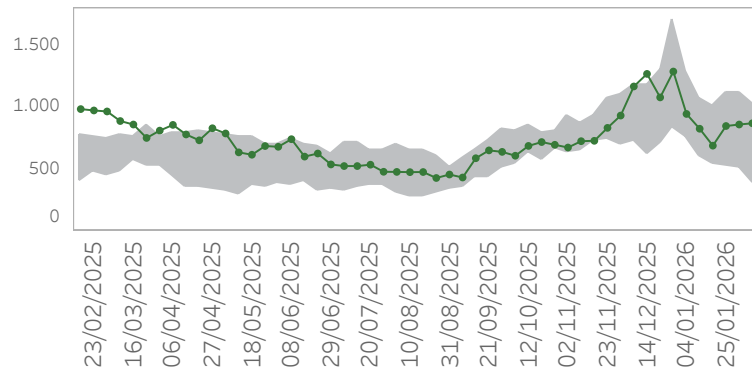
ATS dell'Insubria



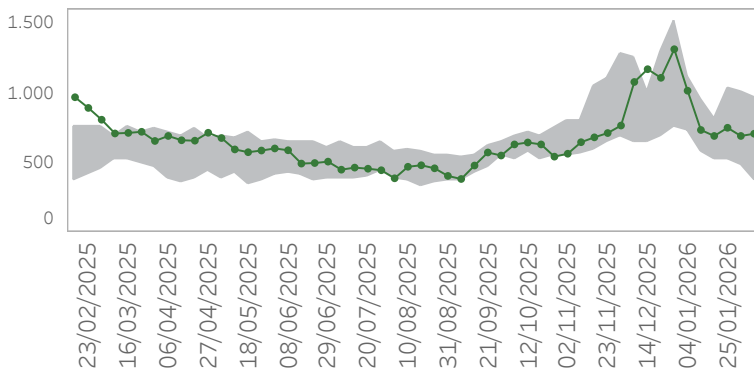
ATS della Montagna



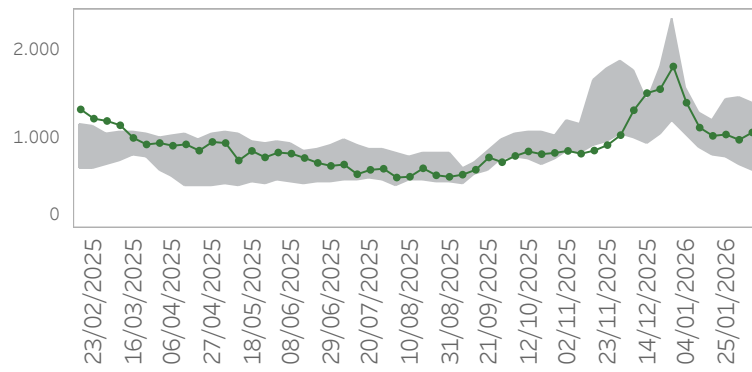
ATS della Brianza



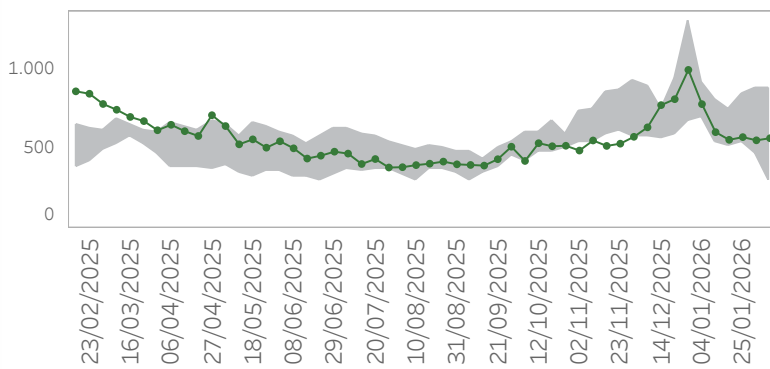
ATS di Bergamo



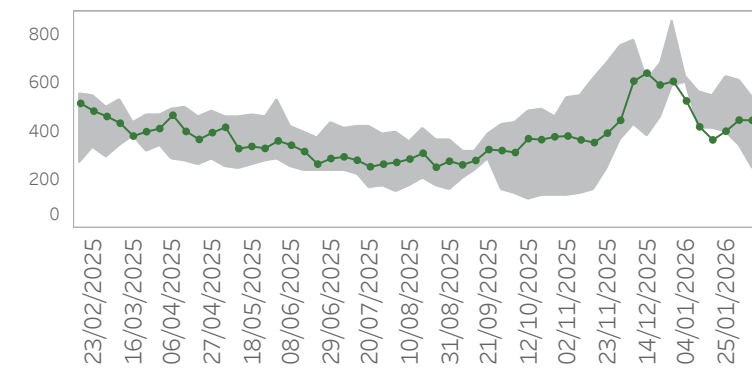
ATS di Brescia



ATS della Val Padana



ATS di Pavia



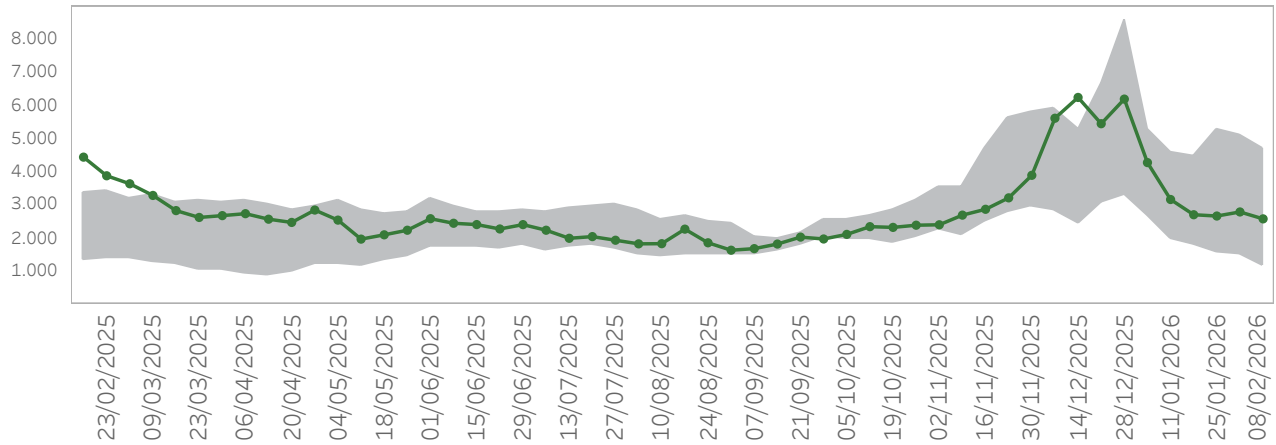
Ultimo giorno di analisi: 08/02/2026

Accessi per ATS con SINDROMI RESPIRATORIE

ATS	Settimana	2022	2023	2024	2025	2026
ATS DELLA CITTA' METROPOLITANA DI MILANO	1	3.629	3.398	3.782	4.199	3.263
	2	2.757	2.641	2.787	3.778	2.770
	3	2.484	2.635	2.566	3.626	2.775
	4	2.300	2.651	2.664	4.037	2.827
	5	2.053	2.969	2.761	3.807	2.875
	6	2.003	2.776	2.929	3.663	2.787
ATS DELL'INSUBRIA	1	1.069	1.256	1.223	1.361	1.126
	2	838	983	858	1.200	883
	3	844	915	746	1.075	875
	4	772	908	782	1.216	1.038
	5	732	942	810	1.143	926
	6	629	960	853	1.122	803
ATS DELLA MONTAGNA	1	306	392	472	505	458
	2	232	252	317	403	310
	3	177	261	287	337	236
	4	199	272	337	400	260
	5	143	265	303	425	271
	6	150	269	306	429	301
ATS DELLA BRIANZA	1	760	1.036	1.094	1.278	941
	2	596	697	728	1.068	822
	3	544	708	670	997	686
	4	517	749	676	1.108	844
	5	504	776	768	1.110	856
	6	487	725	776	1.023	866
ATS DI BERGAMO	1	732	981	1.125	1.026	1.020
	2	581	662	681	950	737
	3	531	678	641	820	694
	4	524	712	701	1.042	753
	5	481	732	726	1.005	694
	6	465	696	696	967	710
ATS DI BRESCIA	1	1.057	1.354	1.567	1.488	1.403
	2	903	1.049	1.021	1.290	1.125
	3	816	1.068	996	1.205	1.033
	4	795	1.176	938	1.436	1.048
	5	697	1.149	998	1.460	989
	6	682	1.115	1.088	1.395	1.071
ATS DELLA VAL PADANA	1	690	803	909	893	777
	2	539	634	604	801	602
	3	514	636	576	749	554
	4	553	598	539	840	571
	5	472	591	652	874	551
	6	423	622	632	874	564
ATS DI PAVIA	1	603	604	624	628	527
	2	459	445	412	561	420
	3	417	447	412	543	366
	4	395	444	396	630	402
	5	338	506	440	609	448
	6	349	494	461	542	447

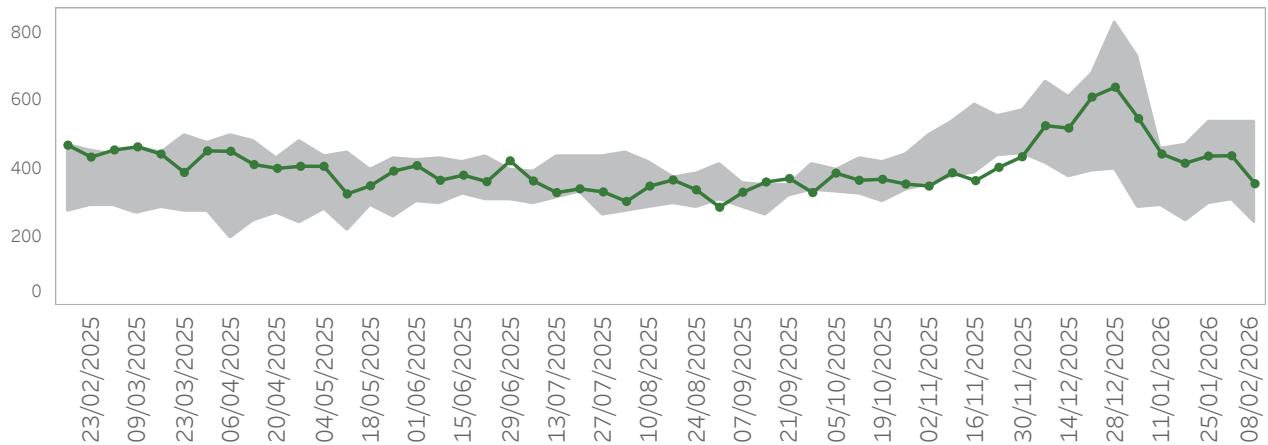
Ultimo giorno di analisi: 08/02/2026

Accessi in Pronto Soccorso con ILI



Settimana	2022	2023	2024	2025	2026
1	2.698	3.877	4.967	5.295	4.288
2	1.995	2.682	2.879	4.573	3.171
3	1.796	2.605	2.670	4.472	2.710
4	1.563	2.749	2.650	5.279	2.671
5	1.516	3.129	2.767	5.121	2.794
6	1.417	3.109	2.906	4.688	2.585

Ricoveri da Pronto Soccorso con ILI

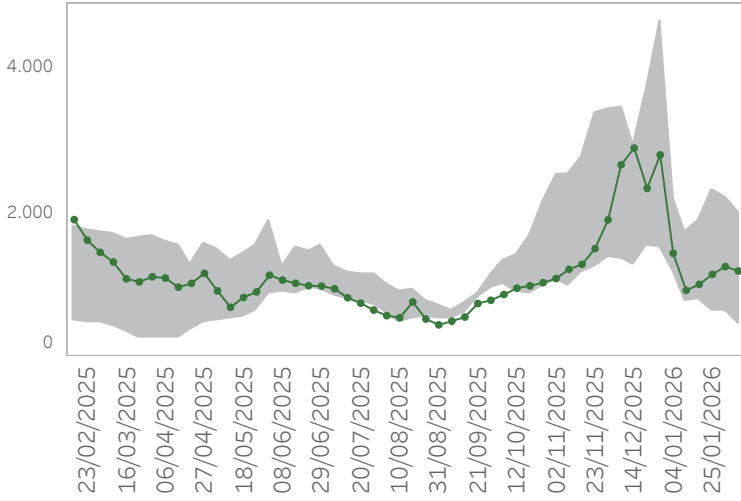


Settimana	2022	2023	2024	2025	2026
1	287	633	729	607	549
2	293	419	442	463	445
3	249	457	418	473	418
4	298	411	440	541	439
5	309	473	442	537	440
6	280	462	442	538	358

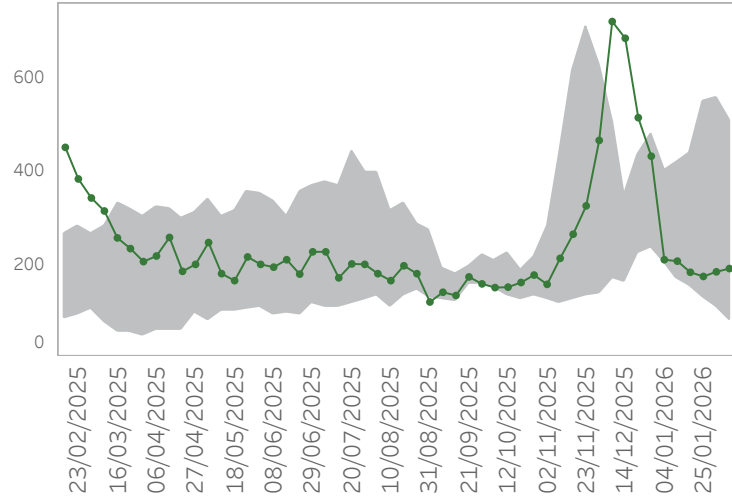
Ultimo giorno di analisi: 08/02/2026

Accessi per fascia d'età con ILI

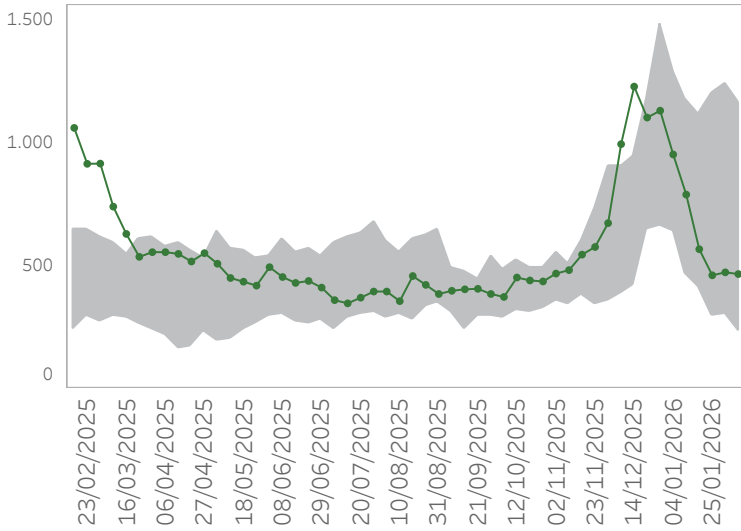
0-9



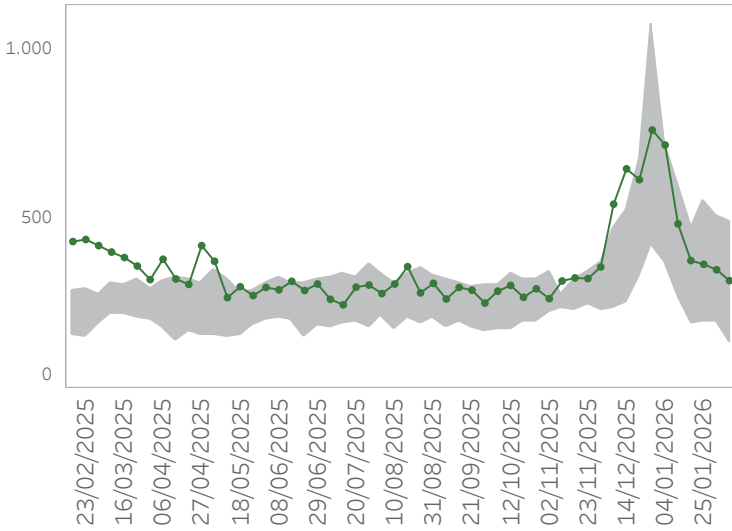
10-19



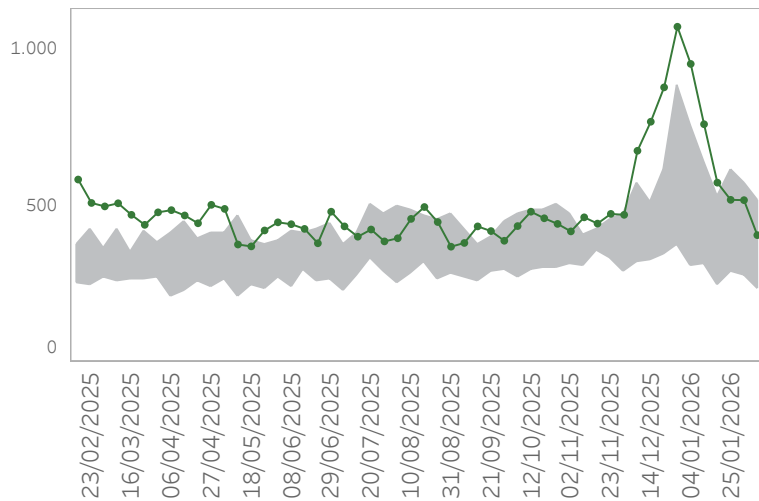
20-49



50-70



70+



Ultimo giorno di analisi: 08/02/2026

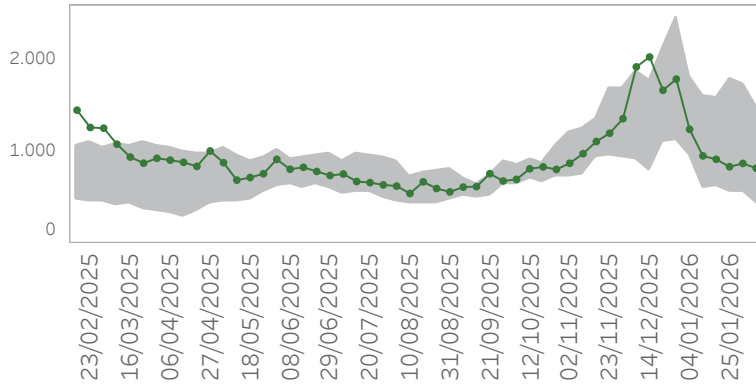
Accessi per fascia d'età con ILI

Fascia d'età	Settimana	2022	2023	2024	2025	2026
0-9	1	1.168	1.868	2.185	2.145	1.432
	2	766	1.163	1.085	1.718	918
	3	795	1.278	1.188	1.892	1.002
	4	650	1.481	1.330	2.308	1.140
	5	632	1.650	1.369	2.207	1.248
	6	636	1.640	1.400	1.980	1.188
10-19	1	204	246	249	399	209
	2	178	182	168	416	206
	3	152	170	199	437	182
	4	128	183	192	548	173
	5	107	238	181	556	183
	6	121	236	263	509	190
20-49	1	647	642	1.073	1.289	952
	2	466	551	727	1.176	789
	3	411	465	524	1.117	567
	4	295	475	485	1.202	461
	5	304	560	535	1.242	473
	6	285	550	510	1.163	466
50-70	1	372	475	721	681	717
	2	272	321	428	599	485
	3	194	302	337	475	377
	4	200	261	284	555	366
	5	196	292	325	506	350
	6	137	284	309	489	318
70+	1	307	646	728	754	954
	2	312	465	469	640	761
	3	243	389	410	525	574
	4	290	348	351	611	519
	5	277	389	353	569	518
	6	238	399	412	516	406

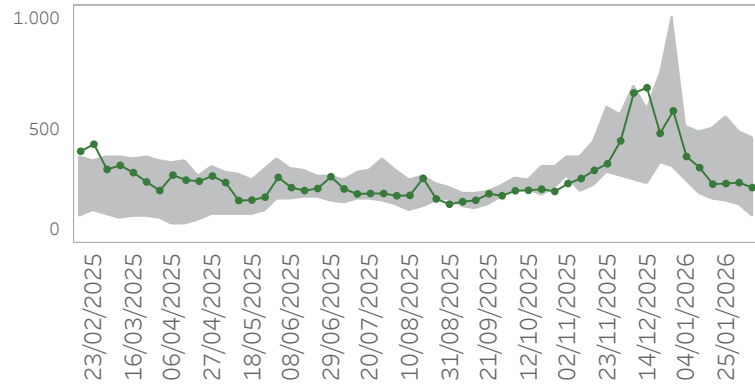
Ultimo giorno di analisi: 08/02/2026

Accessi per ATS con ILI

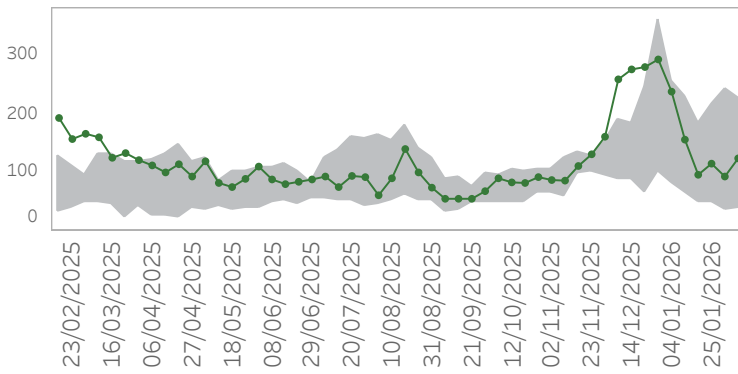
ATS della città Metropolitana di Milano



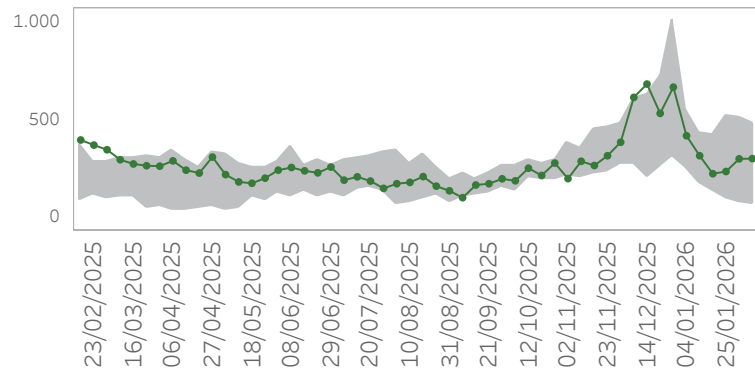
ATS dell'Insubria



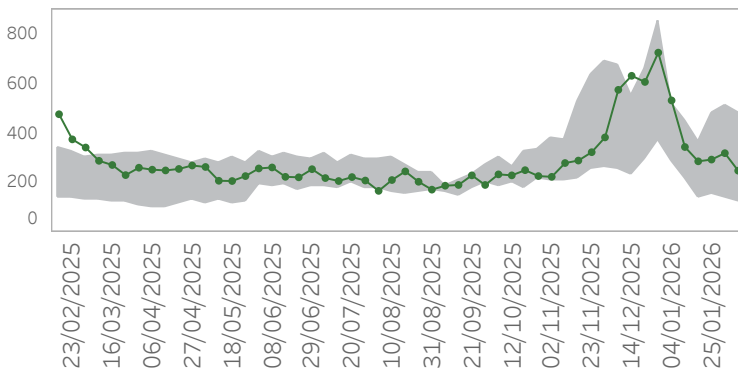
ATS della Montagna



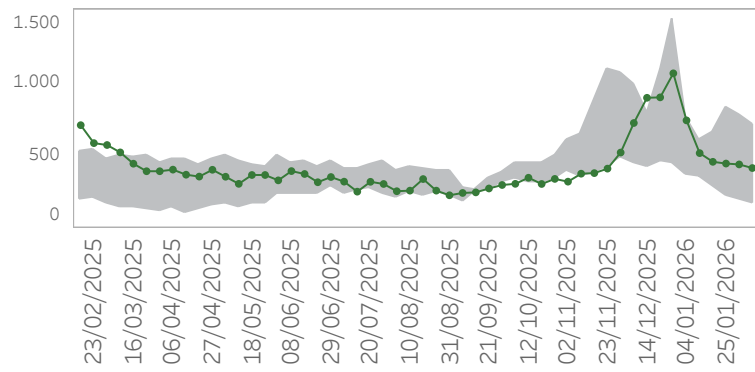
ATS della Brianza



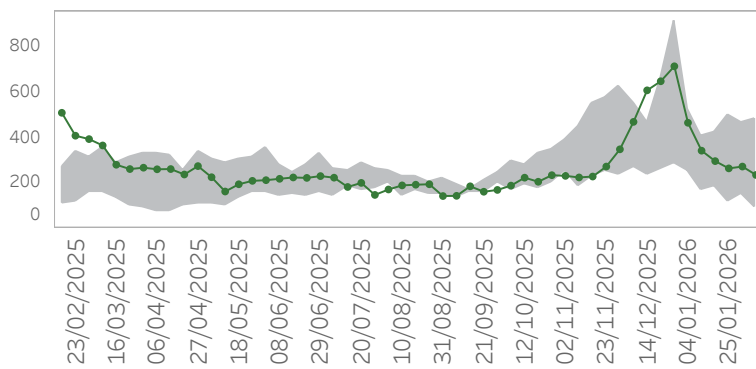
ATS di Bergamo



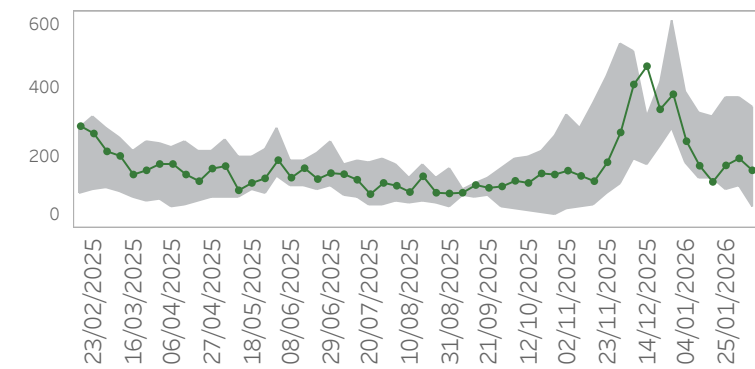
ATS di Brescia



ATS della Val Padana



ATS di Pavia



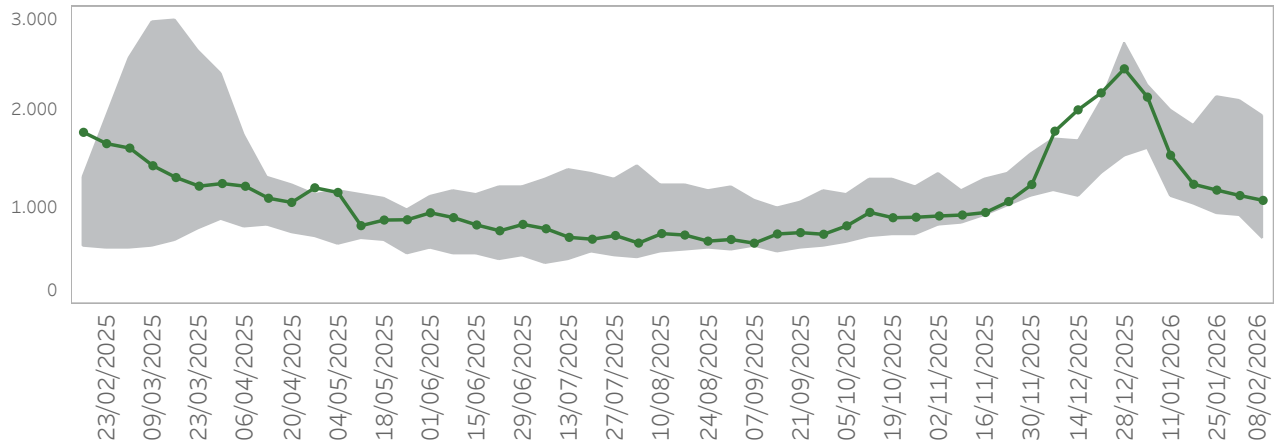
Ultimo giorno di analisi: 08/02/2026

Accessi per ATS con ILI

ATS	Settimana	2022	2023	2024	2025	2026
ATS DELLA CITTA' METROPOLITANA DI MILANO	1	958	1.144	1.565	1.815	1.241
	2	607	826	925	1.609	953
	3	617	805	851	1.591	916
	4	560	811	861	1.797	835
	5	562	1.009	899	1.733	871
	6	479	964	936	1.484	819
ATS DELL'INSUBRIA	1	278	434	503	515	384
	2	217	304	324	493	335
	3	193	275	236	504	262
	4	184	268	263	559	265
	5	172	357	274	491	269
	6	166	386	287	467	247
ATS DELLA MONTAGNA	1	81	134	257	255	238
	2	65	83	140	230	156
	3	49	84	110	184	96
	4	50	85	114	216	115
	5	36	77	121	244	93
	6	40	94	124	226	124
ATS DELLA BRIANZA	1	283	429	499	541	429
	2	218	280	302	445	339
	3	178	235	262	433	258
	4	151	308	273	520	268
	5	127	318	280	511	325
	6	137	303	334	484	326
ATS DI BERGAMO	1	288	452	523	515	535
	2	216	277	280	449	346
	3	141	291	267	363	288
	4	156	263	278	480	295
	5	142	335	290	516	321
	6	140	299	280	486	250
ATS DI BRESCIA	1	366	661	773	768	746
	2	355	456	424	611	520
	3	292	431	484	657	460
	4	228	532	445	840	448
	5	205	517	447	786	442
	6	187	483	497	712	417
ATS DELLA VAL PADANA	1	256	356	521	497	466
	2	172	256	288	410	343
	3	182	283	284	422	297
	4	122	270	234	495	265
	5	149	286	270	468	273
	6	148	324	251	484	236
ATS DI PAVIA	1	188	267	326	389	249
	2	145	200	196	326	179
	3	144	201	176	318	133
	4	112	212	182	372	180
	5	123	230	186	372	200
	6	120	256	197	345	166

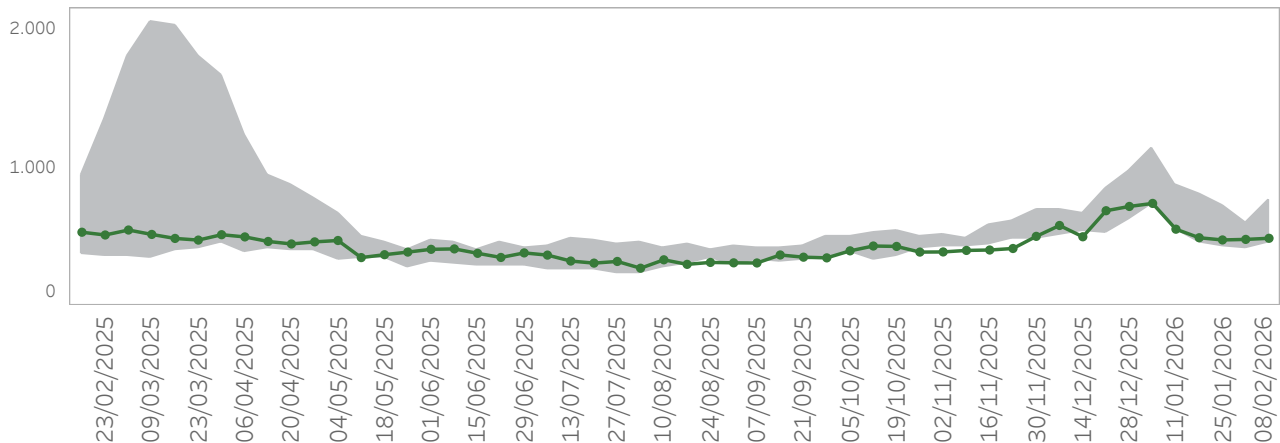
Ultimo giorno di analisi: 08/02/2026

Accessi in Pronto Soccorso con POLMONITI



Settimana	2022	2023	2024	2025	2026
1	1.799	1.605	2.196	2.266	2.140
2	1.371	1.105	1.354	2.006	1.539
3	1.195	1.038	1.053	1.850	1.239
4	1.055	924	977	2.138	1.179
5	915	1.041	1.003	2.092	1.123
6	672	1.043	1.073	1.935	1.073

Ricoveri da Pronto Soccorso con POLMONITI

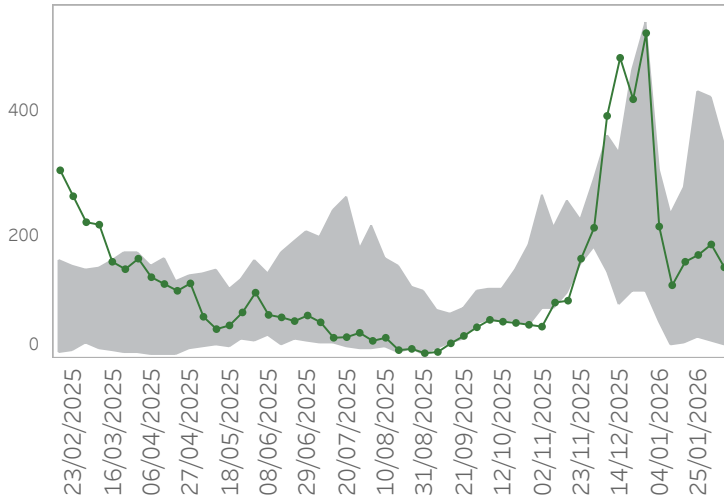


Settimana	2022	2023	2024	2025	2026
1	1.143	745	860	731	743
2	874	550	572	612	556
3	806	529	466	576	494
4	727	451	426	606	478
5	600	514	424	593	482
6	469	501	456	556	490

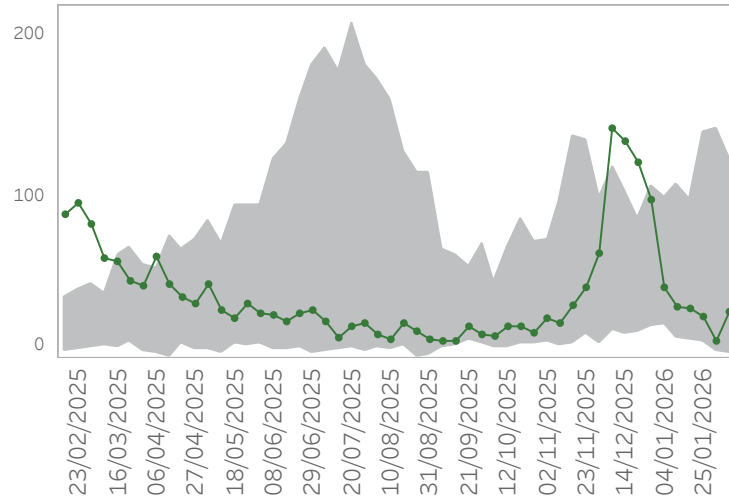
Ultimo giorno di analisi: 08/02/2026

Accessi per fascia d'età con POLMONITI

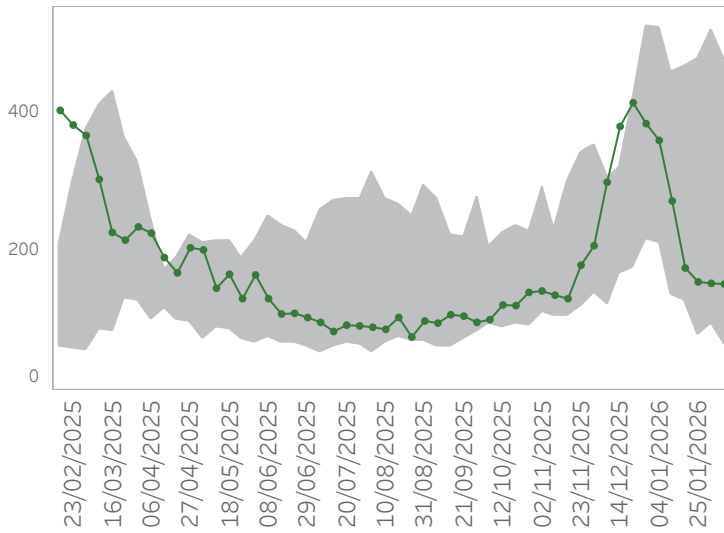
0-9



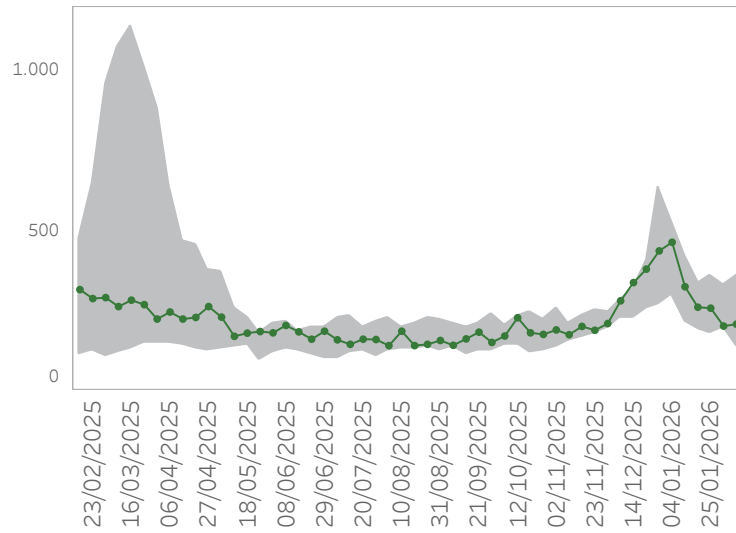
10-19



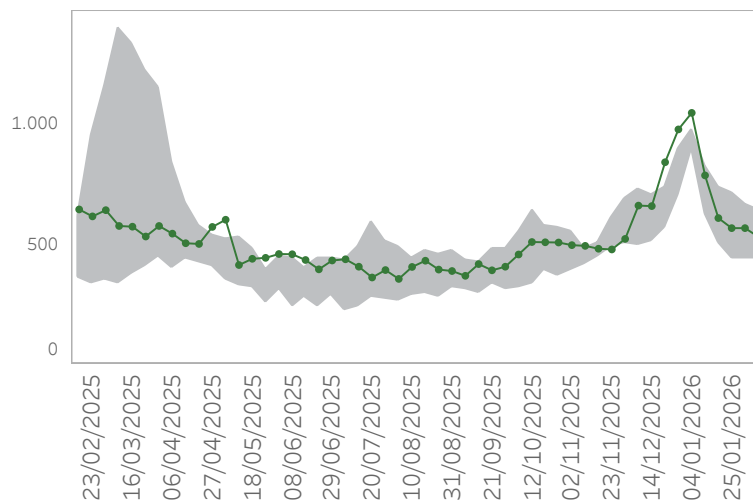
20-49



50-70



70+



Ultimo giorno di analisi: 08/02/2026

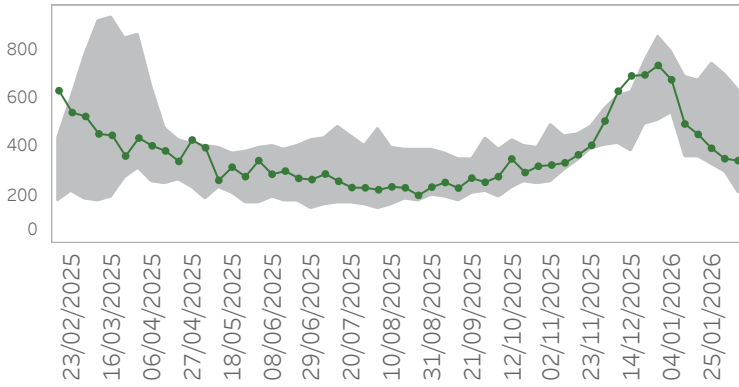
Accessi per fascia d'età con POLMONITI

Fascia d'età	Settimana	2022	2023	2024	2025	2026
0-9	1	59	148	279	304	214
	2	22	72	103	232	119
	3	25	110	110	276	157
	4	34	129	100	430	168
	5	27	142	144	422	185
	6	24	164	145	344	148
10-19	1	21	32	40	99	44
	2	13	25	21	107	32
	3	12	18	35	98	31
	4	11	24	42	139	26
	5	5	31	35	142	11
	6	3	41	40	123	29
20-49	1	213	231	416	519	359
	2	137	167	288	456	272
	3	129	153	187	466	176
	4	79	152	178	477	156
	5	97	162	182	517	154
	6	65	171	179	472	153
50-70	1	527	301	522	431	464
	2	371	216	291	417	325
	3	295	193	210	336	261
	4	244	181	191	359	258
	5	208	210	200	327	202
	6	136	203	201	341	208
70+	1	979	893	936	906	1.048
	2	828	625	649	780	787
	3	734	564	508	660	609
	4	687	438	464	710	567
	5	577	496	441	662	567
	6	444	464	502	637	531

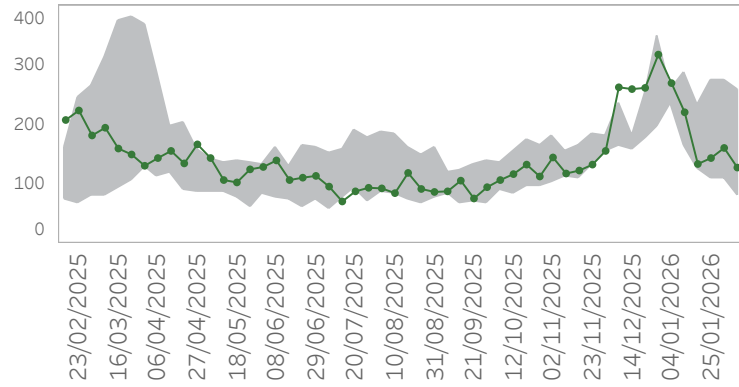
Ultimo giorno di analisi: 08/02/2026

Accessi per ATS con POLMONITI

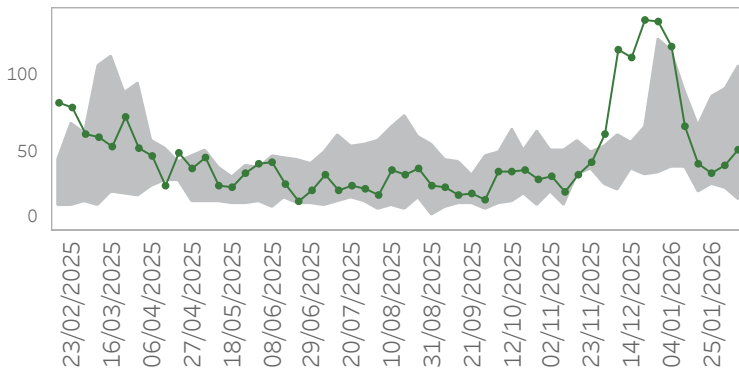
ATS della città Metropolitana di Milano



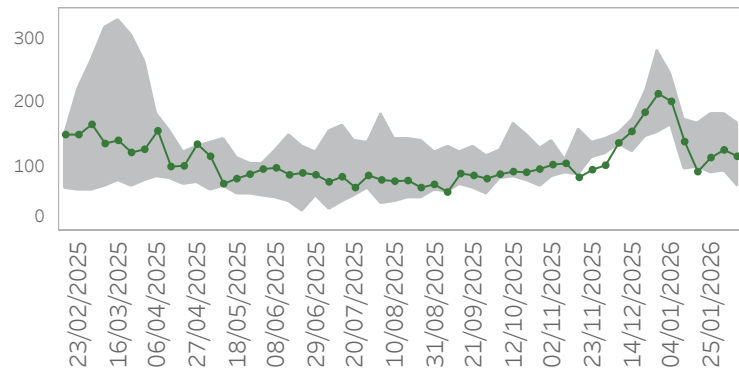
ATS dell'Insubria



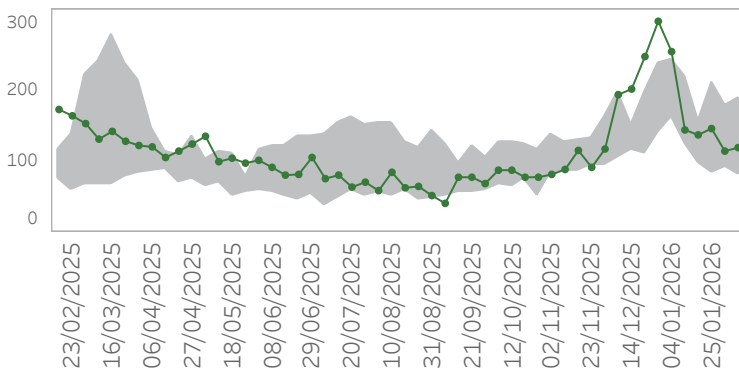
ATS della Montagna



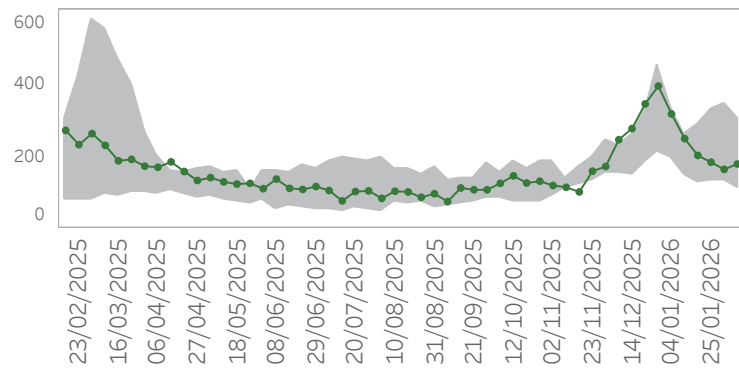
ATS della Brianza



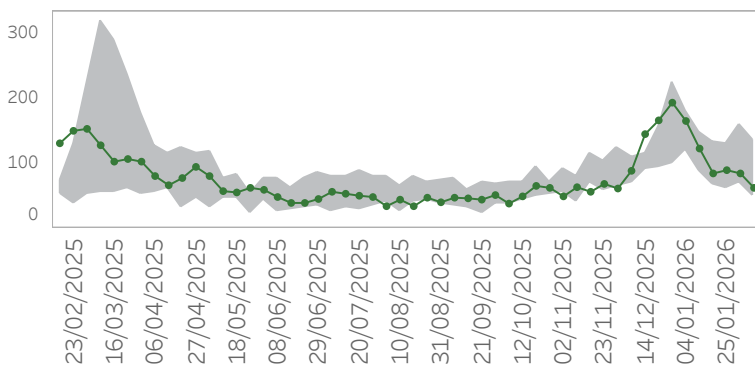
ATS di Bergamo



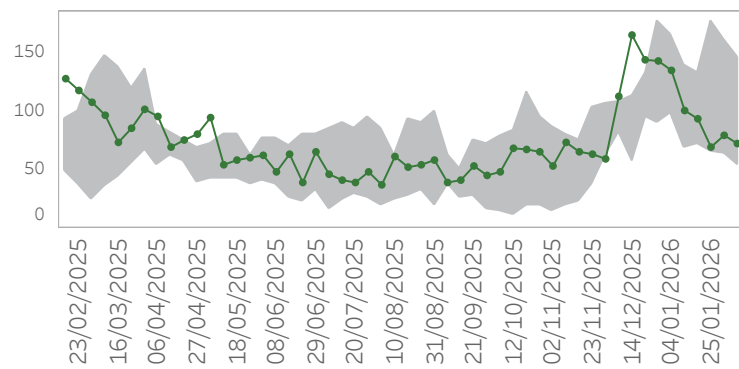
ATS di Brescia



ATS della Val Padana



ATS di Pavia



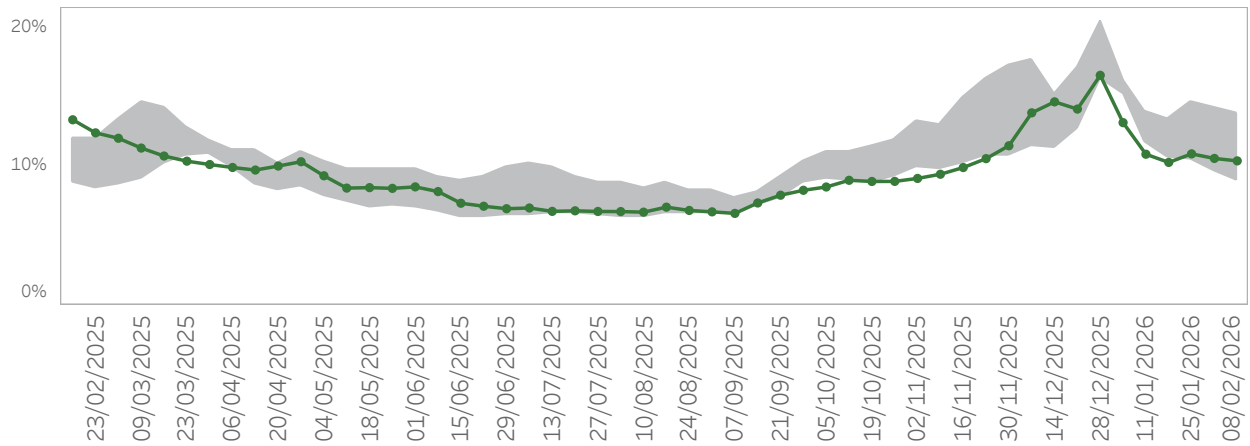
Ultimo giorno di analisi: 08/02/2026

Accessi per ATS con POLMONITI

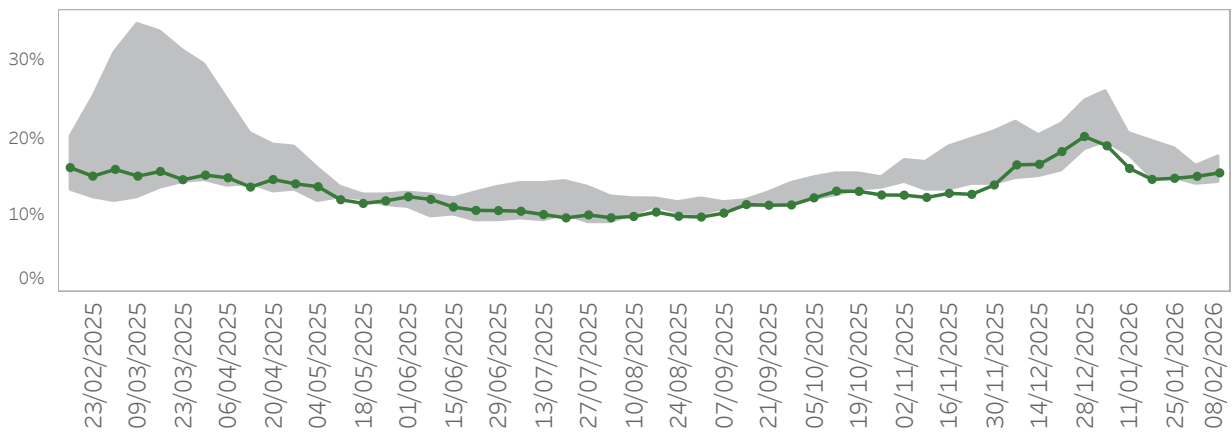
ATS	Settimana	2022	2023	2024	2025	2026
ATS DELLA CITTA' METROPOLITANA DI MILANO	1	672	538	705	790	675
	2	483	359	462	684	493
	3	429	371	358	674	450
	4	354	321	327	746	393
	5	293	343	333	696	350
	6	204	361	400	632	342
ATS DELL'INSUBRIA	1	237	235	250	259	270
	2	167	166	182	287	221
	3	155	144	127	232	134
	4	152	111	145	273	144
	5	125	137	109	274	161
	6	82	165	117	257	128
ATS DELLA MONTAGNA	1	41	70	101	115	118
	2	49	41	65	89	67
	3	25	43	41	68	43
	4	29	29	45	86	37
	5	27	38	41	91	42
	6	20	41	36	106	52
ATS DELLA BRIANZA	1	181	165	226	247	203
	2	158	97	134	175	140
	3	133	105	100	167	93
	4	100	91	112	183	115
	5	93	102	113	182	127
	6	68	90	118	167	117
ATS DI BERGAMO	1	187	164	246	222	256
	2	124	129	134	220	145
	3	112	104	99	157	138
	4	106	85	87	212	147
	5	93	107	115	180	115
	6	81	92	86	190	120
ATS DI BRESCIA	1	241	199	339	304	320
	2	193	150	200	265	251
	3	174	128	170	290	204
	4	147	145	134	334	185
	5	133	167	158	351	165
	6	110	138	151	305	180
ATS DELLA VAL PADANA	1	143	120	180	165	164
	2	94	95	88	147	122
	3	90	71	66	131	84
	4	93	69	62	129	89
	5	80	83	69	158	84
	6	50	87	84	134	62
ATS DI PAVIA	1	97	114	149	164	134
	2	103	68	89	139	100
	3	77	72	92	131	93
	4	74	73	65	175	69
	5	71	64	65	160	79
	6	57	69	81	144	72

3. PERCENTUALE ACCESSI

Ultimo giorno di analisi: 08/02/2026

% Accessi in Pronto Soccorso con SINDROMI RESPIRATORIE

Settimana	2022	2023	2024	2025	2026
1	16,10%	15,10%	15,71%	15,33%	13,12%
2	13,54%	11,79%	11,64%	13,96%	10,85%
3	12,29%	11,90%	10,67%	13,31%	10,26%
4	11,58%	11,88%	10,50%	14,62%	10,88%
5	9,62%	12,01%	10,80%	14,12%	10,55%
6	8,94%	11,76%	10,86%	13,76%	10,37%

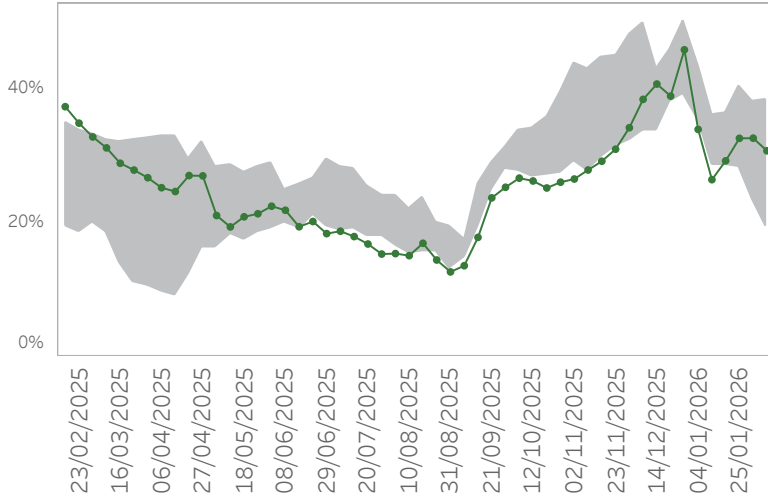
% di Ricoverati da Pronto Soccorso con SINDROMI RESPIRATORIE

Settimana	2022	2023	2024	2025	2026
1	26,05%	22,79%	23,95%	19,51%	18,98%
2	20,60%	17,65%	17,61%	17,68%	16,04%
3	19,58%	17,48%	14,66%	16,40%	14,63%
4	18,56%	16,31%	14,71%	17,13%	14,77%
5	15,94%	16,07%	14,02%	16,52%	15,03%
6	14,24%	15,29%	15,02%	16,61%	15,48%

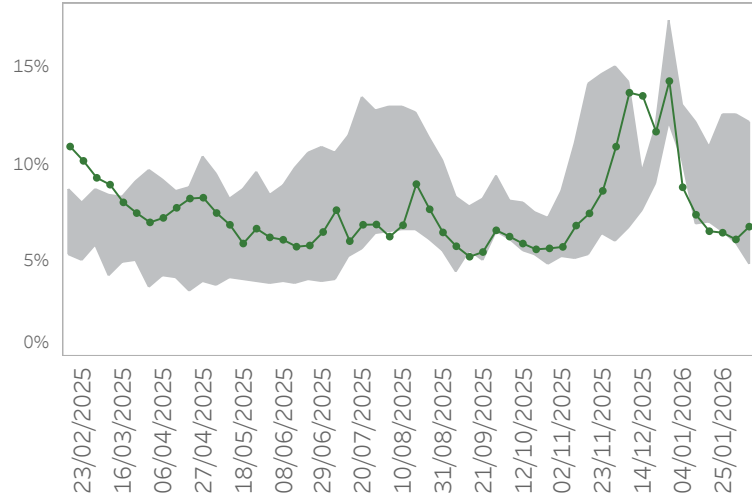
Ultimo giorno di analisi: 08/02/2026

% Accessi per fascia d'età con SINDROMI RESPIRATORIE

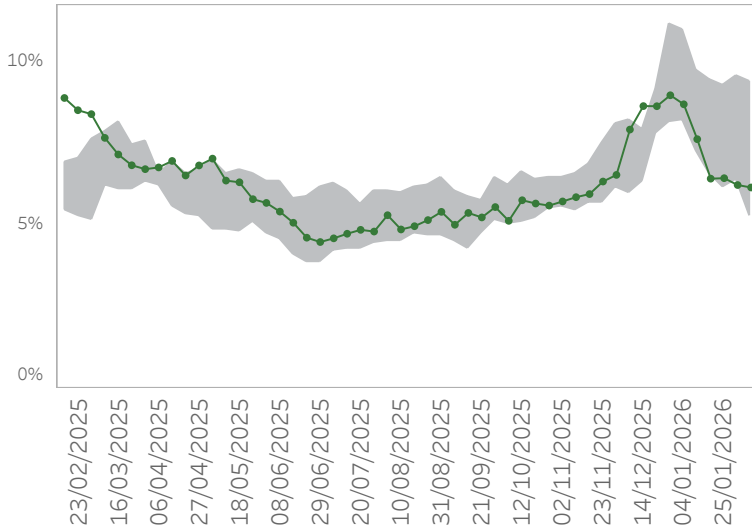
0-9



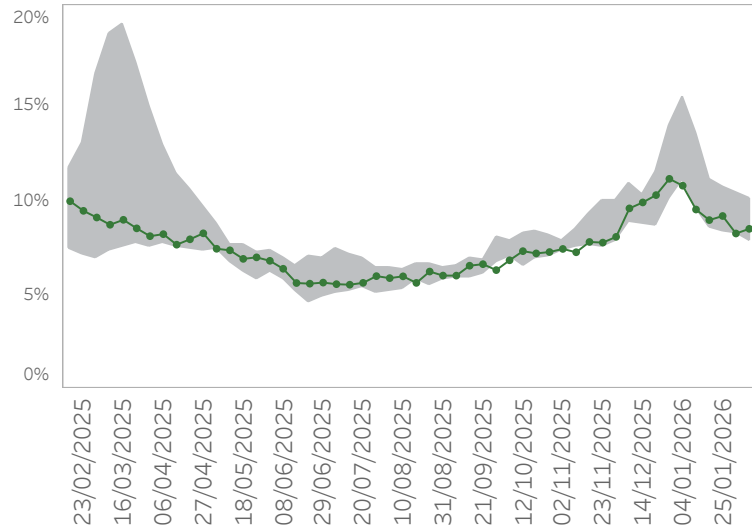
10-19



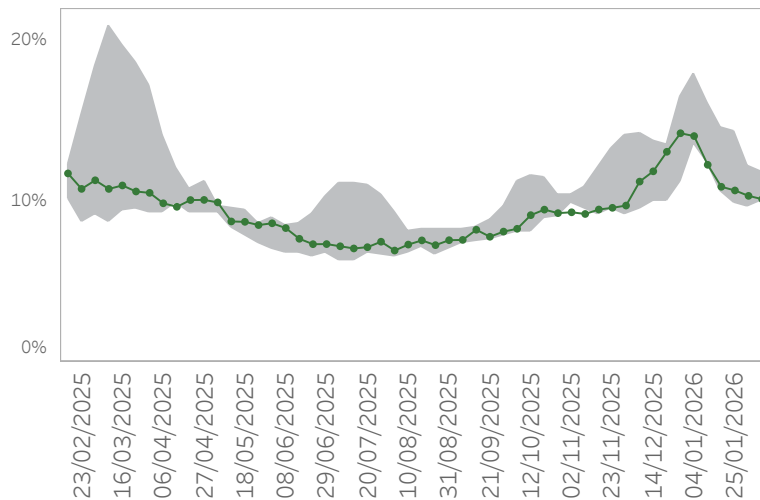
20-49



50-70



70+



Ultimo giorno di analisi: 08/02/2026

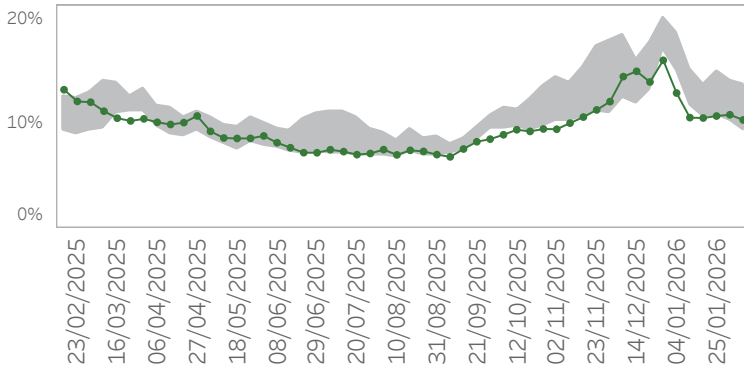
% Accessi per fascia d'età con SINDROMI RESPIRATORIE

Fascia d'età	Settimana	2022	2023	2024	2025	2026
0-9	1	35,13%	43,14%	43,08%	42,05%	33,98%
	2	28,72%	33,45%	31,21%	36,00%	26,47%
	3	28,54%	35,44%	31,46%	36,36%	29,28%
	4	28,24%	36,14%	32,19%	40,36%	32,65%
	5	23,40%	35,43%	33,12%	38,11%	32,67%
	6	24,75%	33,71%	31,95%	38,29%	30,78%
10-19	1	11,63%	10,64%	10,20%	13,06%	8,80%
	2	10,83%	7,45%	6,86%	12,12%	7,37%
	3	9,09%	6,94%	7,21%	10,87%	6,52%
	4	8,34%	7,58%	6,47%	12,51%	6,44%
	5	5,89%	8,04%	7,28%	12,54%	6,09%
	6	5,33%	7,87%	7,99%	12,17%	6,76%
20-49	1	10,90%	8,18%	9,30%	10,25%	8,66%
	2	8,58%	7,26%	7,64%	9,68%	7,60%
	3	8,19%	6,74%	6,55%	9,39%	6,40%
	4	7,49%	6,59%	6,15%	9,23%	6,41%
	5	6,36%	6,49%	6,45%	9,50%	6,20%
	6	5,87%	7,04%	6,34%	9,36%	6,13%
50-70	1	15,46%	11,33%	12,65%	11,10%	10,77%
	2	13,55%	9,59%	10,08%	10,94%	9,51%
	3	11,10%	9,23%	8,52%	9,73%	8,94%
	4	10,15%	8,73%	8,37%	10,63%	9,16%
	5	8,51%	9,20%	8,26%	10,37%	8,23%
	6	7,83%	8,73%	8,44%	9,51%	8,48%
70+	1	17,90%	16,03%	15,13%	13,58%	14,02%
	2	16,11%	12,66%	12,40%	13,47%	12,23%
	3	14,53%	12,33%	10,60%	11,46%	10,87%
	4	14,23%	11,16%	9,89%	11,92%	10,64%
	5	12,08%	11,24%	9,66%	11,56%	10,31%
	6	10,14%	10,63%	10,03%	11,49%	10,10%

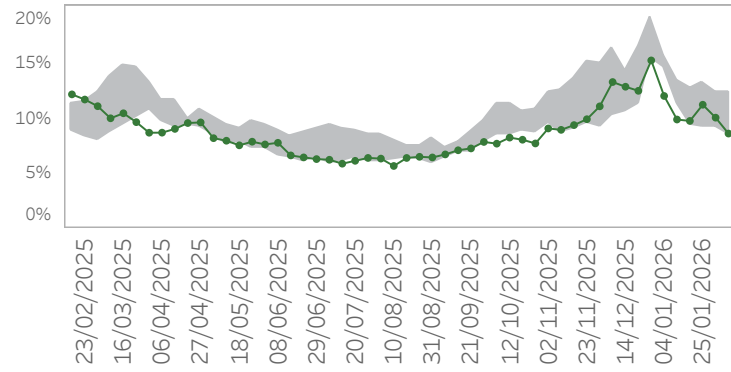
Ultimo giorno di analisi: **08/02/2026**

% Accessi per ATS con SINDROMI RESPIRATORIE

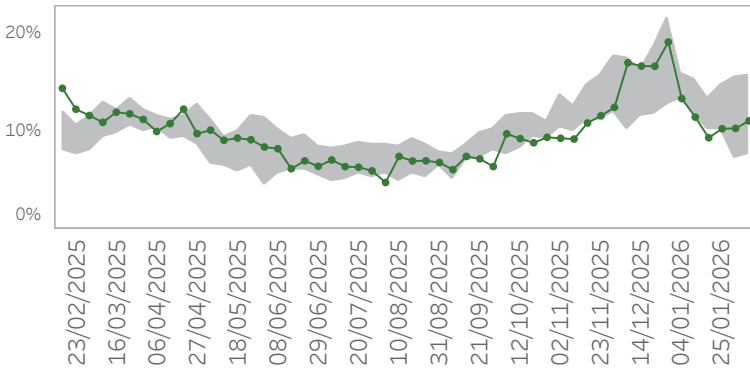
ATS della città Metropolitana di Milano



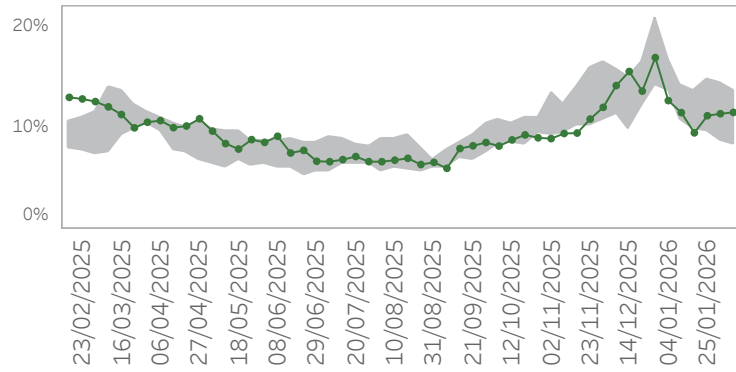
ATS dell'Insubria



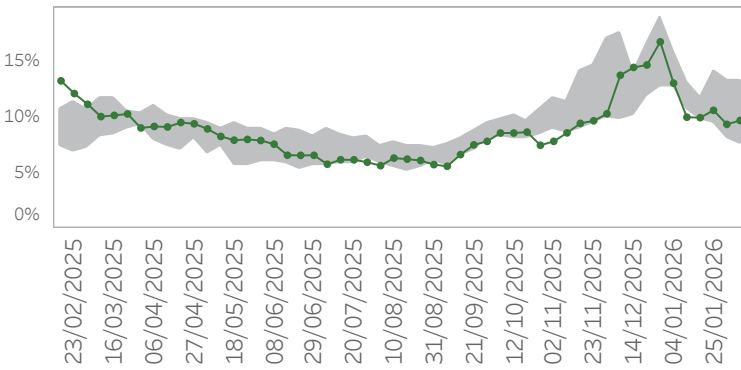
ATS della Montagna



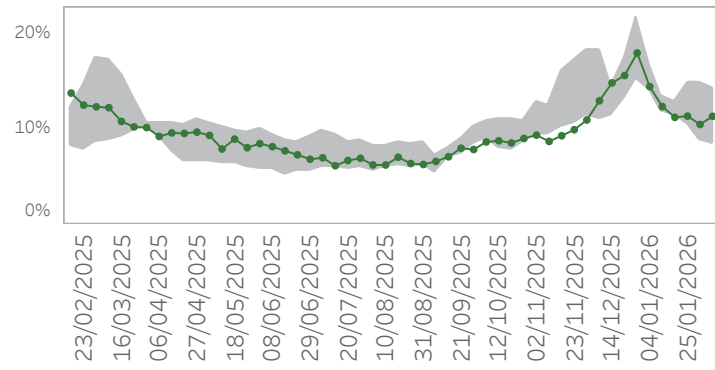
ATS della Brianza



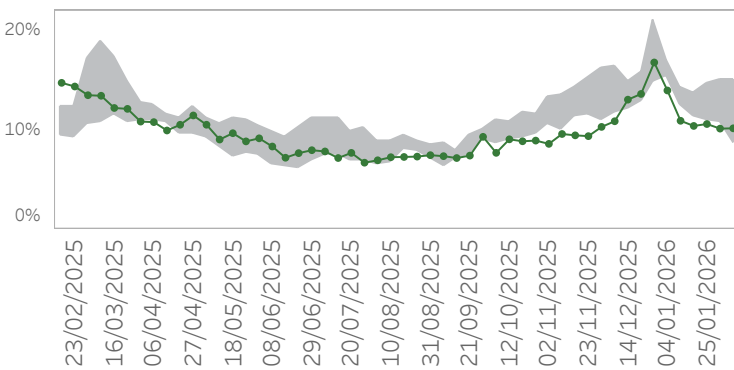
ATS di Bergamo



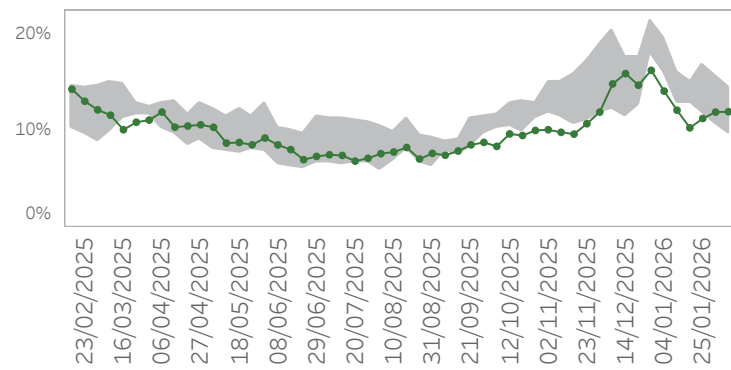
ATS di Brescia



ATS della Val Padana



ATS di Pavia

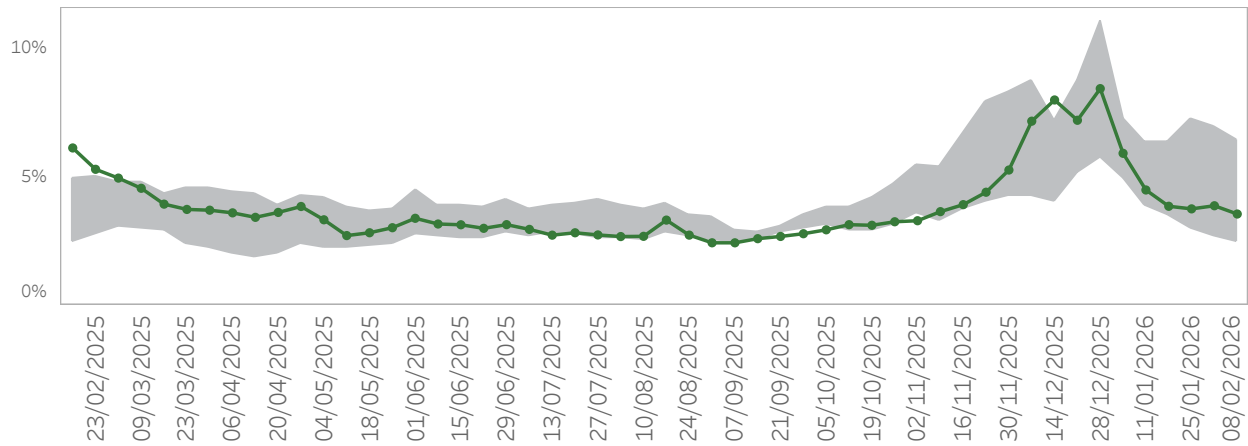


Ultimo giorno di analisi: 08/02/2026

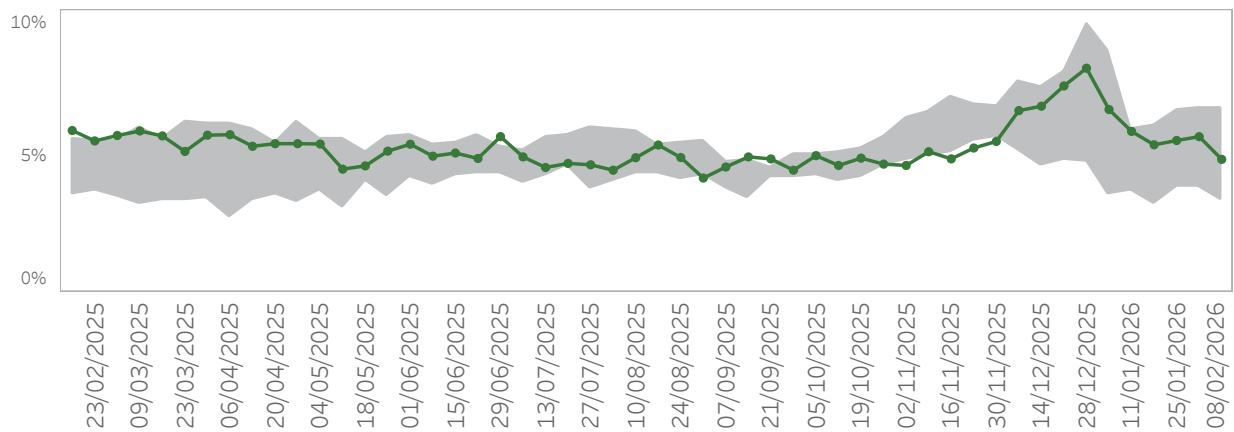
% Accessi per ATS con SINDROMI RESPIRATORIE

ATS	Settimana	2022	2023	2024	2025	2026
ATS DELLA CITTA' METROPOLITANA DI MILANO	1	18,61%	14,98%	15,03%	15,59%	12,83%
	2	15,08%	11,69%	11,54%	14,17%	10,50%
	3	13,33%	11,79%	10,63%	13,72%	10,46%
	4	12,39%	11,91%	10,68%	14,83%	10,65%
	5	10,23%	12,54%	10,71%	14,00%	10,77%
	6	9,63%	12,04%	10,93%	13,69%	10,28%
ATS DELL'INSUBRIA	1	15,72%	15,18%	15,06%	14,66%	12,08%
	2	13,03%	12,32%	11,38%	13,42%	9,93%
	3	12,74%	11,78%	9,38%	12,63%	9,80%
	4	11,39%	11,14%	9,28%	13,36%	11,28%
	5	10,21%	10,94%	9,25%	12,50%	10,10%
	6	8,53%	11,46%	9,88%	12,36%	8,65%
ATS DELLA MONTAGNA	1	13,38%	14,44%	16,01%	14,76%	13,39%
	2	13,14%	11,84%	13,68%	15,28%	11,49%
	3	10,20%	12,21%	12,19%	13,31%	9,37%
	4	10,33%	12,26%	13,09%	14,73%	10,29%
	5	7,28%	12,27%	11,48%	15,60%	10,33%
	6	7,72%	10,86%	11,27%	15,67%	11,10%
ATS DELLA BRIANZA	1	13,66%	15,31%	15,47%	16,71%	12,65%
	2	11,50%	10,70%	11,16%	14,11%	11,47%
	3	10,43%	11,11%	9,85%	13,69%	9,48%
	4	10,06%	11,28%	9,71%	14,73%	11,16%
	5	8,64%	11,07%	10,85%	14,36%	11,36%
	6	8,32%	10,54%	10,43%	13,61%	11,49%
ATS DI BERGAMO	1	12,69%	14,56%	15,83%	13,51%	13,01%
	2	10,91%	10,80%	10,57%	13,04%	9,96%
	3	10,17%	10,71%	9,86%	11,70%	9,92%
	4	9,52%	10,68%	10,47%	14,01%	10,58%
	5	8,16%	10,66%	10,43%	13,27%	9,32%
	6	7,61%	9,92%	9,95%	13,20%	9,67%
ATS DI BRESCIA	1	14,09%	14,94%	16,71%	15,36%	14,40%
	2	12,91%	11,92%	11,81%	13,42%	12,31%
	3	11,40%	12,50%	11,58%	12,82%	11,19%
	4	10,85%	13,04%	10,37%	14,83%	11,32%
	5	8,87%	12,49%	10,86%	14,89%	10,45%
	6	8,38%	12,50%	11,33%	14,20%	11,30%
ATS DELLA VAL PADANA	1	15,60%	15,33%	16,87%	15,54%	13,93%
	2	13,03%	12,79%	12,45%	14,26%	10,90%
	3	12,64%	12,85%	11,43%	13,72%	10,38%
	4	13,24%	12,36%	10,86%	14,53%	10,57%
	5	10,80%	11,92%	12,47%	14,96%	10,11%
	6	8,96%	12,80%	11,71%	15,04%	10,14%
ATS DI PAVIA	1	19,53%	16,81%	17,53%	16,12%	14,09%
	2	15,94%	13,27%	12,94%	15,41%	12,12%
	3	14,64%	13,57%	12,87%	15,02%	10,30%
	4	13,70%	12,93%	11,84%	16,77%	11,27%
	5	10,73%	14,25%	12,92%	15,68%	11,93%
	6	11,19%	13,88%	12,53%	14,51%	11,96%

Ultimo giorno di analisi: 08/02/2026

% Accessi in Pronto Soccorso con ILI

Settimana	2022	2023	2024	2025	2026
1	4,91%	5,96%	7,23%	7,13%	5,91%
2	3,91%	4,29%	4,52%	6,35%	4,49%
3	3,49%	4,22%	4,13%	6,37%	3,85%
4	2,99%	4,35%	3,96%	7,21%	3,75%
5	2,69%	4,74%	4,01%	6,93%	3,87%
6	2,44%	4,77%	4,08%	6,44%	3,55%

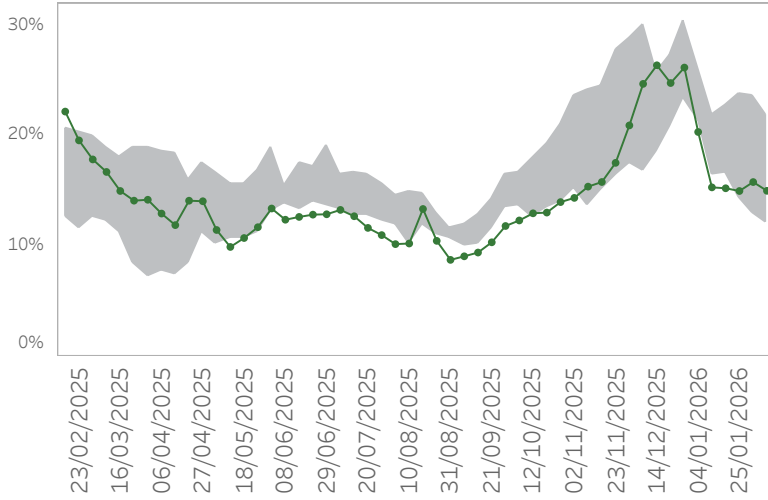
% di Ricoverati da Pronto Soccorso con ILI

Settimana	2022	2023	2024	2025	2026
1	3,59%	7,58%	8,88%	7,49%	6,74%
2	3,73%	5,17%	5,77%	6,01%	5,93%
3	3,26%	5,60%	5,30%	6,13%	5,43%
4	3,86%	5,15%	5,64%	6,74%	5,59%
5	3,87%	5,68%	5,62%	6,78%	5,74%
6	3,61%	5,61%	5,48%	6,81%	4,90%

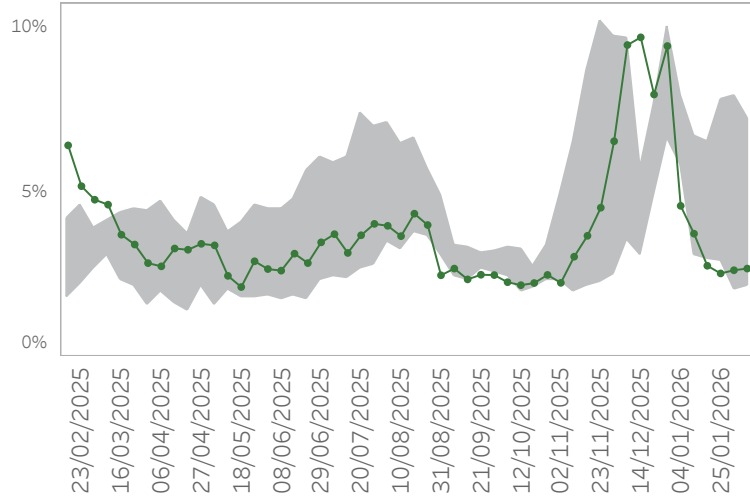
Ultimo giorno di analisi: 08/02/2026

% Accessi per fascia d'età con ILI

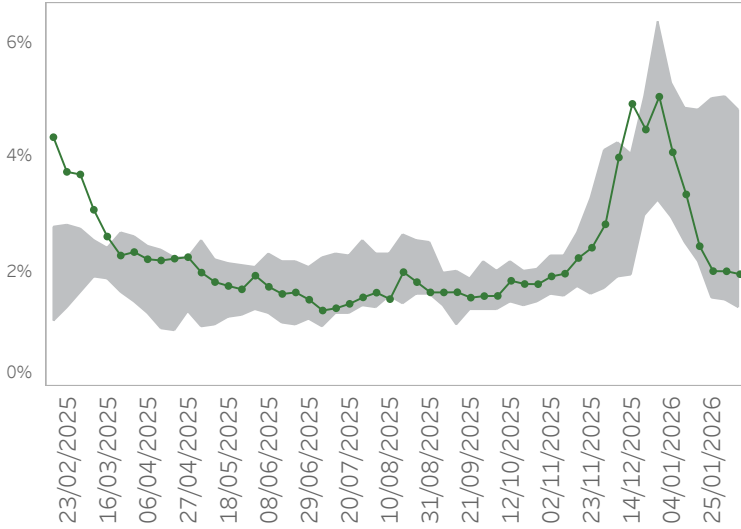
0-9



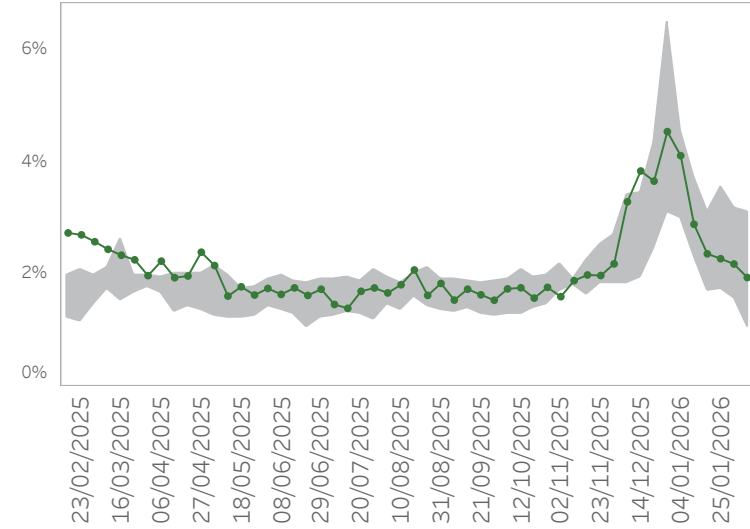
10-19



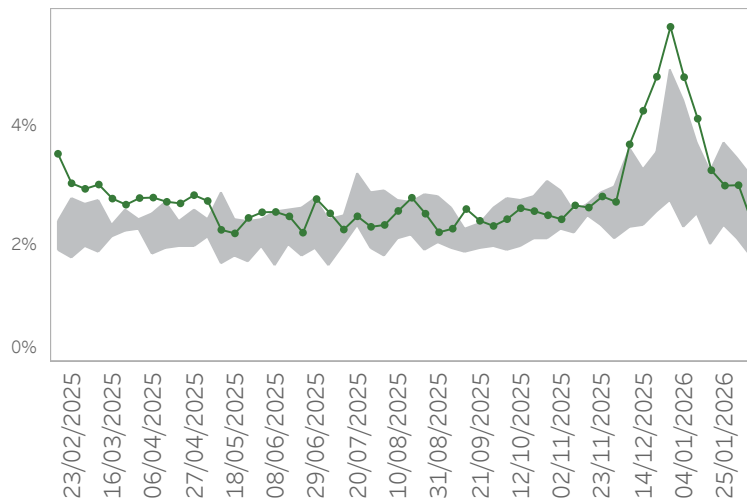
20-49



50-70



70+



Ultimo giorno di analisi: 08/02/2026

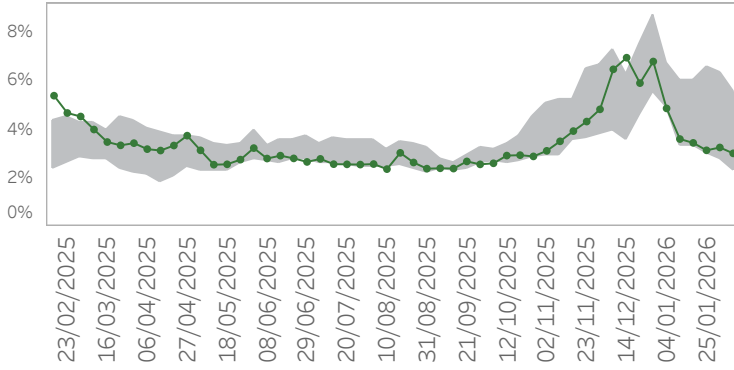
% Accessi per fascia d'età con ILI

Fascia d'età	Settimana	2022	2023	2024	2025	2026
0-9	1	21,26%	24,75%	25,79%	23,90%	20,29%
	2	16,47%	18,19%	16,95%	21,88%	15,29%
	3	16,68%	18,08%	17,14%	22,67%	15,21%
	4	14,32%	18,79%	17,34%	23,77%	14,96%
	5	13,00%	19,54%	16,70%	23,45%	15,77%
	6	12,19%	19,40%	16,45%	21,88%	14,98%
10-19	1	5,85%	5,91%	5,79%	7,88%	4,56%
	2	4,53%	3,36%	3,07%	6,65%	3,72%
	3	3,65%	2,96%	3,29%	6,49%	2,75%
	4	2,91%	3,11%	3,01%	7,75%	2,52%
	5	2,05%	3,77%	2,72%	7,86%	2,62%
	6	2,16%	3,80%	3,84%	7,18%	2,67%
20-49	1	3,22%	2,93%	4,59%	5,28%	4,09%
	2	2,51%	2,56%	3,31%	4,86%	3,35%
	3	2,16%	2,22%	2,38%	4,81%	2,45%
	4	1,54%	2,23%	2,11%	5,02%	2,02%
	5	1,50%	2,55%	2,27%	5,06%	2,01%
	6	1,36%	2,51%	2,10%	4,81%	1,96%
50-70	1	2,99%	3,15%	4,52%	4,04%	4,11%
	2	2,37%	2,31%	2,95%	3,71%	2,89%
	3	1,71%	2,25%	2,33%	3,10%	2,36%
	4	1,73%	1,94%	1,96%	3,53%	2,28%
	5	1,56%	2,06%	2,19%	3,16%	2,18%
	6	1,06%	2,08%	2,03%	3,10%	1,94%
70+	1	2,29%	3,94%	4,43%	4,08%	4,84%
	2	2,52%	3,06%	3,10%	3,73%	4,13%
	3	1,99%	2,68%	2,75%	3,24%	3,26%
	4	2,30%	2,37%	2,30%	3,73%	3,00%
	5	2,07%	2,57%	2,28%	3,46%	3,00%
	6	1,78%	2,68%	2,55%	3,16%	2,37%

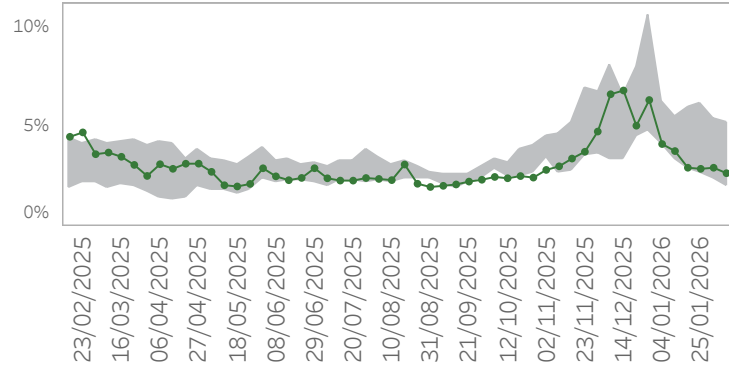
Ultimo giorno di analisi: 08/02/2026

% Accessi per ATS con ILI

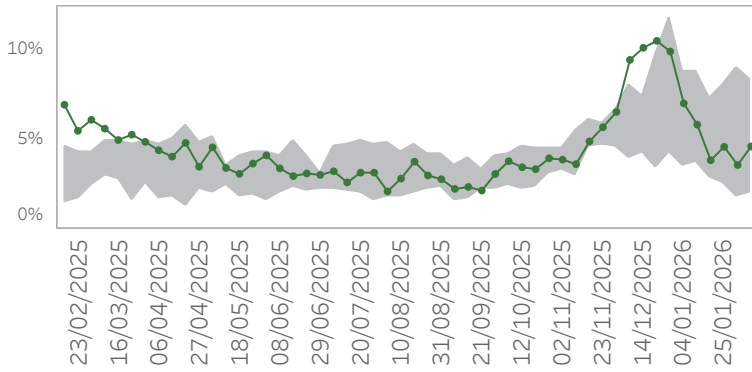
ATS della città Metropolitana di Milano



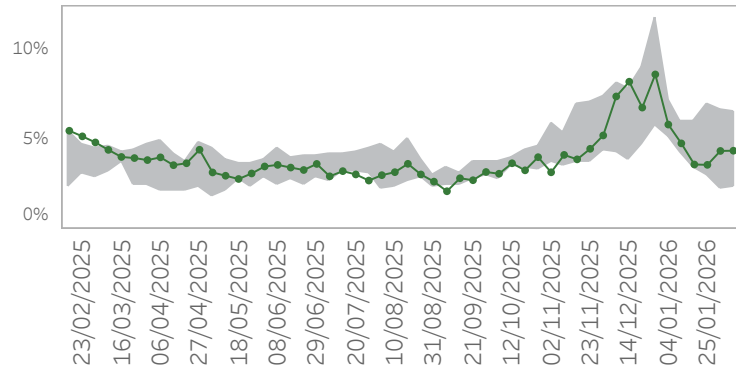
ATS dell'Insubria



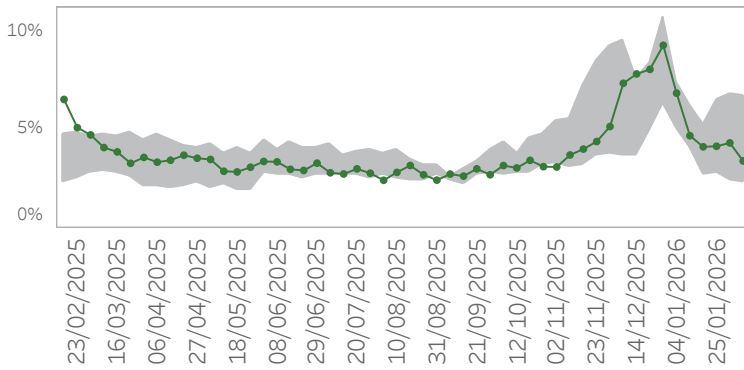
ATS della Montagna



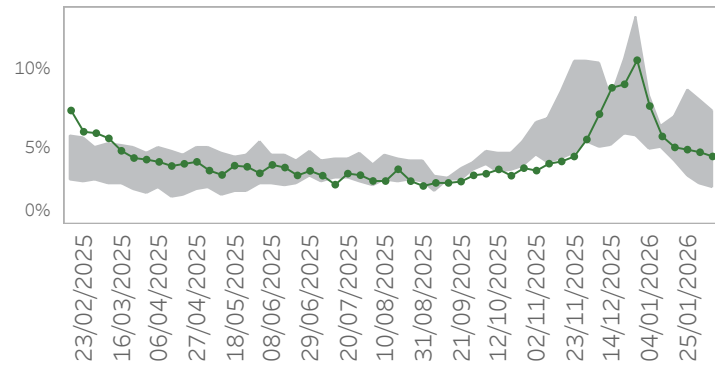
ATS della Brianza



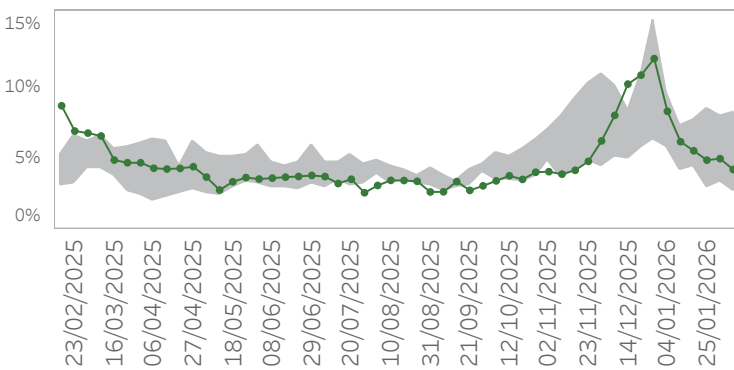
ATS di Bergamo



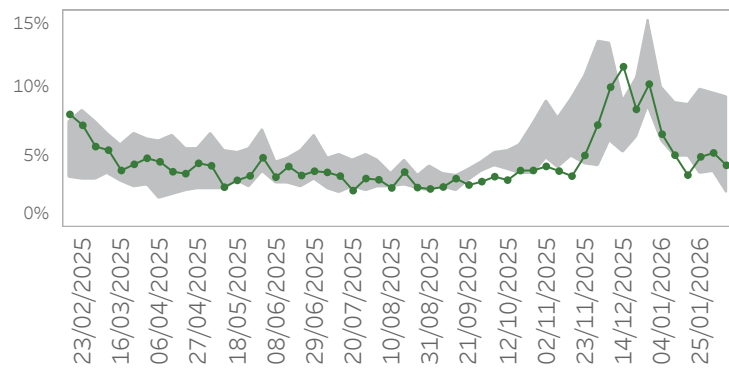
ATS di Brescia



ATS della Val Padana



ATS di Pavia

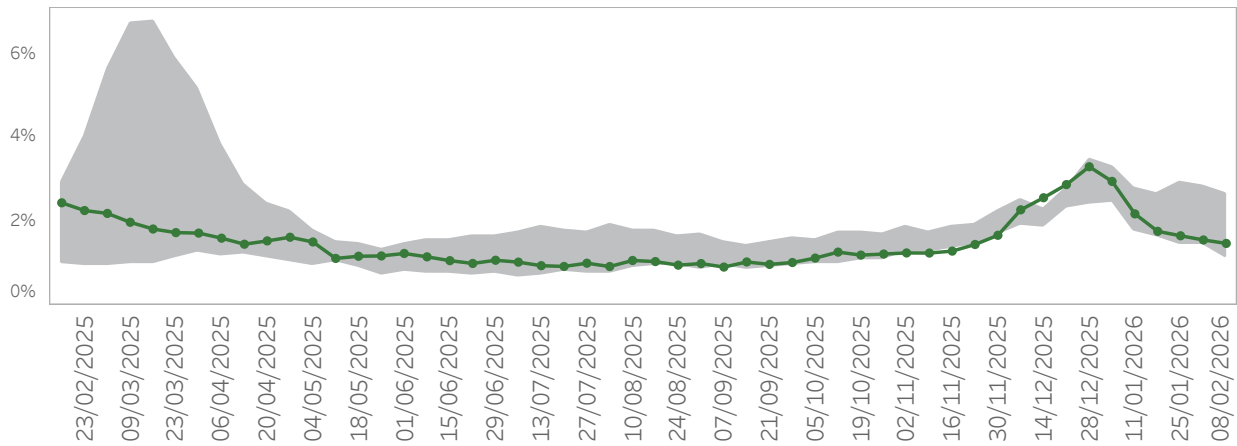


Ultimo giorno di analisi: 08/02/2026

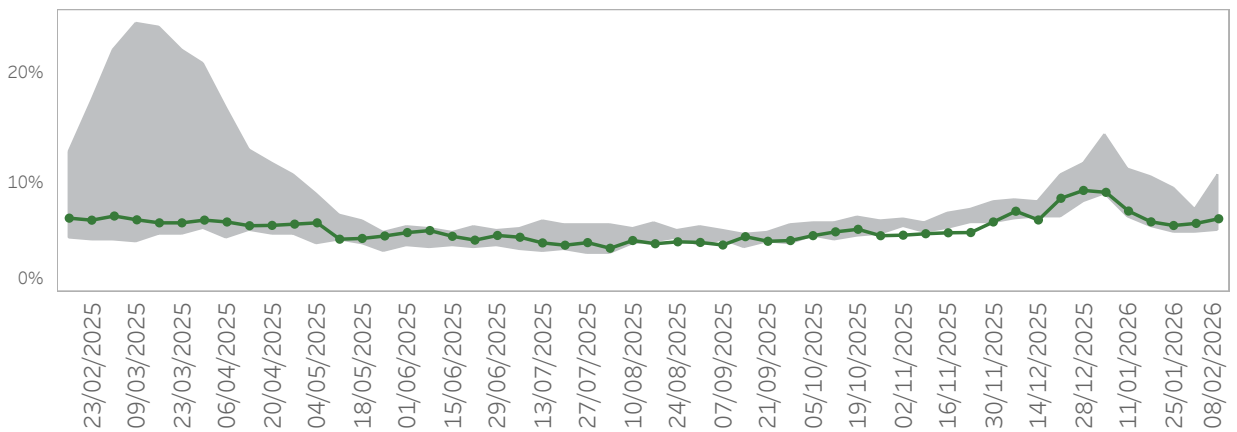
% Accessi per ATS con ILI

ATS	Settimana	2022	2023	2024	2025	2026
ATS DELLA CITTA' METROPOLITANA DI MILANO	1	4,91%	5,04%	6,22%	6,74%	4,88%
	2	3,32%	3,66%	3,83%	6,03%	3,61%
	3	3,31%	3,60%	3,52%	6,02%	3,45%
	4	3,02%	3,64%	3,45%	6,60%	3,14%
	5	2,80%	4,26%	3,49%	6,37%	3,26%
	6	2,30%	4,18%	3,49%	5,55%	3,02%
ATS DELL'INSUBRIA	1	4,09%	5,24%	6,19%	5,55%	4,12%
	2	3,37%	3,81%	4,30%	5,51%	3,77%
	3	2,91%	3,54%	2,97%	5,92%	2,93%
	4	2,71%	3,29%	3,12%	6,14%	2,88%
	5	2,40%	4,15%	3,13%	5,37%	2,93%
	6	2,25%	4,61%	3,32%	5,14%	2,66%
ATS DELLA MONTAGNA	1	3,54%	4,94%	8,72%	7,45%	6,96%
	2	3,68%	3,90%	6,04%	8,72%	5,78%
	3	2,82%	3,93%	4,67%	7,27%	3,81%
	4	2,59%	3,83%	4,43%	7,96%	4,55%
	5	1,83%	3,56%	4,58%	8,96%	3,54%
	6	2,06%	3,80%	4,57%	8,26%	4,57%
ATS DELLA BRIANZA	1	5,09%	6,34%	7,05%	7,07%	5,77%
	2	4,21%	4,30%	4,63%	5,88%	4,73%
	3	3,41%	3,69%	3,85%	5,95%	3,56%
	4	2,94%	4,64%	3,92%	6,91%	3,54%
	5	2,18%	4,54%	3,96%	6,61%	4,31%
	6	2,34%	4,41%	4,49%	6,44%	4,32%
ATS DI BERGAMO	1	4,99%	6,71%	7,36%	6,78%	6,82%
	2	4,06%	4,52%	4,35%	6,16%	4,68%
	3	2,70%	4,60%	4,11%	5,18%	4,12%
	4	2,83%	3,94%	4,15%	6,45%	4,14%
	5	2,41%	4,88%	4,17%	6,81%	4,31%
	6	2,29%	4,26%	4,00%	6,63%	3,40%
ATS DI BRESCIA	1	4,88%	7,29%	8,24%	7,93%	7,66%
	2	5,08%	5,18%	4,91%	6,36%	5,69%
	3	4,08%	5,04%	5,63%	6,99%	4,98%
	4	3,11%	5,90%	4,92%	8,67%	4,84%
	5	2,61%	5,62%	4,87%	8,01%	4,67%
	6	2,30%	5,41%	5,17%	7,25%	4,40%
ATS DELLA VAL PADANA	1	5,79%	6,80%	9,67%	8,65%	8,36%
	2	4,16%	5,17%	5,94%	7,30%	6,21%
	3	4,48%	5,72%	5,64%	7,73%	5,56%
	4	2,92%	5,58%	4,72%	8,56%	4,91%
	5	3,41%	5,77%	5,16%	8,01%	5,01%
	6	3,13%	6,67%	4,65%	8,33%	4,24%
ATS DI PAVIA	1	6,09%	7,43%	9,16%	9,99%	6,66%
	2	5,04%	5,96%	6,16%	8,95%	5,17%
	3	5,06%	6,10%	5,50%	8,80%	3,74%
	4	3,88%	6,17%	5,44%	9,90%	5,04%
	5	3,90%	6,48%	5,46%	9,58%	5,32%
	6	3,85%	7,20%	5,35%	9,24%	4,44%

Ultimo giorno di analisi: 08/02/2026

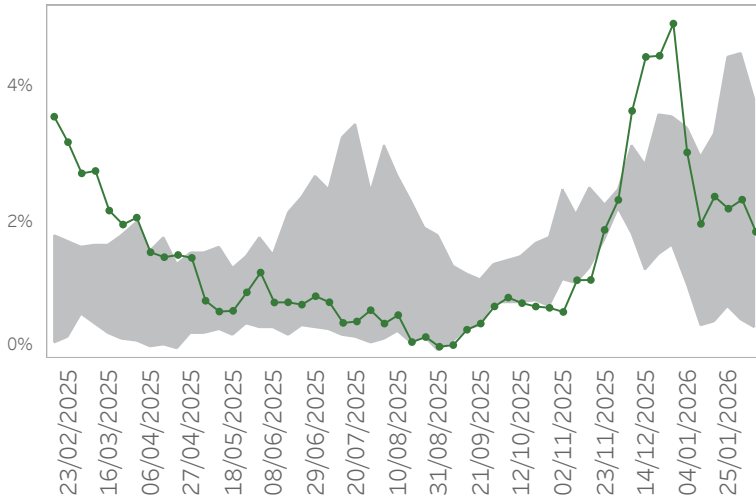
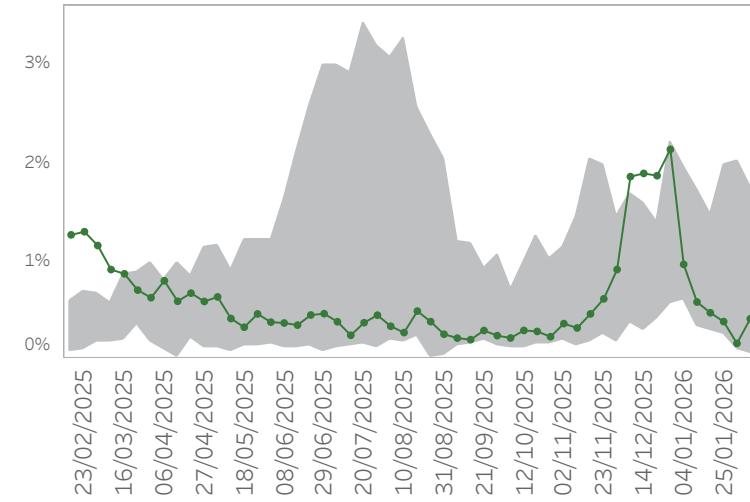
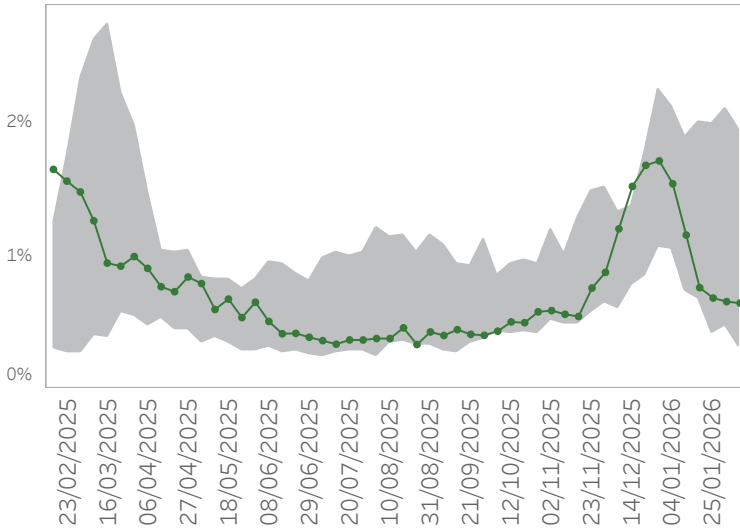
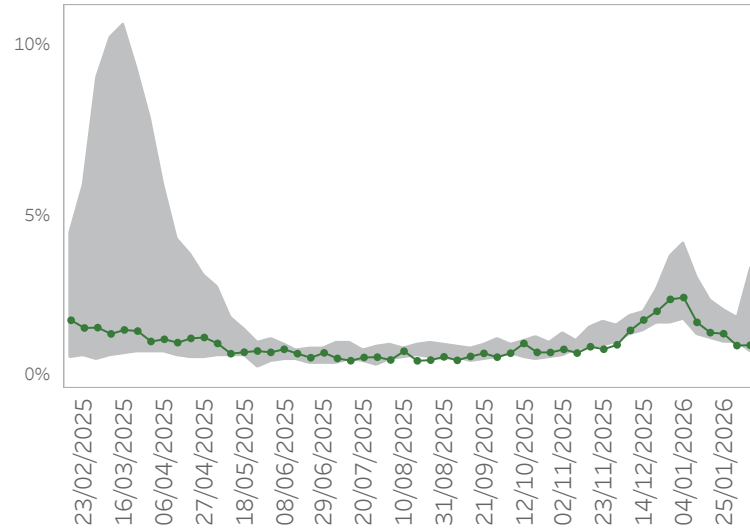
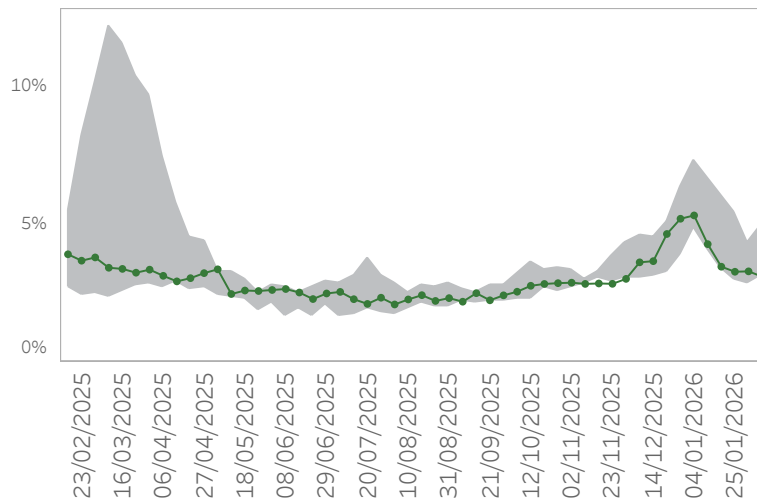
% Accessi in Pronto Soccorso con POLMONITI

Settimana	2022	2023	2024	2025	2026
1	3,28%	2,47%	3,19%	3,05%	2,95%
2	2,69%	1,77%	2,13%	2,79%	2,18%
3	2,32%	1,68%	1,63%	2,63%	1,76%
4	2,02%	1,46%	1,46%	2,92%	1,66%
5	1,62%	1,58%	1,45%	2,83%	1,56%
6	1,16%	1,60%	1,51%	2,66%	1,47%

% di Ricoverati da Pronto Soccorso con POLMONITI

Settimana	2022	2023	2024	2025	2026
1	14,31%	8,92%	10,47%	9,02%	9,12%
2	11,14%	6,79%	7,47%	7,95%	7,41%
3	10,56%	6,48%	5,90%	7,47%	6,42%
4	9,41%	5,65%	5,46%	7,55%	6,09%
5	7,51%	6,17%	5,39%	7,49%	6,28%
6	6,05%	6,08%	5,66%	7,04%	6,70%

Ultimo giorno di analisi: 08/02/2026

% Accessi per fascia d'età con POLMONITI**0-9****10-19****20-49****50-70****70+**

Ultimo giorno di analisi: 08/02/2026

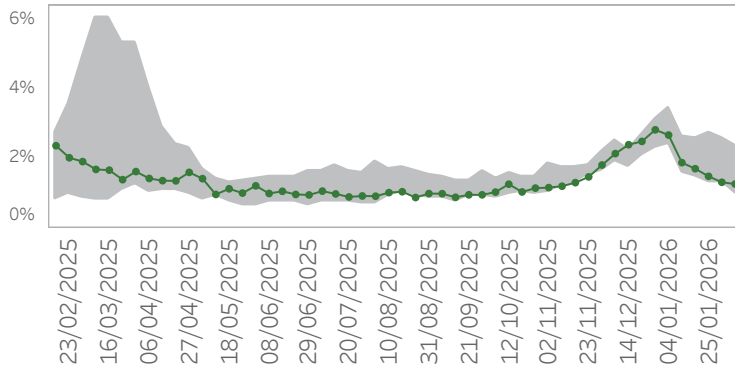
% Accessi per fascia d'età con POLMONITI

Fascia d'età	Settimana	2022	2023	2024	2025	2026
0-9	1	1,07%	1,96%	3,29%	3,39%	3,03%
	2	0,47%	1,13%	1,61%	2,96%	1,98%
	3	0,52%	1,56%	1,59%	3,31%	2,38%
	4	0,75%	1,64%	1,30%	4,43%	2,21%
	5	0,56%	1,68%	1,76%	4,48%	2,34%
	6	0,46%	1,94%	1,70%	3,80%	1,87%
10-19	1	0,60%	0,77%	0,93%	1,96%	0,96%
	2	0,33%	0,46%	0,38%	1,71%	0,58%
	3	0,29%	0,31%	0,58%	1,46%	0,47%
	4	0,25%	0,41%	0,66%	1,96%	0,38%
	5	0,10%	0,49%	0,53%	2,01%	0,16%
	6	0,05%	0,66%	0,58%	1,73%	0,41%
20-49	1	1,06%	1,06%	1,78%	2,13%	1,54%
	2	0,74%	0,78%	1,31%	1,89%	1,16%
	3	0,68%	0,73%	0,85%	2,01%	0,76%
	4	0,41%	0,71%	0,78%	1,99%	0,68%
	5	0,48%	0,74%	0,77%	2,11%	0,66%
	6	0,31%	0,78%	0,74%	1,95%	0,64%
50-70	1	4,24%	2,00%	3,27%	2,55%	2,66%
	2	3,23%	1,56%	2,01%	2,58%	1,94%
	3	2,59%	1,44%	1,45%	2,19%	1,64%
	4	2,10%	1,34%	1,32%	2,28%	1,60%
	5	1,66%	1,48%	1,35%	2,05%	1,26%
	6	1,05%	1,48%	1,32%	2,16%	1,27%
70+	1	7,31%	5,44%	5,70%	4,90%	5,32%
	2	6,68%	4,11%	4,29%	4,55%	4,28%
	3	6,02%	3,88%	3,41%	4,07%	3,46%
	4	5,46%	2,99%	3,04%	4,33%	3,27%
	5	4,32%	3,28%	2,84%	4,03%	3,29%
	6	3,32%	3,11%	3,11%	3,90%	3,10%

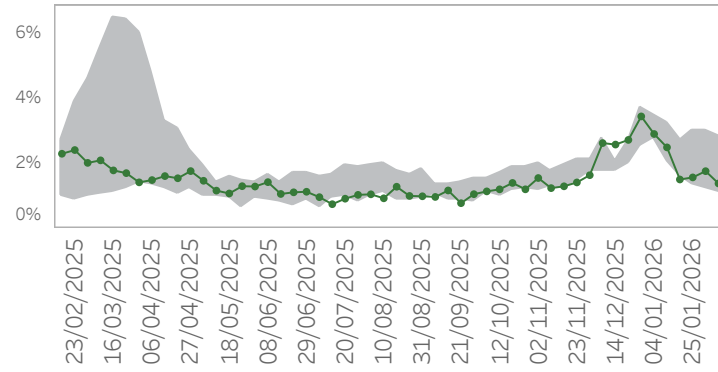
Ultimo giorno di analisi: **08/02/2026**

% Accessi per ATS con POLMONITI

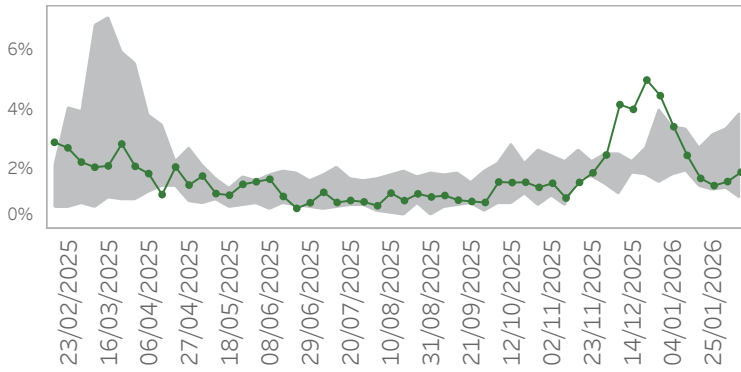
ATS della città Metropolitana di Milano



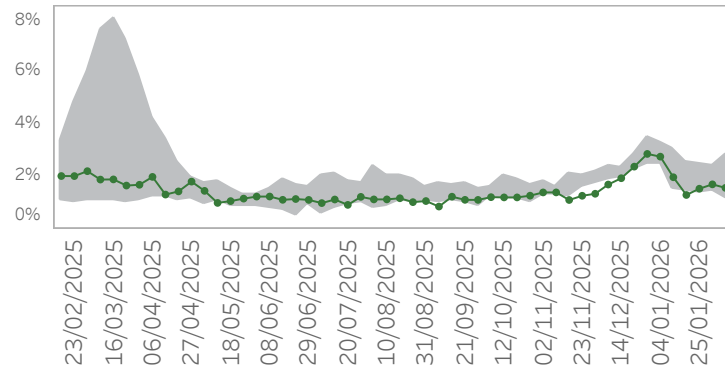
ATS dell'Insubria



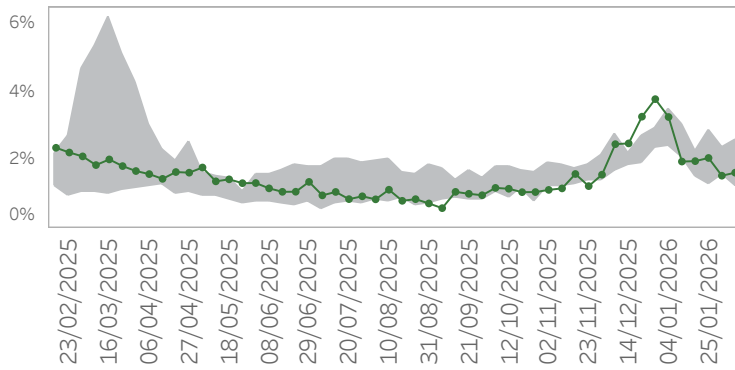
ATS della Montagna



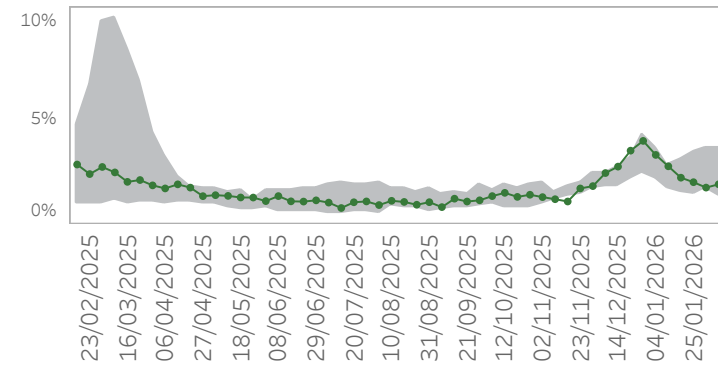
ATS della Brianza



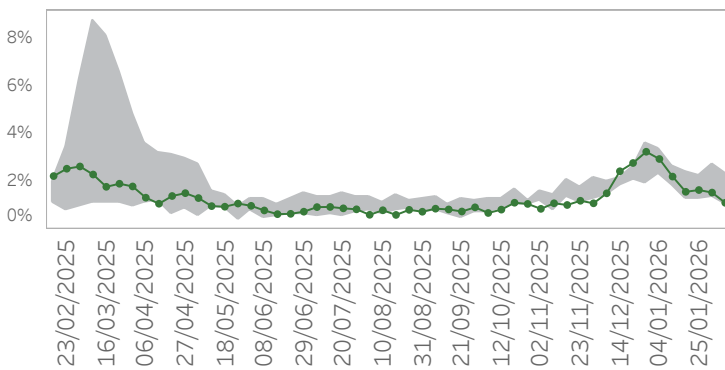
ATS di Bergamo



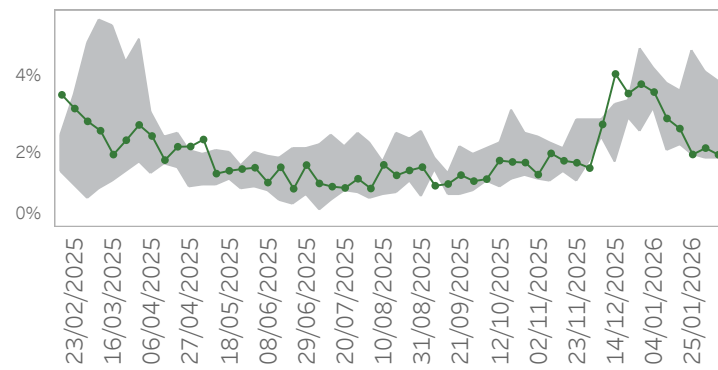
ATS di Brescia



ATS della Val Padana



ATS di Pavia



Ultimo giorno di analisi: 08/02/2026

% Accessi per ATS con POLMONITI

ATS	Settimana	2022	2023	2024	2025	2026
ATS DELLA CITTA' METROPOLITANA DI MILANO	1	3,45%	2,37%	2,80%	2,93%	2,65%
	2	2,64%	1,59%	1,91%	2,56%	1,87%
	3	2,30%	1,66%	1,48%	2,55%	1,70%
	4	1,91%	1,44%	1,31%	2,74%	1,48%
	5	1,46%	1,45%	1,29%	2,56%	1,31%
	6	0,98%	1,57%	1,49%	2,36%	1,26%
ATS DELL'INSUBRIA	1	3,49%	2,84%	3,08%	2,79%	2,90%
	2	2,60%	2,08%	2,41%	3,21%	2,49%
	3	2,34%	1,85%	1,60%	2,73%	1,50%
	4	2,24%	1,36%	1,72%	3,00%	1,56%
	5	1,74%	1,59%	1,25%	3,00%	1,76%
	6	1,11%	1,97%	1,36%	2,83%	1,38%
ATS DELLA MONTAGNA	1	1,79%	2,58%	3,43%	3,36%	3,45%
	2	2,78%	1,93%	2,80%	3,37%	2,48%
	3	1,44%	2,01%	1,74%	2,69%	1,71%
	4	1,50%	1,31%	1,75%	3,17%	1,46%
	5	1,38%	1,76%	1,55%	3,34%	1,60%
	6	1,03%	1,66%	1,33%	3,87%	1,92%
ATS DELLA BRIANZA	1	3,25%	2,44%	3,19%	3,23%	2,73%
	2	3,05%	1,49%	2,05%	2,31%	1,95%
	3	2,55%	1,65%	1,47%	2,29%	1,28%
	4	1,95%	1,37%	1,61%	2,43%	1,52%
	5	1,59%	1,45%	1,60%	2,35%	1,69%
	6	1,16%	1,31%	1,59%	2,22%	1,55%
ATS DI BERGAMO	1	3,24%	2,43%	3,46%	2,92%	3,26%
	2	2,33%	2,11%	2,08%	3,02%	1,96%
	3	2,15%	1,64%	1,52%	2,24%	1,97%
	4	1,93%	1,27%	1,30%	2,85%	2,06%
	5	1,58%	1,56%	1,65%	2,38%	1,55%
	6	1,33%	1,31%	1,23%	2,59%	1,63%
ATS DI BRESCIA	1	3,21%	2,20%	3,61%	3,14%	3,28%
	2	2,76%	1,70%	2,31%	2,76%	2,75%
	3	2,43%	1,50%	1,98%	3,08%	2,21%
	4	2,01%	1,61%	1,48%	3,45%	2,00%
	5	1,69%	1,81%	1,72%	3,58%	1,74%
	6	1,35%	1,55%	1,57%	3,11%	1,90%
ATS DELLA VAL PADANA	1	3,23%	2,29%	3,34%	2,87%	2,94%
	2	2,27%	1,92%	1,81%	2,62%	2,21%
	3	2,21%	1,43%	1,31%	2,40%	1,57%
	4	2,23%	1,43%	1,25%	2,23%	1,65%
	5	1,83%	1,67%	1,32%	2,71%	1,54%
	6	1,06%	1,79%	1,56%	2,31%	1,11%
ATS DI PAVIA	1	3,14%	3,17%	4,19%	4,21%	3,58%
	2	3,58%	2,03%	2,80%	3,82%	2,89%
	3	2,70%	2,19%	2,87%	3,62%	2,62%
	4	2,57%	2,13%	1,94%	4,66%	1,93%
	5	2,25%	1,80%	1,91%	4,12%	2,10%
	6	1,83%	1,94%	2,20%	3,86%	1,93%