

SORVEGLIANZA ACCESSI PRONTO SOCCORSO

Nota metodologica

Il presente report mostra i dati relativi al numero di accessi settimanali nei Pronto Soccorso di Regione Lombardia; vengono riportati gli accessi totali e classificati in base alla diagnosi alla dimissione e suddivisi per fascia di età ed ATS di afferenza del Pronto Soccorso. La fonte dei dati è il flusso EUOL (Emergenze Urgenze Online).

Sulla base della diagnosi attribuita alla dimissione del Pronto Soccorso (codifica ICD-9CM) gli accessi sono stati suddivisi in:

1. Diagnosi di **sindromi respiratorie**
2. Diagnosi di **sindromi simi-influenzali (influenza-like illness, ILI)**
3. Diagnosi di **polmoniti**

Il framework utilizzato per la classificazione degli accessi è quello proposto dai Centers for Disease Control and Prevention (U.S. CDC), integrato con i codici relativi al COVID-19.

Si sottolinea inoltre che il flusso EUOL proveniente dai Pronto Soccorso dell'ATS PAVIA – Fondazione IRCCS Policlinico San Matteo, ASST PAVIA (Ospedale di Voghera e Vigevano) – presentano alcuni dati mancanti per le settimane n° 29-49 del 2023, pertanto i grafici relativi agli accessi suddivisi per ATS mostrano una flessione nel numero di accessi relativamente al periodo indicato.

Grafici rappresentati

Nei grafici la linea **verde** (denominata "Valore Attuale") mostra il dato relativo alla settimana riportata sull'asse x. L'area in **grigio** rappresenta i valori relativi alla stessa settimana nei 4 anni precedenti ordinati dal minimo al massimo.

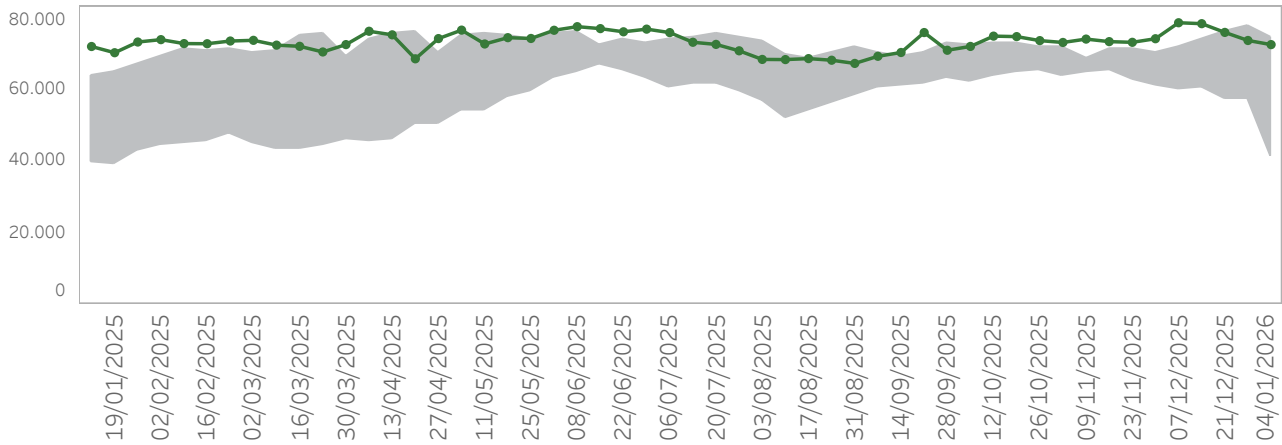
Codifica delle settimane rappresentate:

Settimana	Inizio	Fine
1	29/12/2025	04/01/2026

1. ACCESSI TOTALI

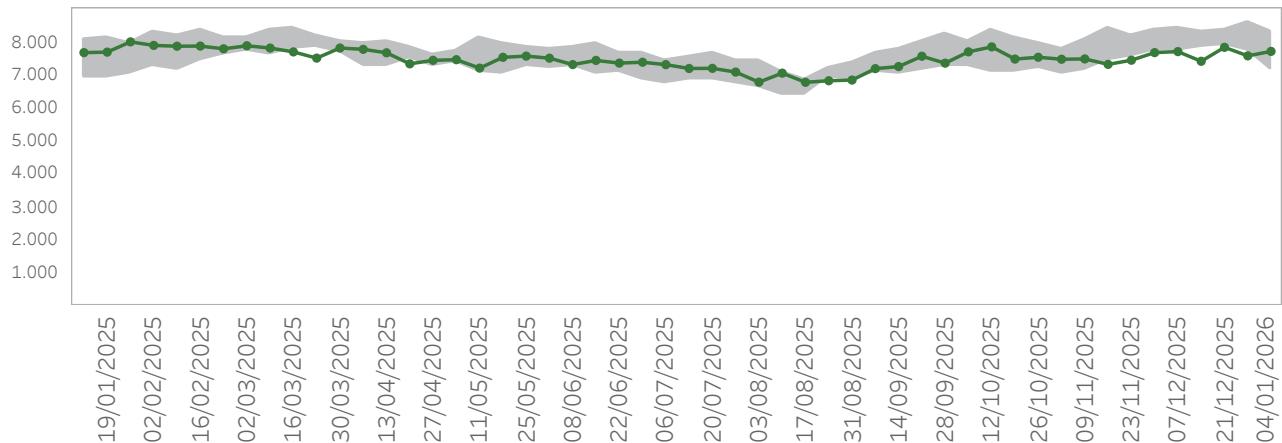
Ultimo giorno di analisi: 04/01/2026

Accessi Totali in Pronto Soccorso



Settimana	2022	2023	2024	2025	2026
48	70.135	69.350	69.570	74.148	
49	67.703	71.933	69.857	78.611	
50	63.092	73.881	70.369	78.352	
51	61.245	76.057	70.946	75.914	
52	63.397	77.834	73.327	73.658	
1	54.929	65.074	68.742	74.214	72.504

Ricoveri Totali da Pronto Soccorso

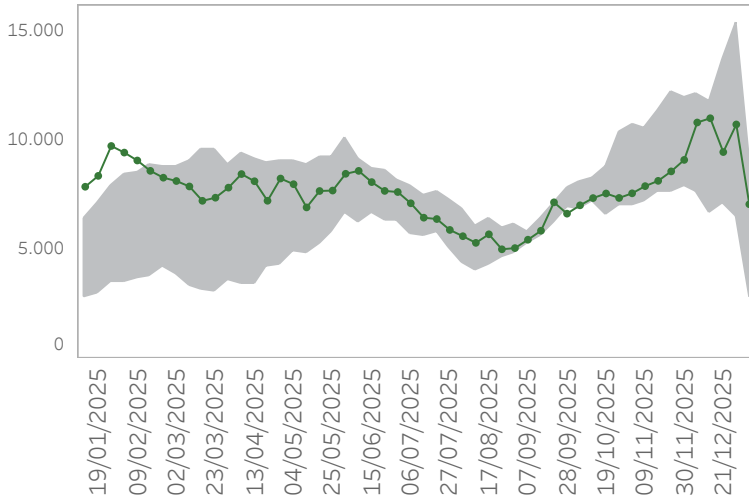


Settimana	2022	2023	2024	2025	2026
48	8.375	7.783	7.800	7.700	
49	8.482	7.797	7.738	7.731	
50	8.328	8.064	7.881	7.437	
51	8.249	8.396	7.925	7.861	
52	8.611	8.384	7.740	7.602	
1	7.990	8.351	8.213	8.103	7.738

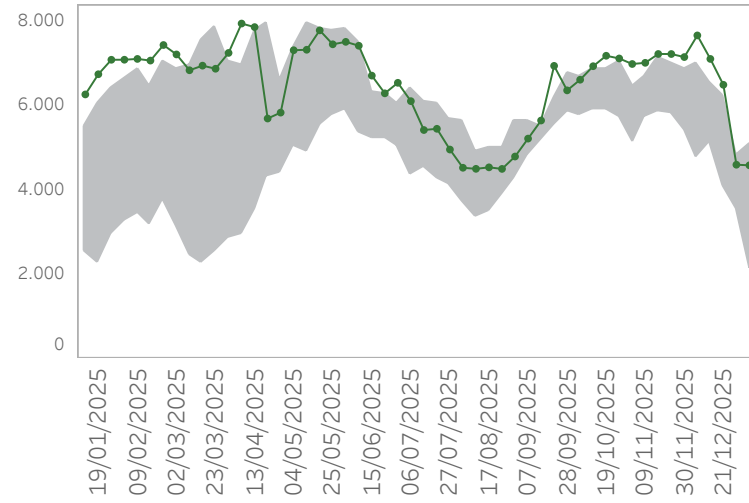
Ultimo giorno di analisi: 04/01/2026

Accessi Totali per fascia d'età

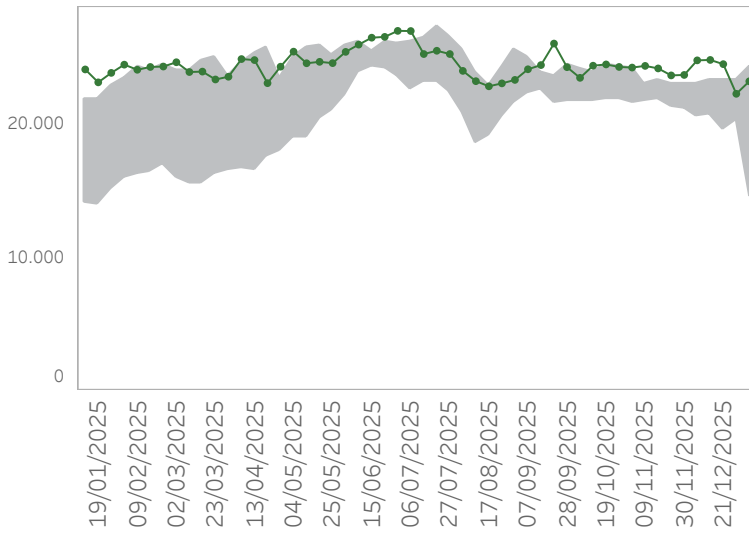
0-9



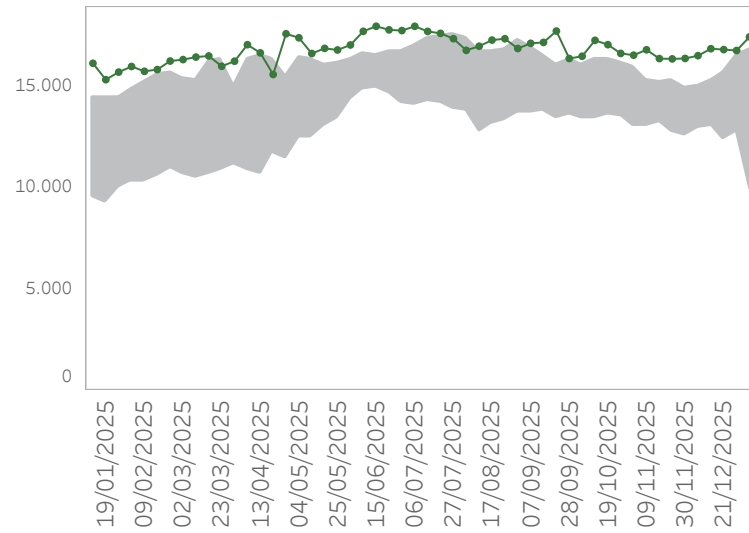
10-19



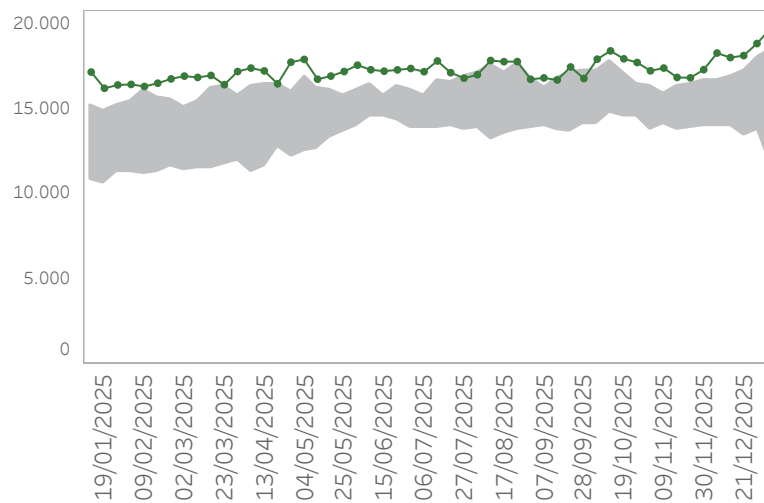
20-49



50-70



70+



Ultimo giorno di analisi: 04/01/2026

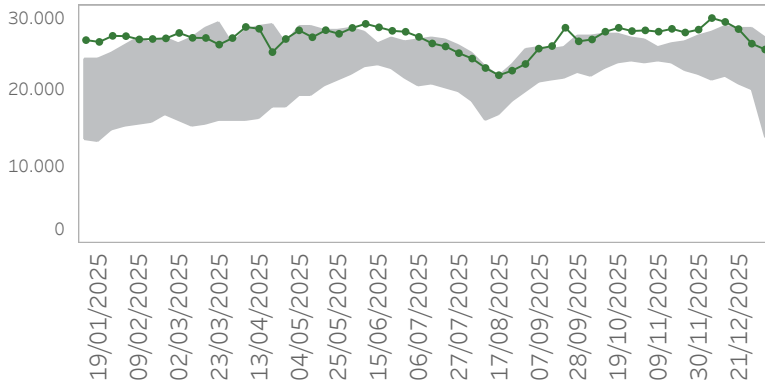
Accessi Totali per fascia d'età

Fascia d'età	Settimana	2022	2023	2024	2025	2026
0-9	48	11.885	9.244	7.840	9.076	
	49	11.468	12.098	7.976	10.783	
	50	8.289	11.724	8.402	10.977	
	51	8.562	13.686	8.807	9.434	
	52	9.099	15.341	11.650	10.694	
	1	5.494	7.546	8.471	8.975	7.053
10-19	48	6.483	6.152	6.853	7.138	
	49	5.231	5.688	6.993	7.650	
	50	5.127	6.169	6.556	7.094	
	51	4.485	5.703	6.209	6.482	
	52	3.805	4.530	4.815	4.591	
	1	3.490	4.164	4.303	5.061	4.577
20-49	48	22.046	22.343	23.164	23.770	
	49	21.323	22.437	23.169	24.868	
	50	20.773	23.376	23.297	24.899	
	51	19.623	23.325	22.856	24.582	
	52	20.389	23.321	22.497	22.350	
	1	20.106	21.885	23.383	24.418	23.291
50-70	48	13.767	14.575	14.949	16.387	
	49	13.788	14.588	15.032	16.523	
	50	13.265	15.316	15.269	16.867	
	51	13.074	15.731	15.381	16.823	
	52	14.157	16.557	15.883	16.779	
	1	12.426	15.059	15.960	16.870	17.449
70+	48	15.939	16.688	16.387	17.301	
	49	15.880	16.725	16.290	18.277	
	50	15.620	16.898	16.495	18.011	
	51	15.482	17.271	17.297	18.129	
	52	15.922	17.764	18.079	18.837	
	1	13.394	16.405	16.417	18.478	19.706

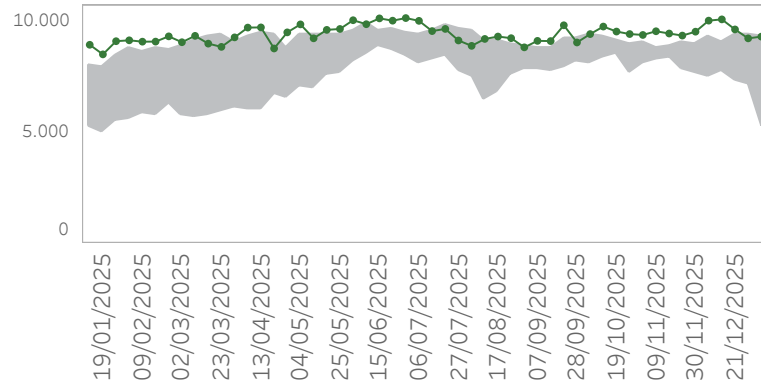
Ultimo giorno di analisi: **04/01/2026**

Accessi Totali per ATS

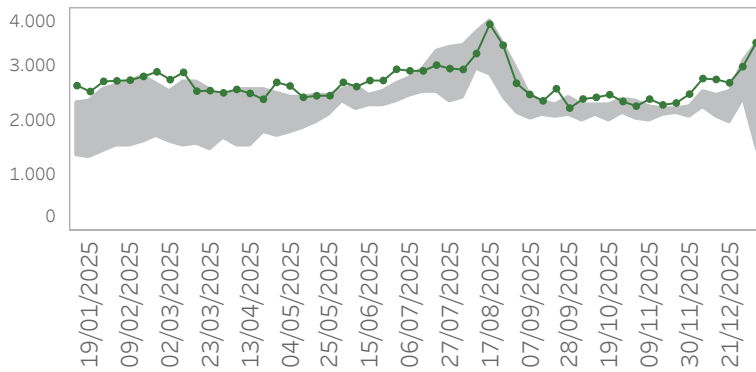
ATS della città Metropolitana di Milano



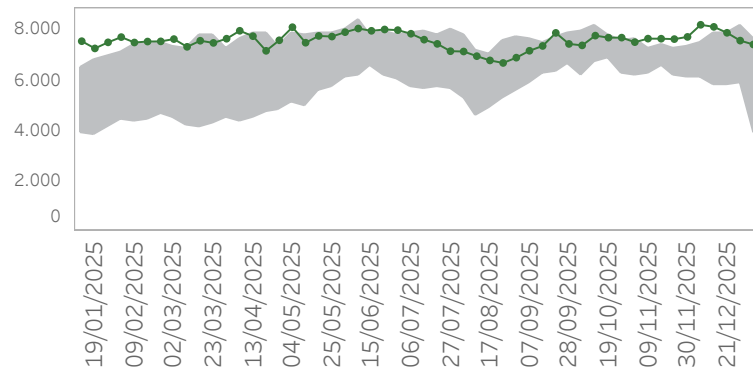
ATS dell'Insubria



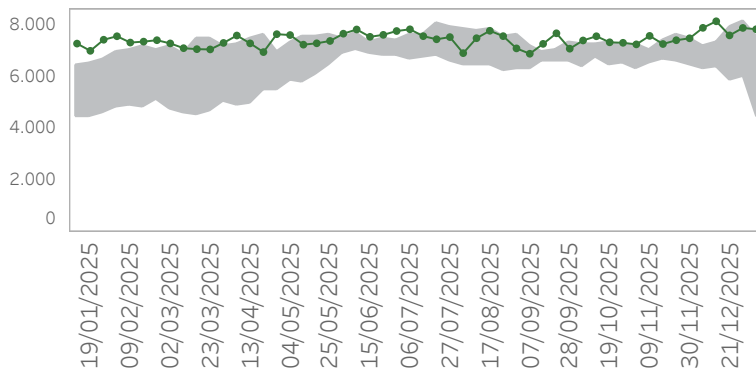
ATS della Montagna



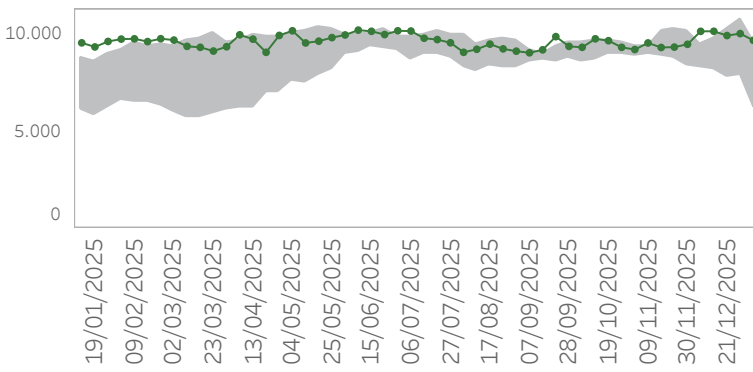
ATS della Brianza



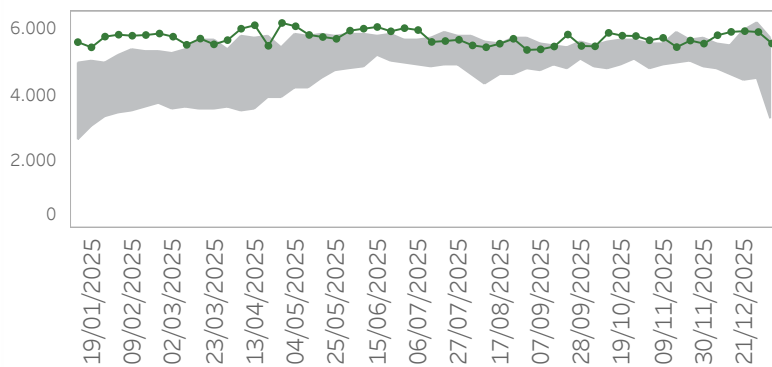
ATS di Bergamo



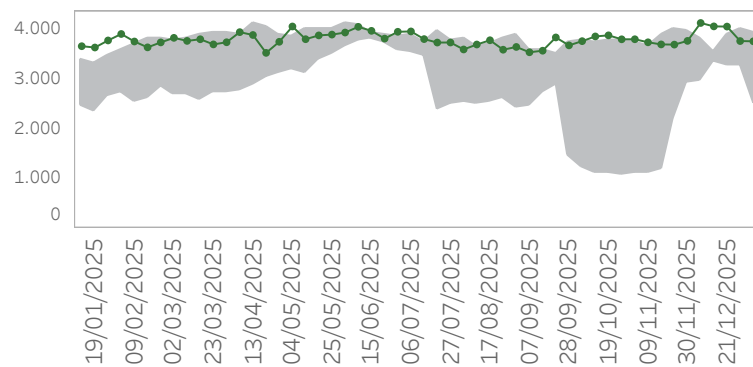
ATS di Brescia



ATS della Val Padana



ATS di Pavia



Ultimo giorno di analisi: 04/01/2026

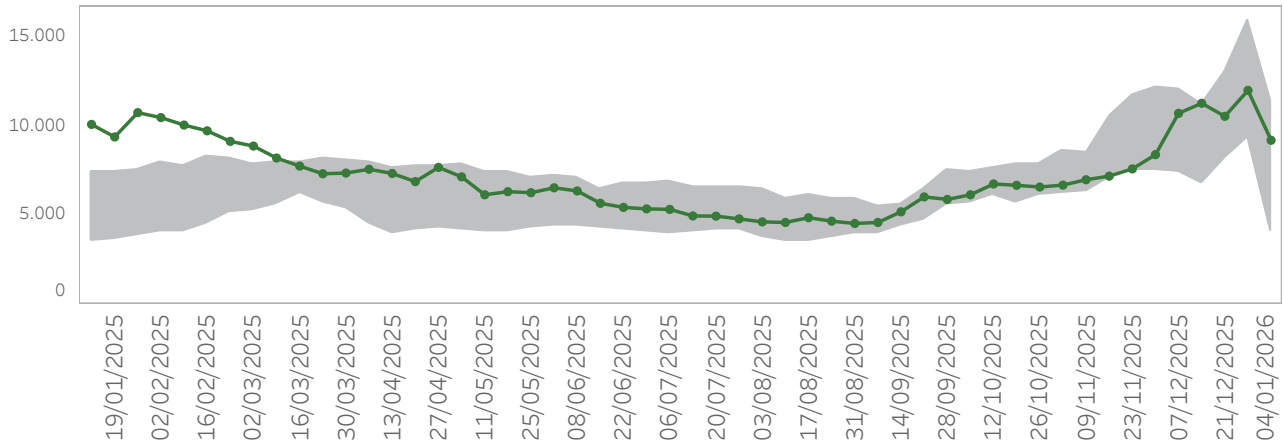
Accessi Totali per ATS

ATS	Settimana	2022	2023	2024	2025	2026
ATS DELLA CITTA' METROPOLITANA DI MILANO	48	25.418	27.033	26.091	28.045	
	49	24.373	27.629	26.630	29.560	
	50	22.868	28.327	26.602	29.055	
	51	21.696	28.094	26.844	28.115	
	52	22.001	28.074	26.564	26.206	
	1	19.501	22.681	25.165	26.941	25.440
ATS DELL'INSUBRIA	48	8.430	8.972	8.856	9.529	
	49	8.535	9.314	8.702	10.026	
	50	8.170	9.045	8.952	10.082	
	51	7.913	9.412	8.975	9.630	
	52	8.081	9.419	9.382	9.229	
	1	6.799	8.276	8.120	9.283	9.307
ATS DELLA MONTAGNA	48	2.279	2.038	2.146	2.484	
	49	2.389	2.535	2.300	2.766	
	50	2.182	2.477	2.445	2.750	
	51	2.044	2.551	2.454	2.689	
	52	2.727	3.086	2.990	2.981	
	1	2.287	2.714	2.948	3.422	3.418
ATS DELLA BRIANZA	48	6.657	7.290	7.353	7.740	
	49	6.385	7.462	7.245	8.223	
	50	5.837	7.876	7.537	8.140	
	51	5.799	7.881	7.347	7.904	
	52	6.265	8.163	7.571	7.592	
	1	5.562	6.767	7.074	7.648	7.438
ATS DI BERGAMO	48	7.505	6.673	6.940	7.493	
	49	7.174	6.924	7.054	7.897	
	50	6.726	7.366	6.922	8.150	
	51	6.454	7.921	7.073	7.605	
	52	6.858	8.117	7.599	7.893	
	1	5.768	6.738	7.109	7.592	7.842
ATS DI BRESCIA	48	10.201	9.216	9.218	9.538	
	49	9.581	9.565	9.056	10.209	
	50	8.820	9.821	9.030	10.212	
	51	8.708	10.340	9.271	9.990	
	52	8.797	10.788	9.682	10.092	
	1	7.502	9.065	9.379	9.686	9.743
ATS DELLA VAL PADANA	48	5.704	5.230	5.327	5.572	
	49	5.455	5.567	5.376	5.825	
	50	5.020	5.484	5.369	5.926	
	51	5.182	5.972	5.372	5.948	
	52	5.140	6.184	5.827	5.921	
	1	4.423	5.239	5.387	5.747	5.577
ATS DI PAVIA	48	3.941	2.898	3.639	3.747	
	49	3.811	2.937	3.494	4.105	
	50	3.469	3.485	3.512	4.037	
	51	3.449	3.886	3.610	4.033	
	52	3.528	4.003	3.712	3.744	
	1	3.087	3.594	3.560	3.895	3.739

2. ACCESSI PER SINDROME

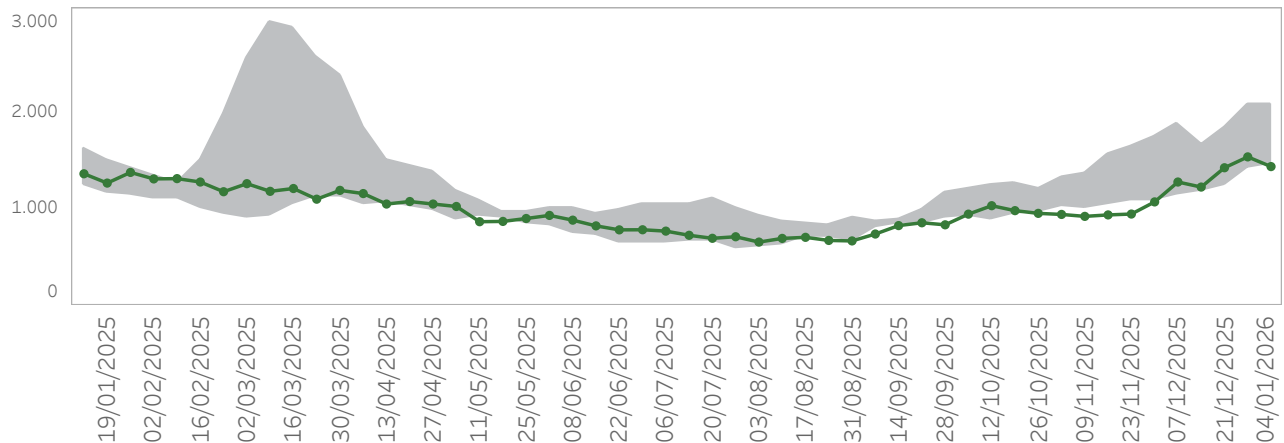
Ultimo giorno di analisi: 04/01/2026

Accessi in Pronto Soccorso con SINDROMI RESPIRATORIE



Settimana	2022	2023	2024	2025	2026
48	12.083	8.513	7.459	8.362	
49	11.973	11.048	7.993	10.671	
50	9.031	11.189	8.342	11.234	
51	9.339	13.000	8.943	10.503	
52	10.567	15.826	12.329	11.953	
1	8.846	9.824	10.796	11.378	9.168

Ricoveri da Pronto Soccorso con SINDROMI RESPIRATORIE

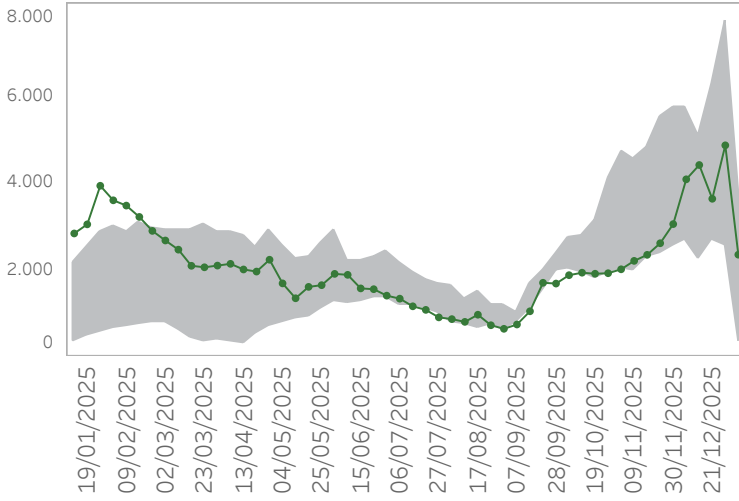


Settimana	2022	2023	2024	2025	2026
48	1.743	1.385	1.082	1.071	
49	1.885	1.525	1.141	1.276	
50	1.656	1.653	1.184	1.224	
51	1.691	1.840	1.238	1.423	
52	1.956	2.078	1.415	1.535	
1	2.081	1.903	1.967	1.581	1.435

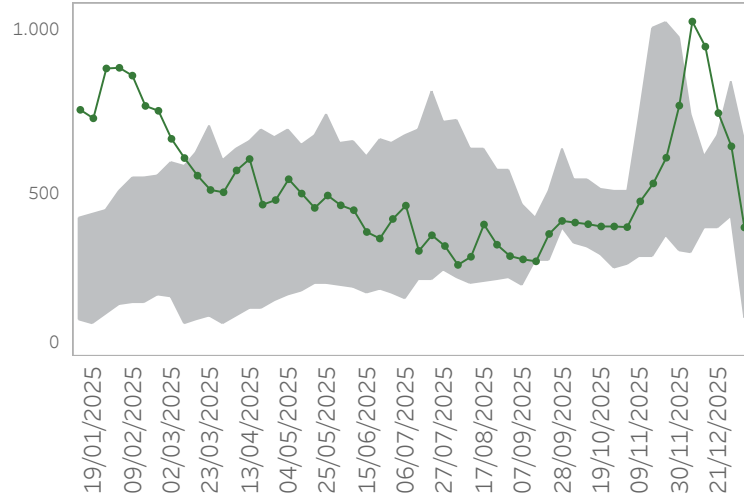
Ultimo giorno di analisi: 04/01/2026

Accessi per fascia d'età con SINDROMI RESPIRATORIE

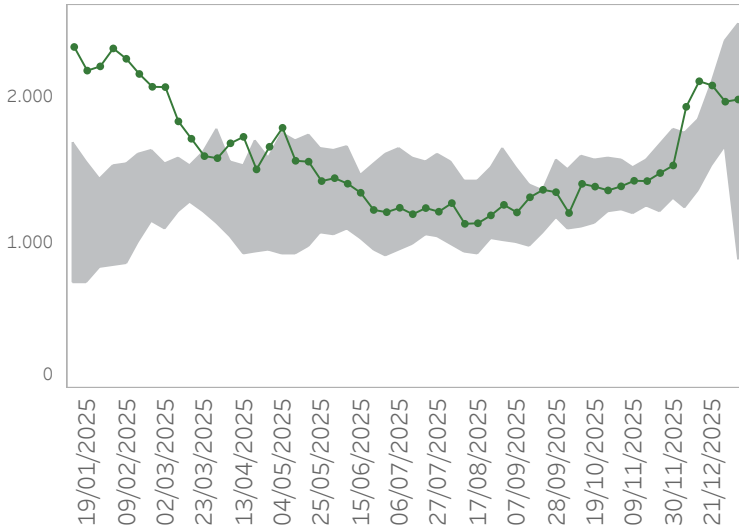
0-9



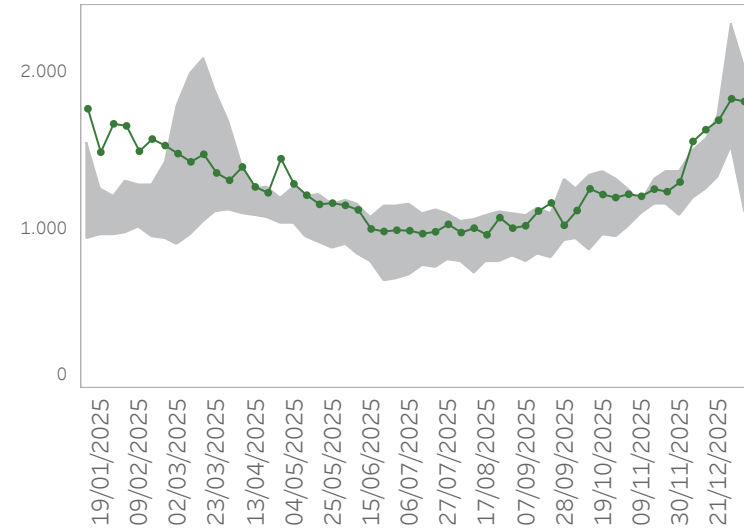
10-19



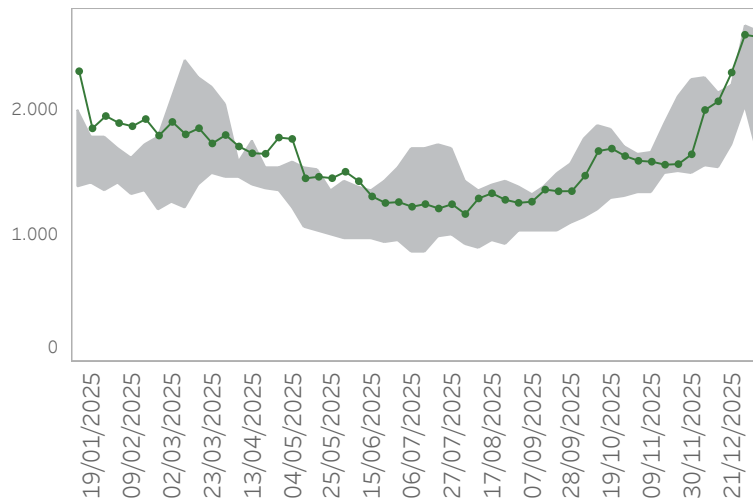
20-49



50-70



70+



Ultimo giorno di analisi: 04/01/2026

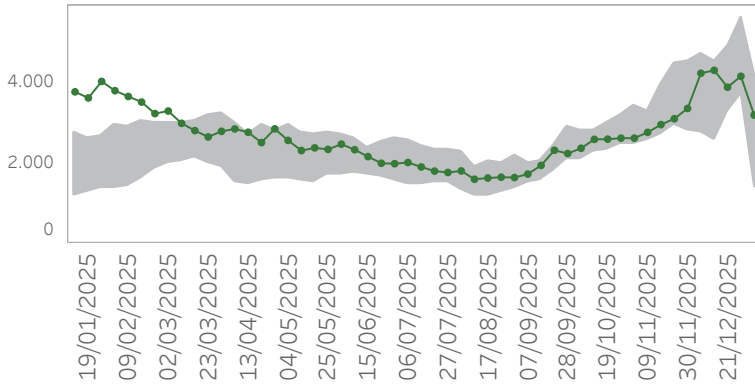
Accessi per fascia d'età con SINDROMI RESPIRATORIE

Fascia d'età	Settimana	2022	2023	2024	2025	2026
0-9	48	5.712	3.360	2.537	3.041	
	49	5.733	5.351	2.695	4.067	
	50	3.555	5.050	2.967	4.395	
	51	3.857	6.263	3.449	3.621	
	52	4.415	7.704	5.620	4.846	
	1	1.930	3.255	3.649	3.774	2.340
10-19	48	976	436	581	771	
	49	743	592	695	1.029	
	50	488	576	615	952	
	51	527	677	554	748	
	52	496	706	840	646	
	1	406	443	439	661	397
20-49	48	1.777	1.496	1.633	1.530	
	49	1.746	1.653	1.684	1.932	
	50	1.571	1.838	1.739	2.107	
	51	1.528	2.086	1.823	2.078	
	52	1.656	2.379	2.180	1.967	
	1	2.192	1.790	2.174	2.504	1.982
50-70	48	1.373	1.262	1.168	1.304	
	49	1.495	1.405	1.326	1.560	
	50	1.287	1.574	1.333	1.634	
	51	1.335	1.715	1.330	1.694	
	52	1.526	2.305	1.601	1.829	
	1	1.921	1.706	2.019	1.873	1.812
70+	48	2.242	1.921	1.508	1.651	
	49	2.255	1.991	1.551	2.003	
	50	2.130	2.075	1.652	2.072	
	51	2.090	2.201	1.736	2.301	
	52	2.473	2.672	2.024	2.601	
	1	2.397	2.630	2.484	2.509	2.583

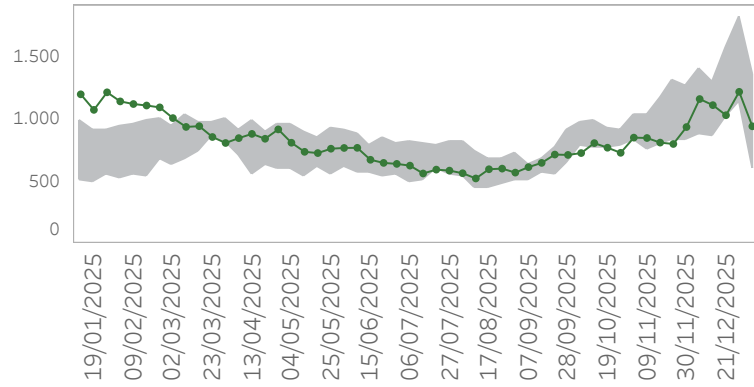
Ultimo giorno di analisi: 04/01/2026

Accessi per ATS con SINDROMI RESPIRATORIE

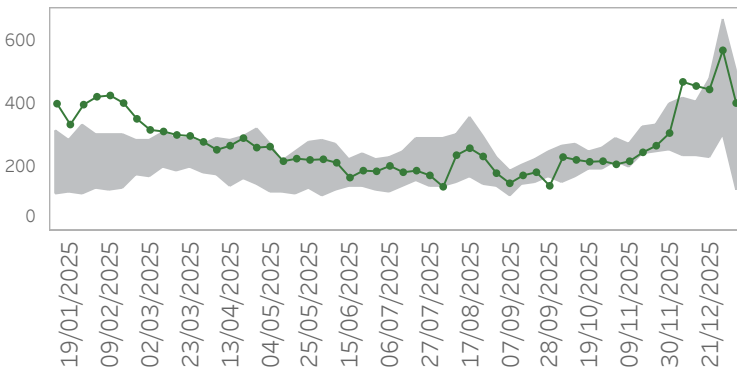
ATS della città Metropolitana di Milano



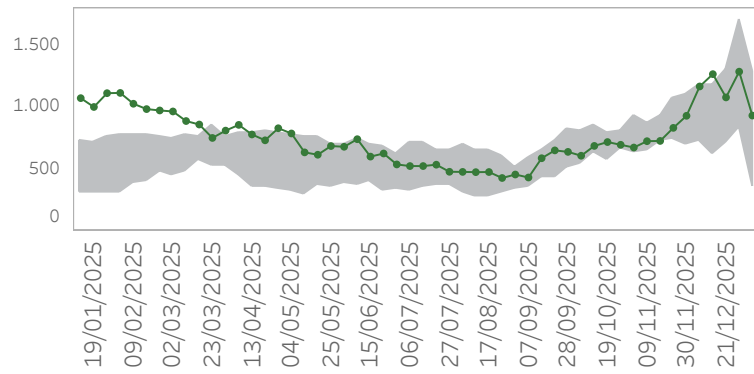
ATS dell'Insubria



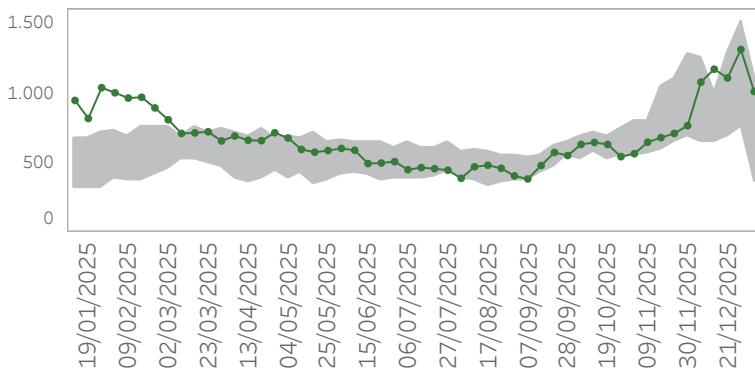
ATS della Montagna



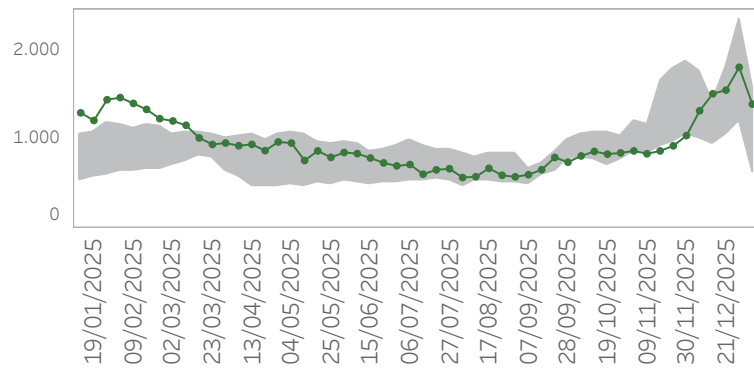
ATS della Brianza



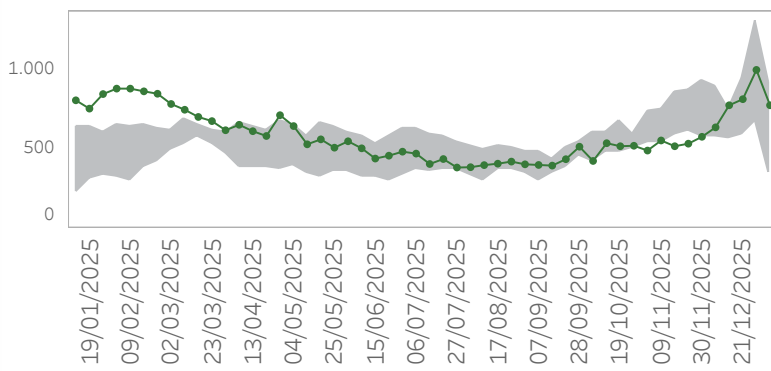
ATS di Bergamo



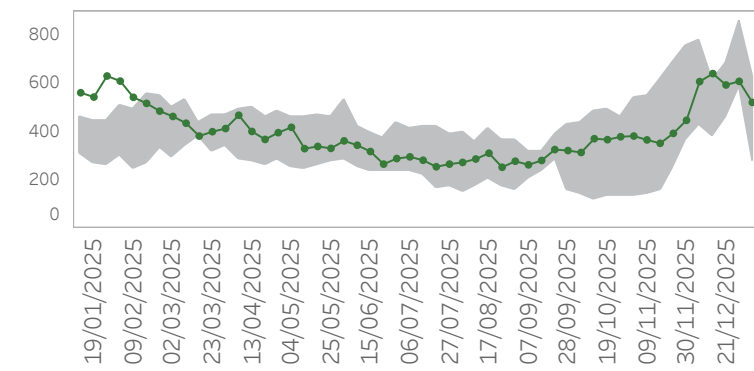
ATS di Brescia



ATS della Val Padana



ATS di Pavia



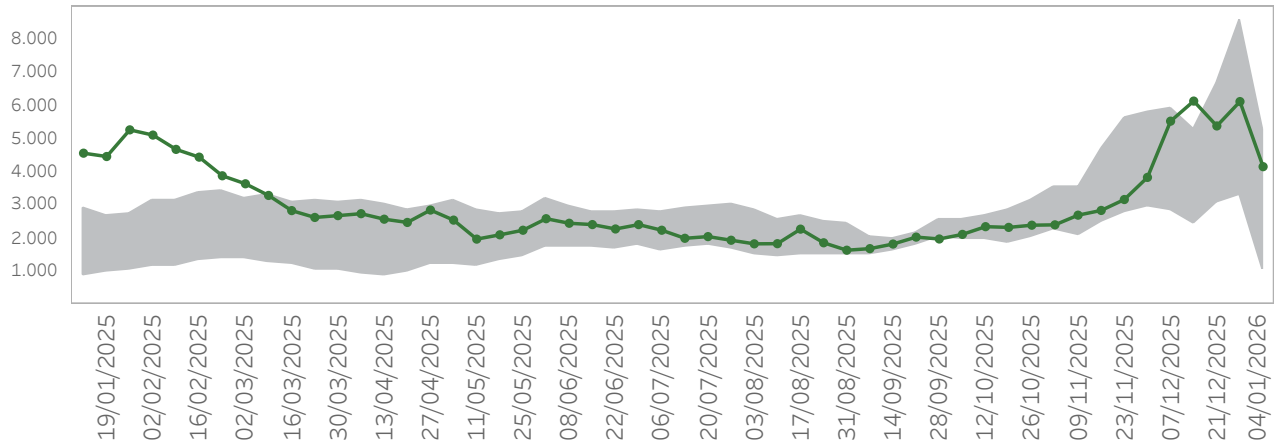
Ultimo giorno di analisi: 04/01/2026

Accessi per ATS con SINDROMI RESPIRATORIE

ATS	Settimana	2022	2023	2024	2025	2026
ATS DELLA CITTA' METROPOLITANA DI MILANO	48	4.522	3.511	2.828	3.365	
	49	4.484	4.745	3.285	4.241	
	50	3.343	4.529	3.302	4.313	
	51	3.441	4.940	3.522	3.893	
	52	3.713	5.637	4.670	4.166	
	1	3.629	3.398	3.782	4.199	3.200
ATS DELL'INSUBRIA	48	1.262	1.116	826	937	
	49	1.407	1.366	903	1.162	
	50	1.055	1.297	950	1.113	
	51	1.171	1.567	1.014	1.032	
	52	1.324	1.820	1.465	1.220	
	1	1.069	1.256	1.223	1.361	943
ATS DELLA MONTAGNA	48	403	253	257	310	
	49	418	403	237	472	
	50	310	405	286	459	
	51	308	479	313	448	
	52	466	671	450	572	
	1	306	392	472	505	405
ATS DELLA BRIANZA	48	1.091	878	788	926	
	49	996	1.169	818	1.162	
	50	808	1.175	943	1.261	
	51	856	1.300	888	1.074	
	52	1.003	1.704	1.344	1.281	
	1	760	1.036	1.094	1.278	928
ATS DI BERGAMO	48	1.282	691	692	768	
	49	1.259	906	691	1.082	
	50	939	1.011	716	1.175	
	51	952	1.301	835	1.112	
	52	1.096	1.527	1.181	1.317	
	1	732	981	1.125	1.026	1.014
ATS DI BRESCIA	48	1.853	1.066	1.043	1.036	
	49	1.746	1.262	1.002	1.313	
	50	1.259	1.418	1.029	1.503	
	51	1.301	1.791	1.224	1.543	
	52	1.485	2.324	1.576	1.798	
	1	1.057	1.354	1.567	1.488	1.387
ATS DELLA VAL PADANA	48	919	635	588	573	
	49	887	769	630	632	
	50	744	742	658	770	
	51	747	938	688	808	
	52	829	1.290	942	991	
	1	690	803	909	893	770
ATS DI PAVIA	48	751	363	437	447	
	49	776	428	427	607	
	50	573	612	458	640	
	51	563	684	459	593	
	52	651	853	701	608	
	1	603	604	624	628	521

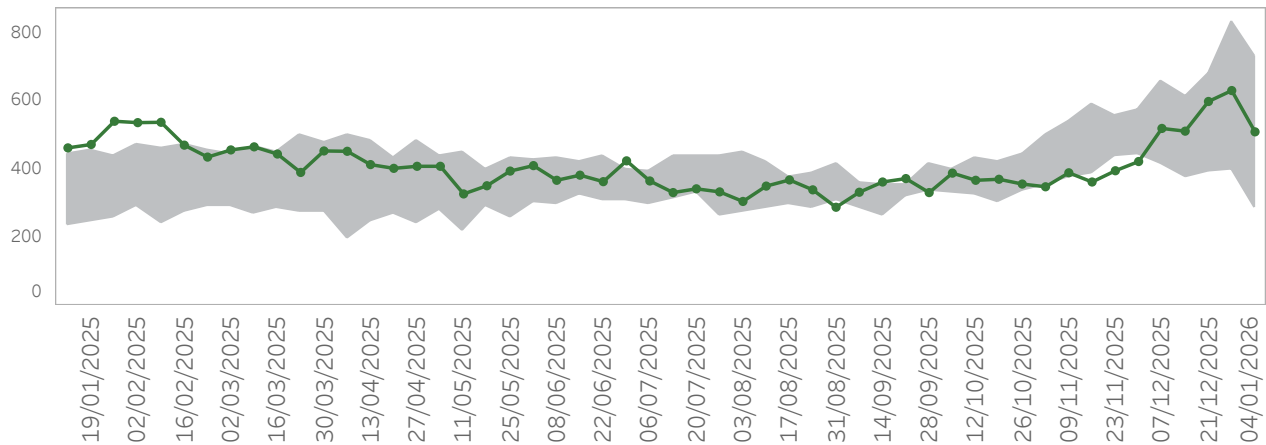
Ultimo giorno di analisi: 04/01/2026

Accessi in Pronto Soccorso con ILI



Settimana	2022	2023	2024	2025	2026
48	5.800	3.340	2.963	3.840	
49	5.895	4.961	2.977	5.542	
50	3.949	5.282	3.236	6.150	
51	3.881	6.655	3.656	5.397	
52	4.404	8.571	5.596	6.135	
1	2.698	3.877	4.967	5.295	4.165

Ricoveri da Pronto Soccorso con ILI

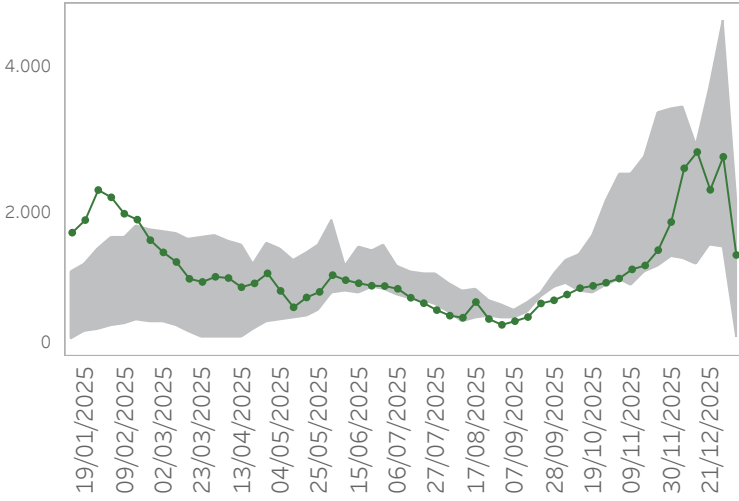


Settimana	2022	2023	2024	2025	2026
48	576	448	446	423	
49	658	519	455	520	
50	573	612	450	512	
51	529	683	474	599	
52	627	830	542	631	
1	287	633	729	607	510

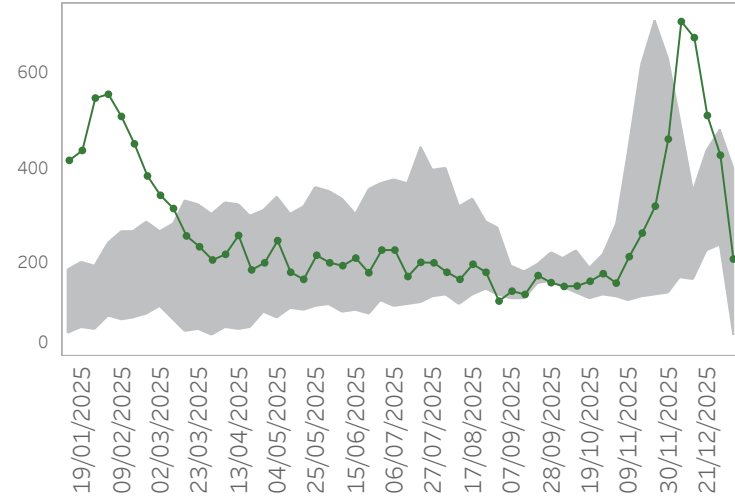
Ultimo giorno di analisi: 04/01/2026

Accessi per fascia d'età con ILI

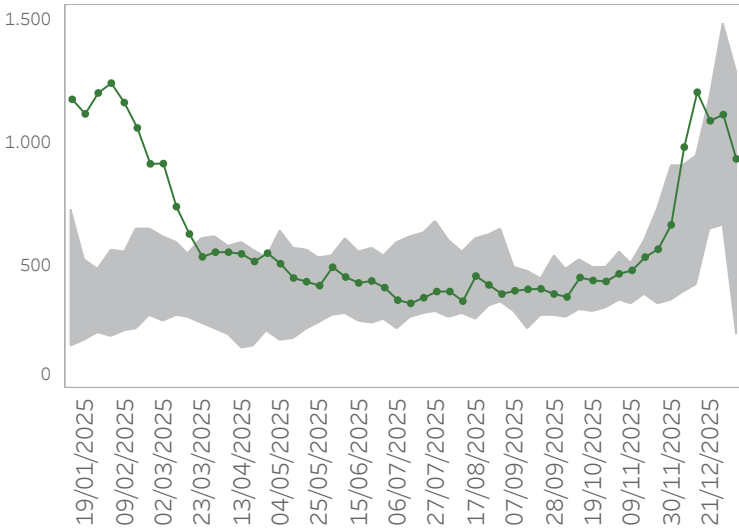
0-9



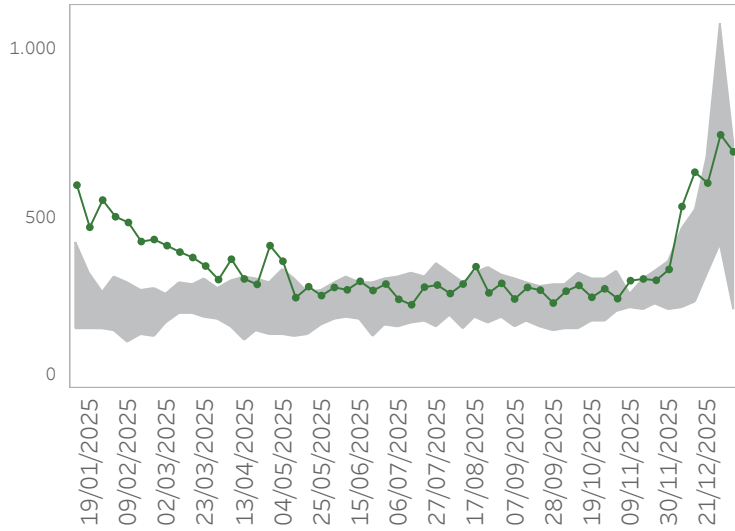
10-19



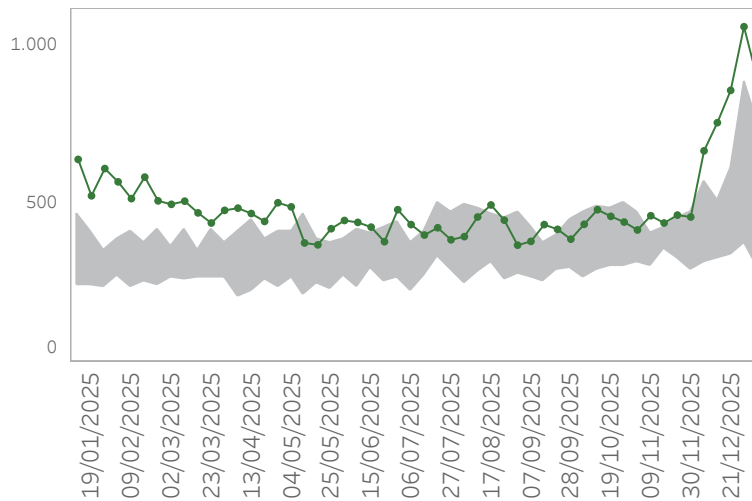
20-49



50-70



70+



Ultimo giorno di analisi: 04/01/2026

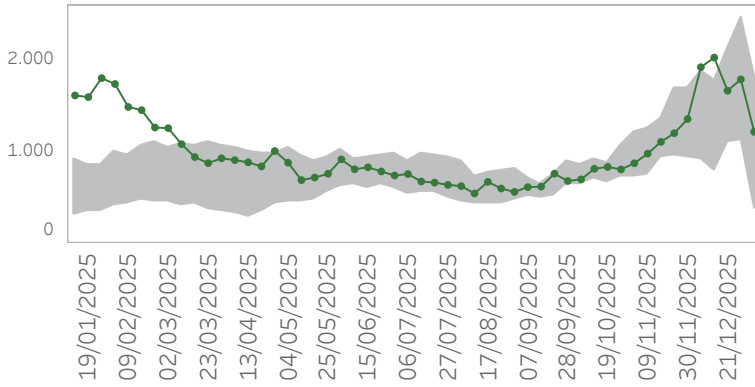
Accessi per fascia d'età con ILI

Fascia d'età	Settimana	2022	2023	2024	2025	2026
0-9	48	3.422	1.793	1.377	1.865	
	49	3.441	2.906	1.345	2.609	
	50	2.128	2.921	1.551	2.834	
	51	2.096	3.726	1.825	2.311	
	52	2.432	4.653	2.811	2.768	
	1	1.168	1.868	2.185	2.145	1.409
10-19	48	628	226	274	461	
	49	505	309	328	710	
	50	285	349	309	676	
	51	284	433	302	511	
	52	301	441	481	427	
	1	204	246	249	399	207
20-49	48	904	547	597	666	
	49	908	788	567	982	
	50	695	945	605	1.205	
	51	646	1.175	680	1.089	
	52	659	1.485	1.099	1.114	
	1	647	642	1.073	1.289	934
50-70	48	371	316	274	351	
	49	469	425	303	536	
	50	334	527	355	637	
	51	349	680	376	605	
	52	438	1.075	556	747	
	1	372	475	721	681	697
70+	48	471	442	424	458	
	49	572	504	424	667	
	50	507	506	400	756	
	51	505	613	459	858	
	52	574	882	620	1.059	
	1	307	646	728	754	894

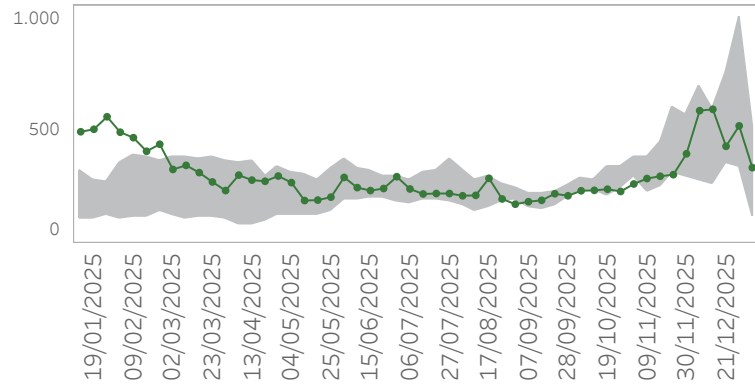
Ultimo giorno di analisi: 04/01/2026

Accessi per ATS con ILI

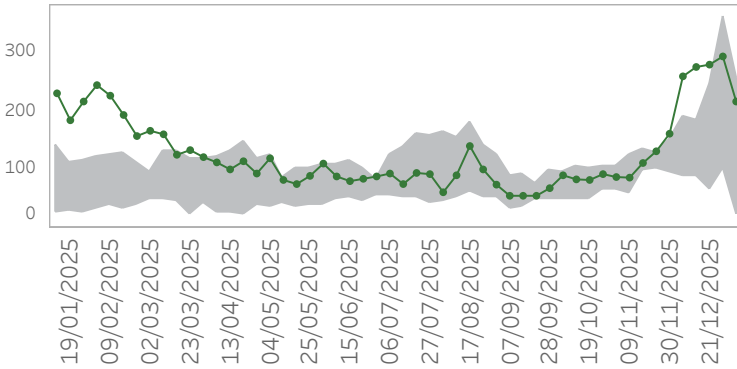
ATS della città Metropolitana di Milano



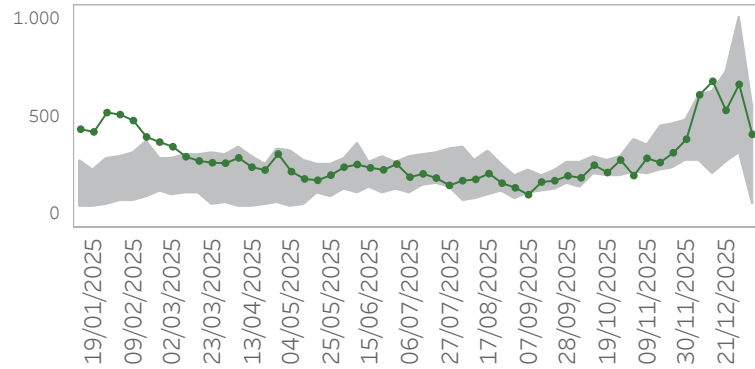
ATS dell'Insubria



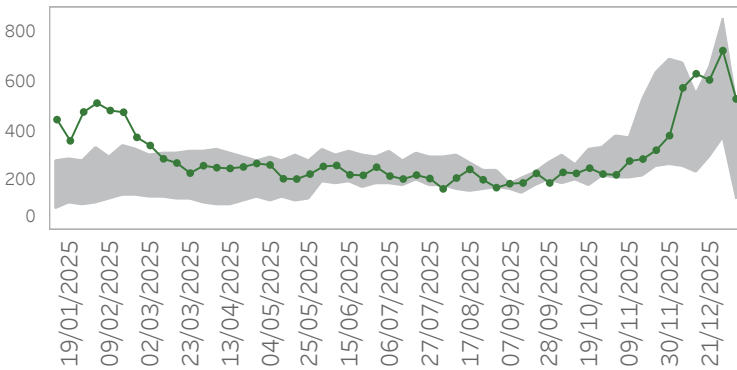
ATS della Montagna



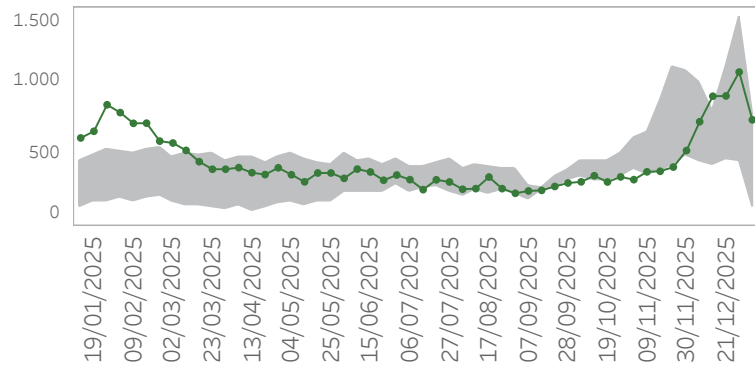
ATS della Brianza



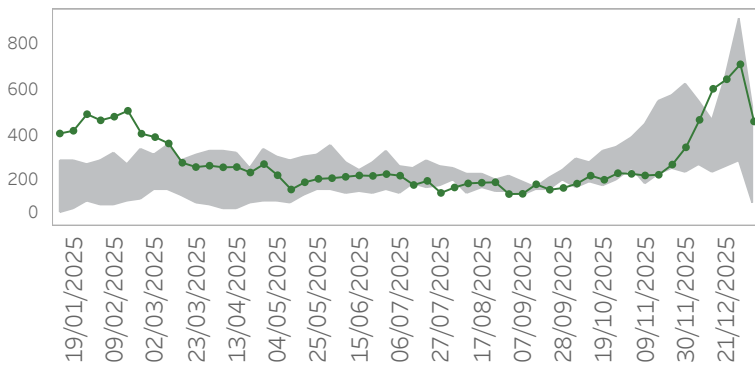
ATS di Bergamo



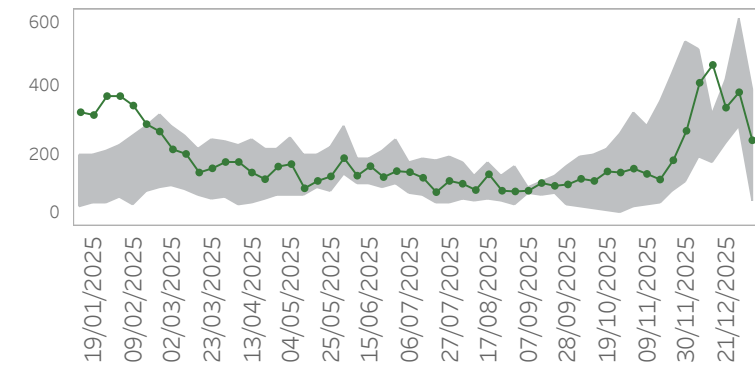
ATS di Brescia



ATS della Val Padana



ATS di Pavia



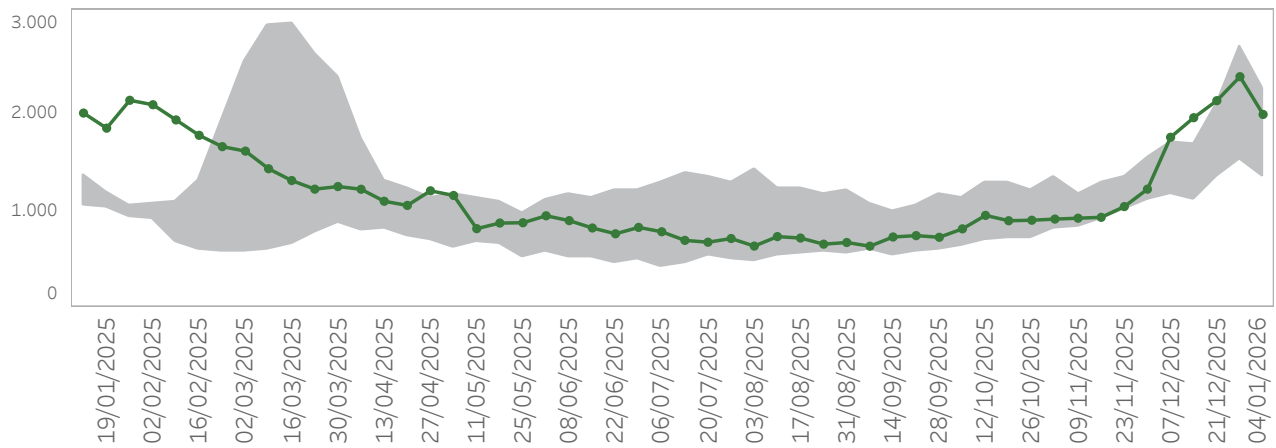
Ultimo giorno di analisi: 04/01/2026

Accessi per ATS con ILI

ATS	Settimana	2022	2023	2024	2025	2026
ATS DELLA CITTA' METROPOLITANA DI MILANO	48	1.692	1.252	988	1.353	
	49	1.783	1.872	1.052	1.916	
	50	1.137	1.771	1.180	2.020	
	51	1.124	2.122	1.231	1.660	
	52	1.308	2.459	1.873	1.783	
	1	958	1.144	1.565	1.815	1.214
ATS DELL'INSUBRIA	48	563	420	319	396	
	49	689	573	293	586	
	50	432	588	331	592	
	51	455	752	406	429	
	52	497	998	614	519	
	1	278	434	503	515	335
ATS DELLA MONTAGNA	48	151	94	120	161	
	49	191	166	135	259	
	50	118	182	138	275	
	51	101	247	149	279	
	52	166	362	248	293	
	1	81	134	257	255	216
ATS DELLA BRIANZA	48	488	364	320	400	
	49	506	600	306	600	
	50	404	613	357	661	
	51	341	701	345	530	
	52	413	955	566	647	
	1	283	429	499	541	422
ATS DI BERGAMO	48	690	288	265	384	
	49	679	509	257	578	
	50	482	555	261	635	
	51	480	658	349	610	
	52	530	860	573	729	
	1	288	452	523	515	533
ATS DI BRESCIA	48	1.070	504	496	524	
	49	993	670	445	723	
	50	637	797	483	899	
	51	658	1.096	589	901	
	52	710	1.438	818	1.066	
	1	366	661	773	768	736
ATS DELLA VAL PADANA	48	623	291	235	349	
	49	552	372	276	470	
	50	425	461	285	607	
	51	418	663	353	649	
	52	411	910	497	715	
	1	256	356	521	497	463
ATS DI PAVIA	48	523	127	220	273	
	49	502	199	213	410	
	50	314	315	201	461	
	51	304	416	234	339	
	52	369	589	407	383	
	1	188	267	326	389	246

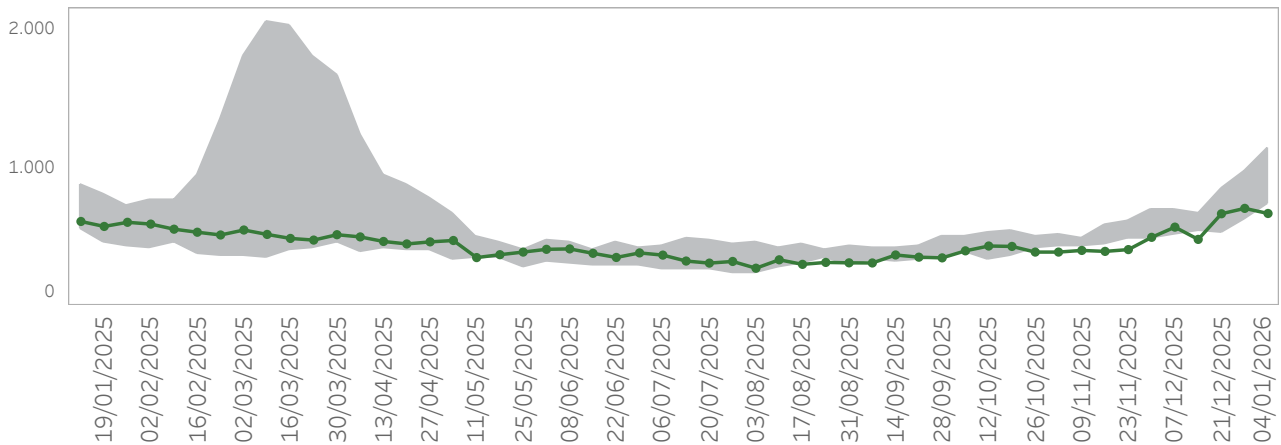
Ultimo giorno di analisi: 04/01/2026

Accessi in Pronto Soccorso con POLMONITI



Settimana	2022	2023	2024	2025	2026
48	1.554	1.164	1.358	1.220	
49	1.707	1.408	1.374	1.756	
50	1.418	1.677	1.428	1.958	
51	1.438	2.105	1.640	2.134	
52	1.527	2.685	2.012	2.382	
1	1.799	1.605	2.196	2.266	1.992

Ricoveri da Pronto Soccorso con POLMONITI

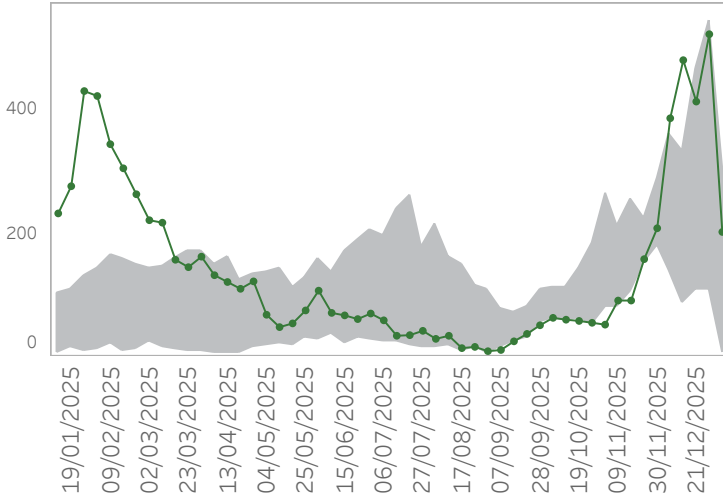


Settimana	2022	2023	2024	2025	2026
48	693	530	492	497	
49	695	578	521	571	
50	640	665	542	482	
51	661	763	535	668	
52	722	874	630	707	
1	1.143	745	860	731	670

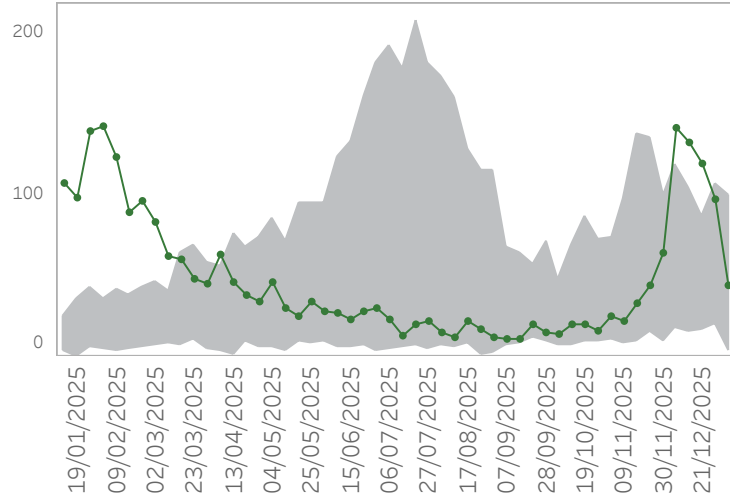
Ultimo giorno di analisi: 04/01/2026

Accessi per fascia d'età con POLMONITI

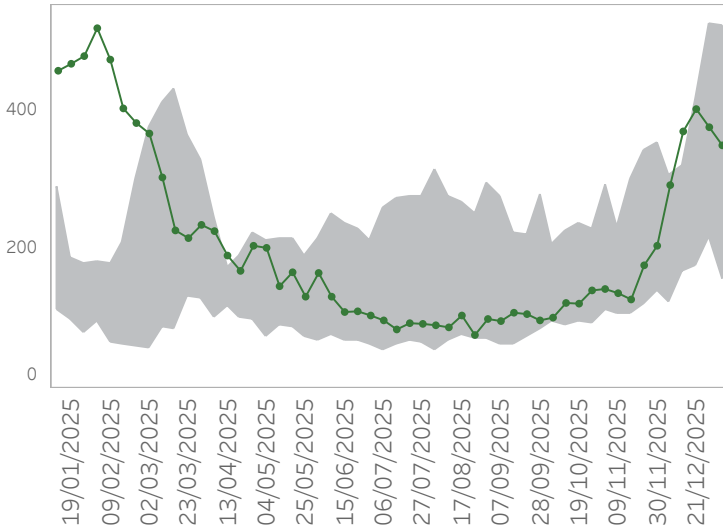
0-9



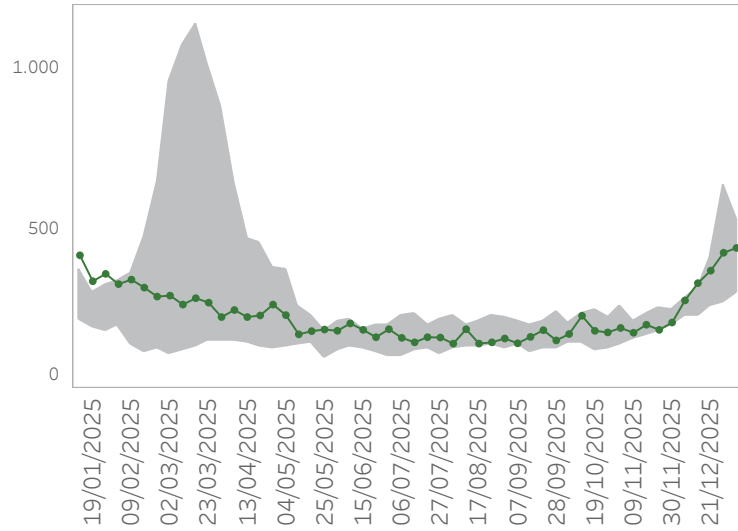
10-19



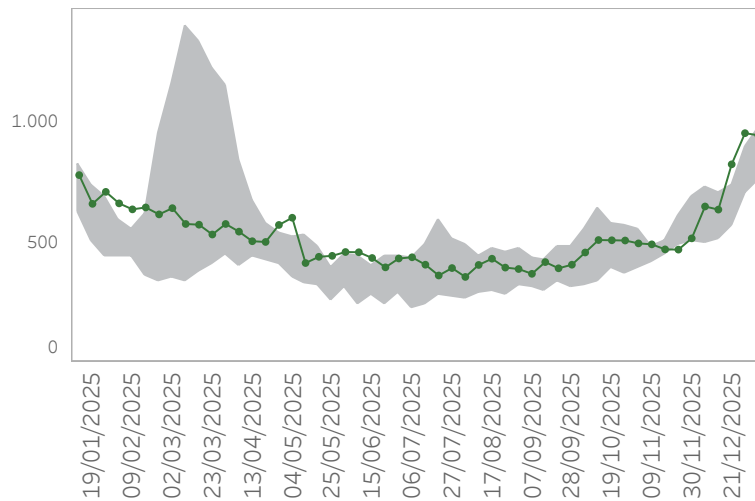
20-49



50-70



70+



Ultimo giorno di analisi: 04/01/2026

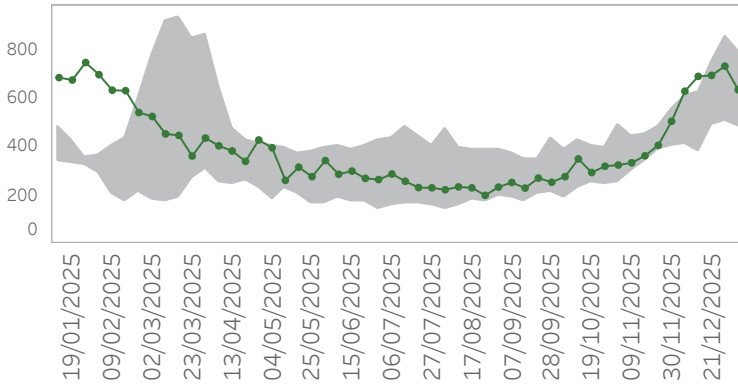
Accessi per fascia d'età con POLMONITI

Fascia d'età	Settimana	2022	2023	2024	2025	2026
0-9	48	289	209	194	208	
	49	359	321	213	386	
	50	198	333	227	480	
	51	222	465	315	413	
	52	222	544	380	522	
	1	59	148	279	304	202
10-19	48	80	41	99	64	
	49	77	46	118	141	
	50	54	53	104	132	
	51	45	73	86	119	
	52	40	75	106	97	
	1	21	32	40	99	44
20-49	48	250	162	351	205	
	49	271	227	306	292	
	50	238	304	318	369	
	51	222	415	375	401	
	52	218	524	446	375	
	1	213	231	416	519	349
50-70	48	243	198	208	207	
	49	271	226	243	276	
	50	226	319	259	330	
	51	257	405	293	369	
	52	271	634	366	425	
	1	527	301	522	431	440
70+	48	692	552	503	516	
	49	729	586	493	649	
	50	702	653	516	636	
	51	692	737	565	825	
	52	776	899	706	955	
	1	979	893	936	906	946

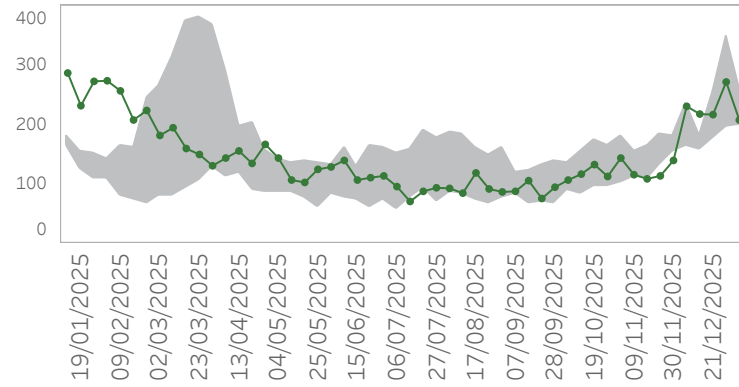
Ultimo giorno di analisi: 04/01/2026

Accessi per ATS con POLMONITI

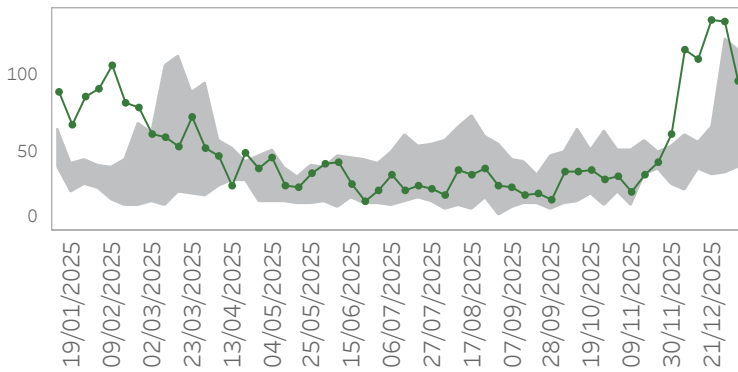
ATS della città Metropolitana di Milano



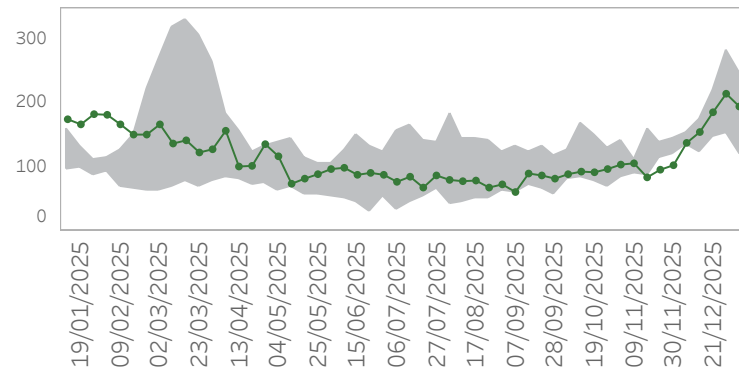
ATS dell'Insubria



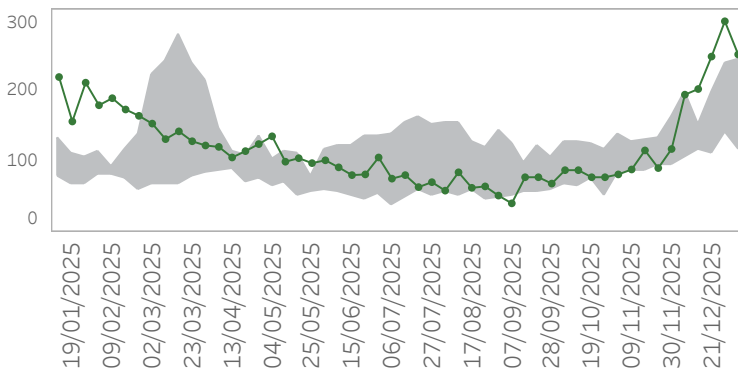
ATS della Montagna



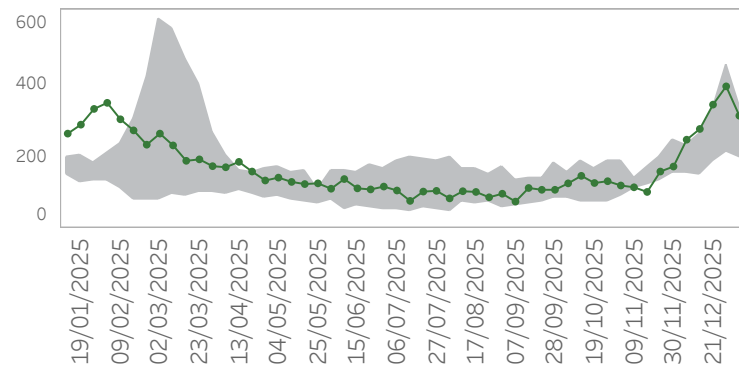
ATS della Brianza



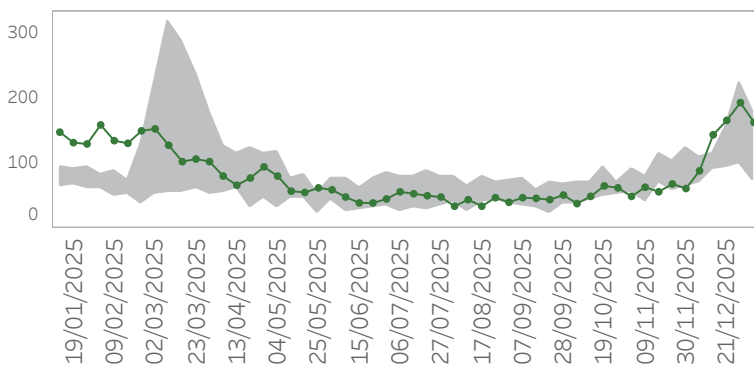
ATS di Bergamo



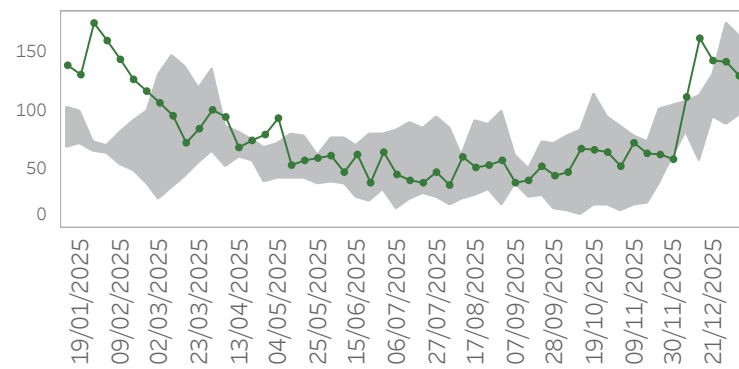
ATS di Brescia



ATS della Val Padana



ATS di Pavia



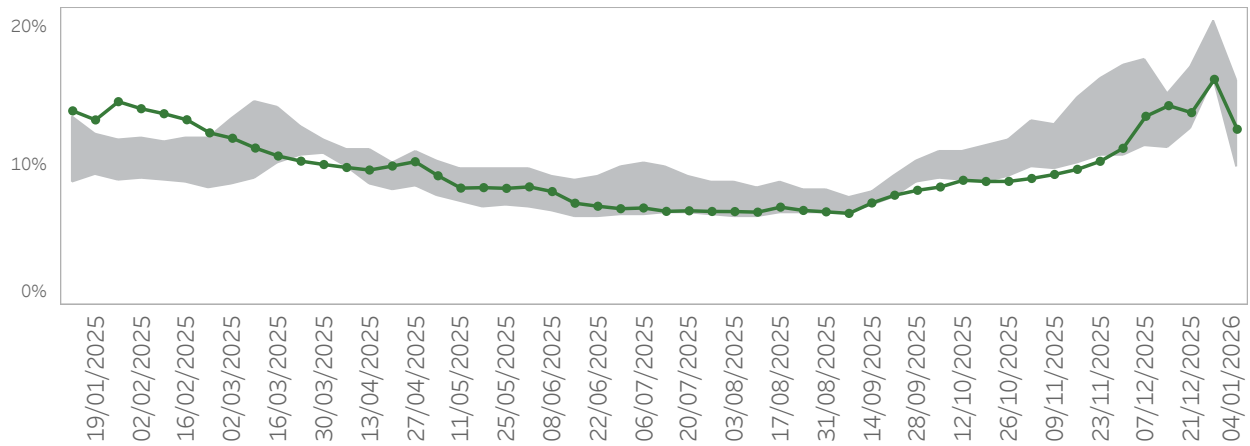
Ultimo giorno di analisi: 04/01/2026

Accessi per ATS con POLMONITI

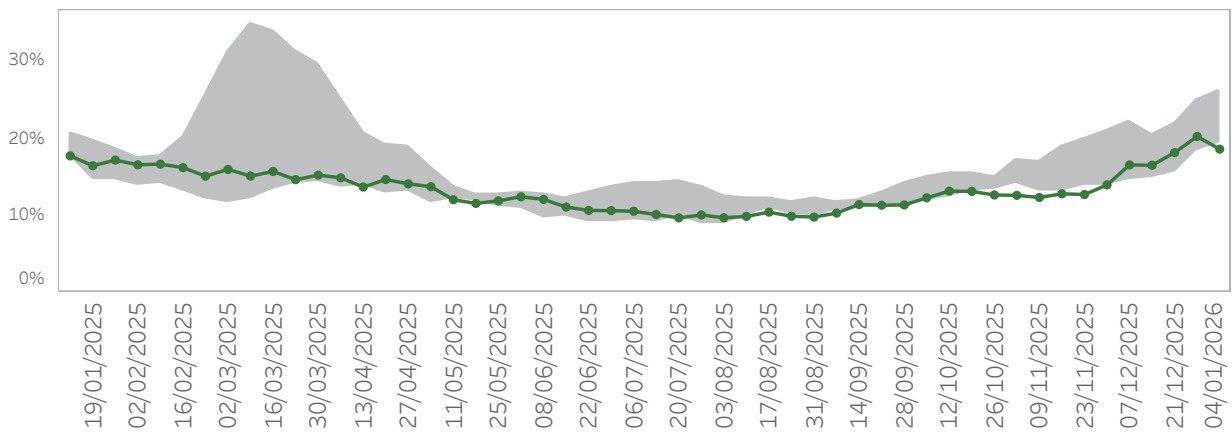
ATS	Settimana	2022	2023	2024	2025	2026
ATS DELLA CITTA' METROPOLITANA DI MILANO	48	555	441	468	504	
	49	609	567	518	628	
	50	509	627	538	689	
	51	490	750	561	693	
	52	507	850	686	731	
	1	672	538	705	790	634
ATS DELL'INSUBRIA	48	179	182	155	140	
	49	237	164	179	231	
	50	165	180	159	218	
	51	182	254	178	217	
	52	204	347	236	272	
	1	237	235	250	259	208
ATS DELLA MONTAGNA	48	40	30	54	62	
	49	61	51	46	116	
	50	49	56	56	110	
	51	46	65	66	135	
	52	67	123	83	134	
	1	41	70	101	115	96
ATS DELLA BRIANZA	48	144	127	142	103	
	49	152	153	136	138	
	50	134	174	158	155	
	51	146	220	164	186	
	52	153	282	205	215	
	1	181	165	226	247	195
ATS DI BERGAMO	48	162	94	132	118	
	49	199	126	121	195	
	50	147	153	148	203	
	51	175	199	157	249	
	52	192	238	193	299	
	1	187	164	246	222	252
ATS DI BRESCIA	48	245	162	200	173	
	49	233	173	184	248	
	50	194	263	175	278	
	51	191	330	260	346	
	52	215	457	287	397	
	1	241	199	339	304	315
ATS DELLA VAL PADANA	48	124	65	104	61	
	49	108	93	102	88	
	50	108	113	99	143	
	51	108	156	135	165	
	52	100	223	147	192	
	1	143	120	180	165	162
ATS DI PAVIA	48	105	63	103	59	
	49	108	81	88	112	
	50	112	111	95	162	
	51	100	131	119	143	
	52	89	165	175	142	
	1	97	114	149	164	130

3. PERCENTUALE ACCESSI

Ultimo giorno di analisi: 04/01/2026

% Accessi in Pronto Soccorso con SINDROMI RESPIRATORIE

Settimana	2022	2023	2024	2025	2026
48	17,23%	12,28%	10,72%	11,28%	
49	17,68%	15,36%	11,44%	13,57%	
50	14,31%	15,14%	11,85%	14,34%	
51	15,25%	17,09%	12,61%	13,84%	
52	16,67%	20,33%	16,81%	16,23%	
1	16,10%	15,10%	15,71%	15,33%	12,64%

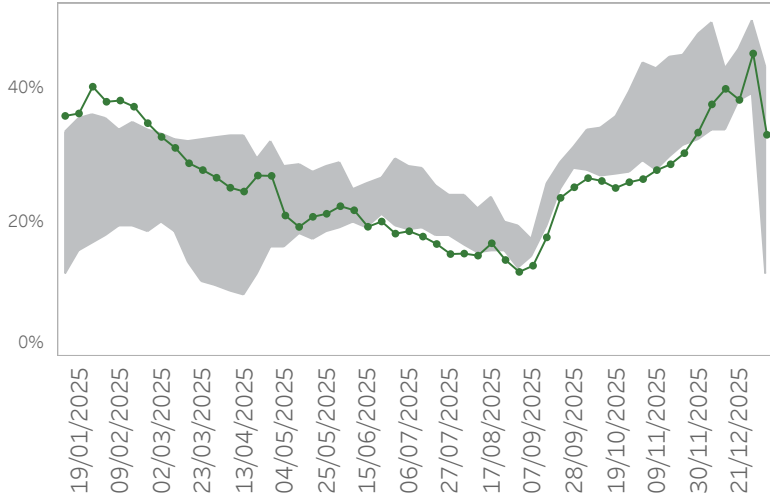
% di Ricoverati da Pronto Soccorso con SINDROMI RESPIRATORIE

Settimana	2022	2023	2024	2025	2026
48	20,81%	17,80%	13,87%	13,91%	
49	22,22%	19,56%	14,75%	16,50%	
50	19,88%	20,50%	15,02%	16,46%	
51	20,50%	21,92%	15,62%	18,10%	
52	22,72%	24,79%	18,28%	20,19%	
1	26,05%	22,79%	23,95%	19,51%	18,54%

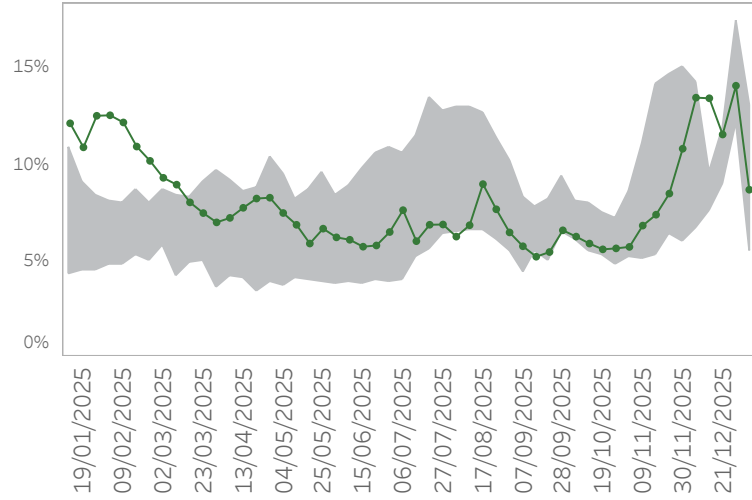
Ultimo giorno di analisi: 04/01/2026

% Accessi per fascia d'età con SINDROMI RESPIRATORIE

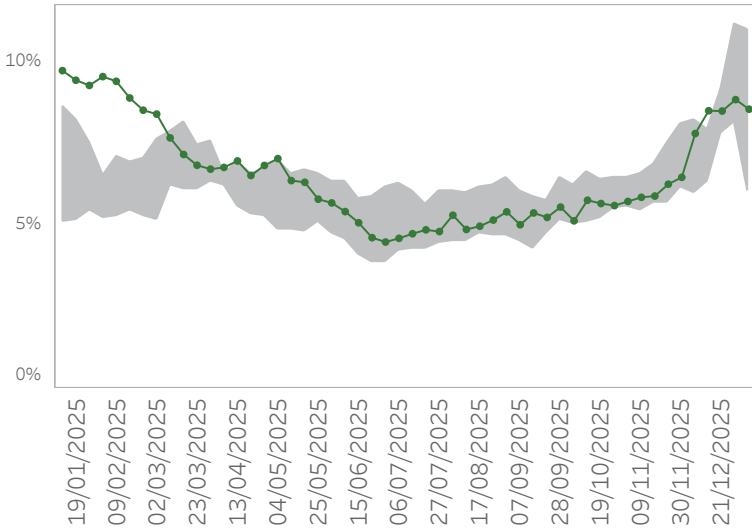
0-9



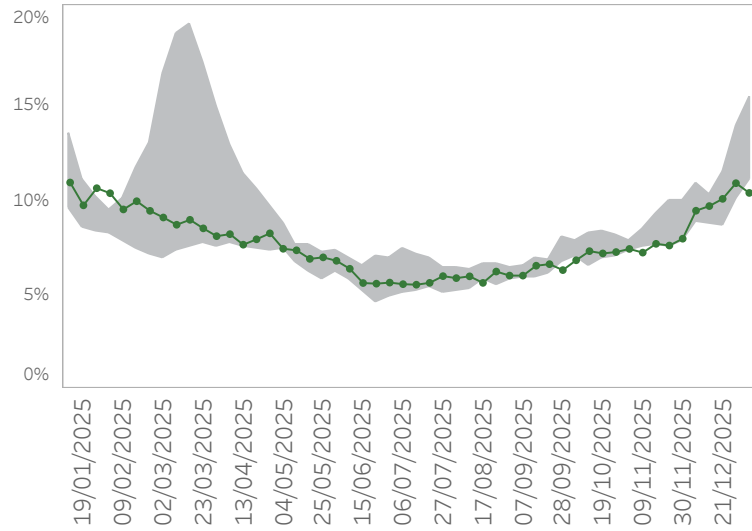
10-19



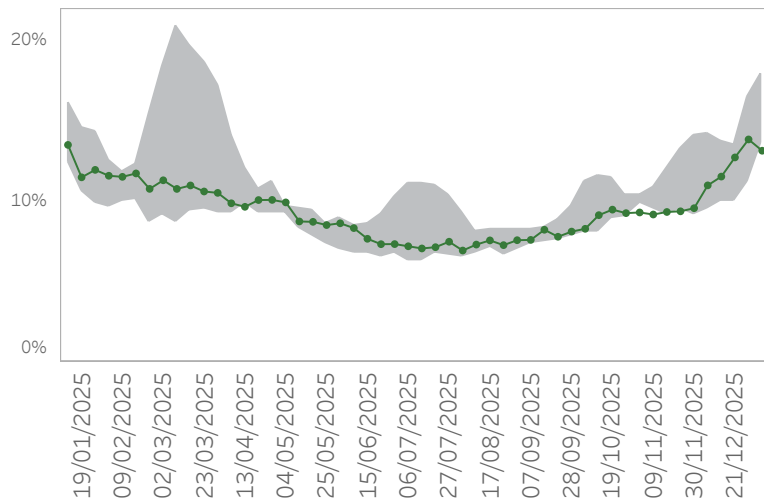
20-49



50-70



70+



Ultimo giorno di analisi: 04/01/2026

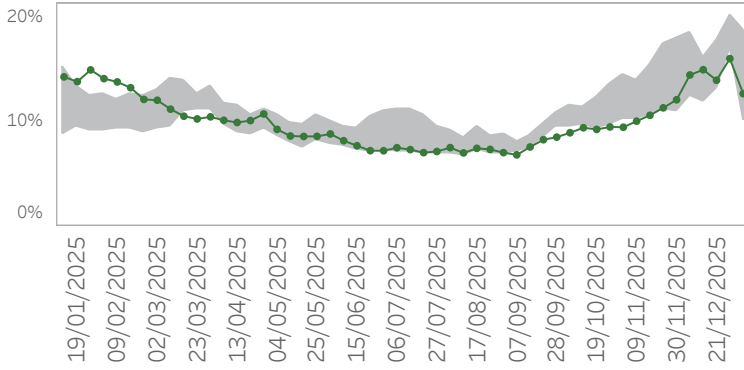
% Accessi per fascia d'età con SINDROMI RESPIRATORIE

Fascia d'età	Settimana	2022	2023	2024	2025	2026
0-9	48	48,06%	36,35%	32,36%	33,51%	
	49	49,99%	44,23%	33,79%	37,72%	
	50	42,89%	43,07%	35,31%	40,04%	
	51	45,05%	45,76%	39,16%	38,38%	
	52	48,52%	50,22%	48,24%	45,32%	
	1	35,13%	43,14%	43,08%	42,05%	33,18%
10-19	48	15,05%	7,09%	8,48%	10,80%	
	49	14,20%	10,41%	9,94%	13,45%	
	50	9,52%	9,34%	9,38%	13,42%	
	51	11,75%	11,87%	8,92%	11,54%	
	52	13,04%	15,58%	17,45%	14,07%	
	1	11,63%	10,64%	10,20%	13,06%	8,67%
20-49	48	8,06%	6,70%	7,05%	6,44%	
	49	8,19%	7,37%	7,27%	7,77%	
	50	7,56%	7,86%	7,46%	8,46%	
	51	7,79%	8,94%	7,98%	8,45%	
	52	8,12%	10,20%	9,69%	8,80%	
	1	10,90%	8,18%	9,30%	10,25%	8,51%
50-70	48	9,97%	8,66%	7,81%	7,96%	
	49	10,84%	9,63%	8,82%	9,44%	
	50	9,70%	10,28%	8,73%	9,69%	
	51	10,21%	10,90%	8,65%	10,07%	
	52	10,78%	13,92%	10,08%	10,90%	
	1	15,46%	11,33%	12,65%	11,10%	10,38%
70+	48	14,07%	11,51%	9,20%	9,54%	
	49	14,20%	11,90%	9,52%	10,96%	
	50	13,64%	12,28%	10,02%	11,50%	
	51	13,50%	12,74%	10,04%	12,69%	
	52	15,53%	15,04%	11,20%	13,81%	
	1	17,90%	16,03%	15,13%	13,58%	13,11%

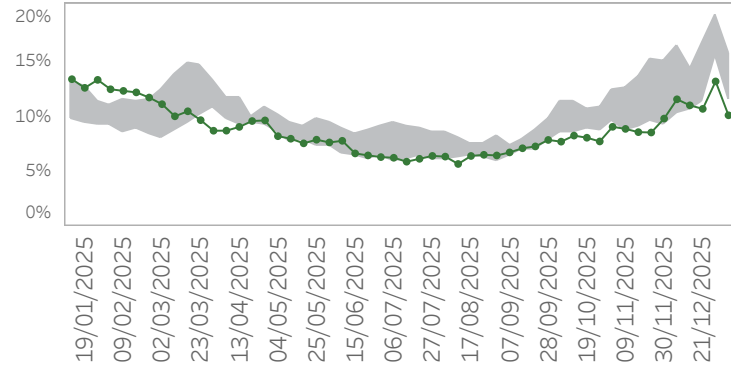
Ultimo giorno di analisi: 04/01/2026

% Accessi per ATS con SINDROMI RESPIRATORIE

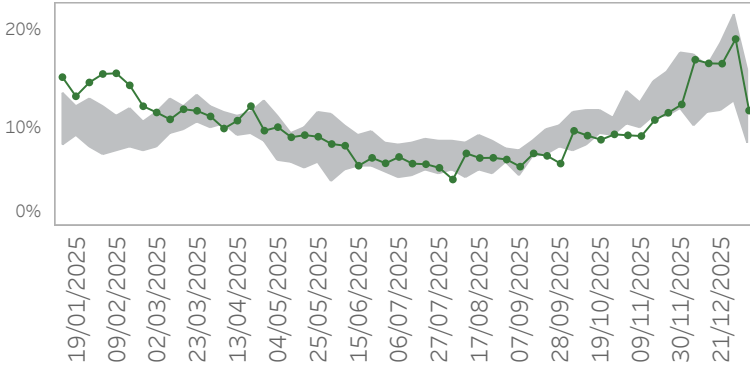
ATS della città Metropolitana di Milano



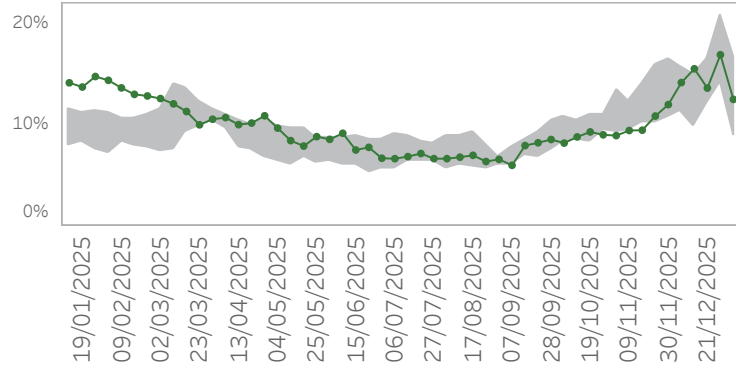
ATS dell'Insubria



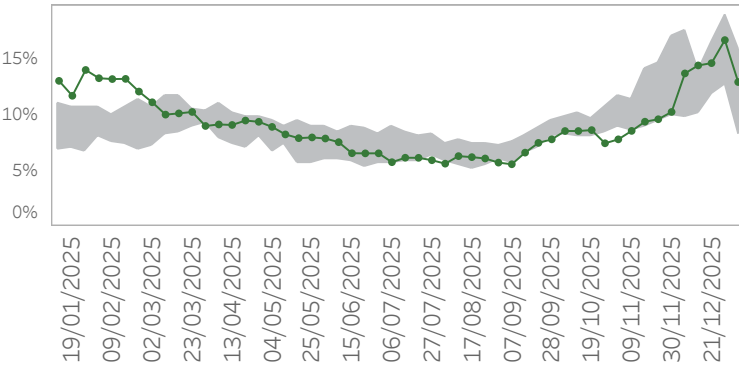
ATS della Montagna



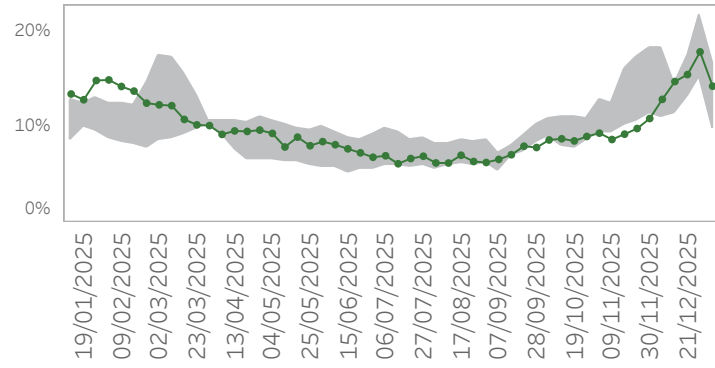
ATS della Brianza



ATS di Bergamo



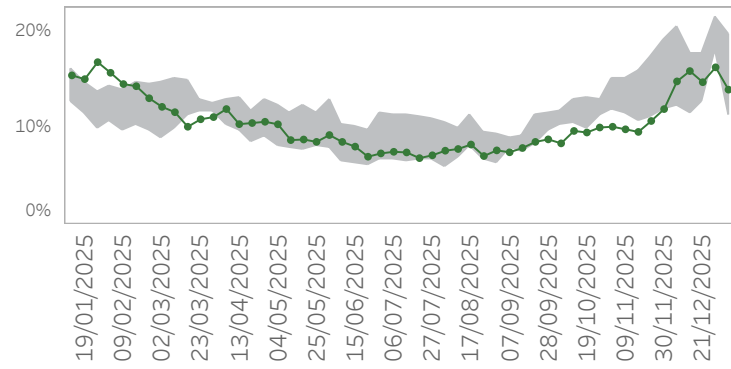
ATS di Brescia



ATS della Val Padana



ATS di Pavia

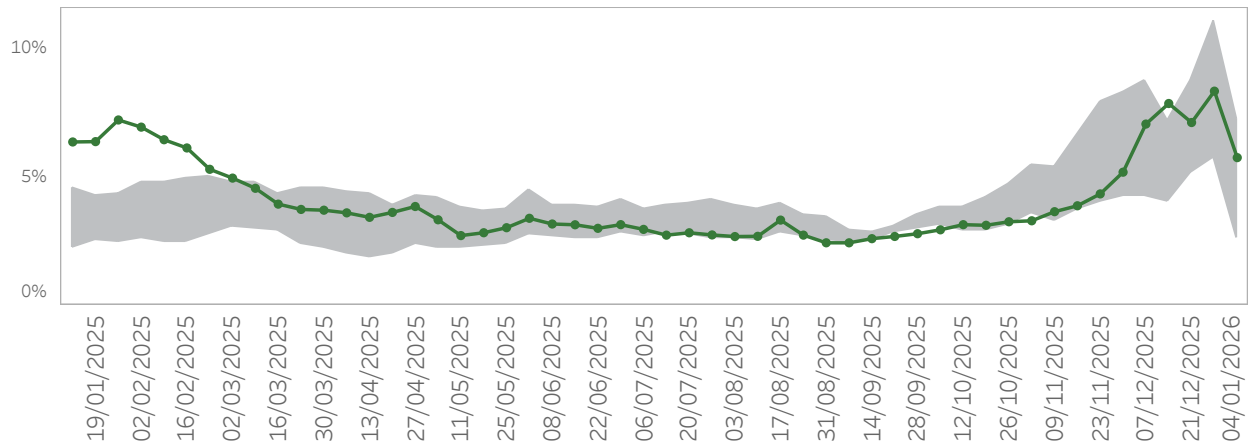


Ultimo giorno di analisi: 04/01/2026

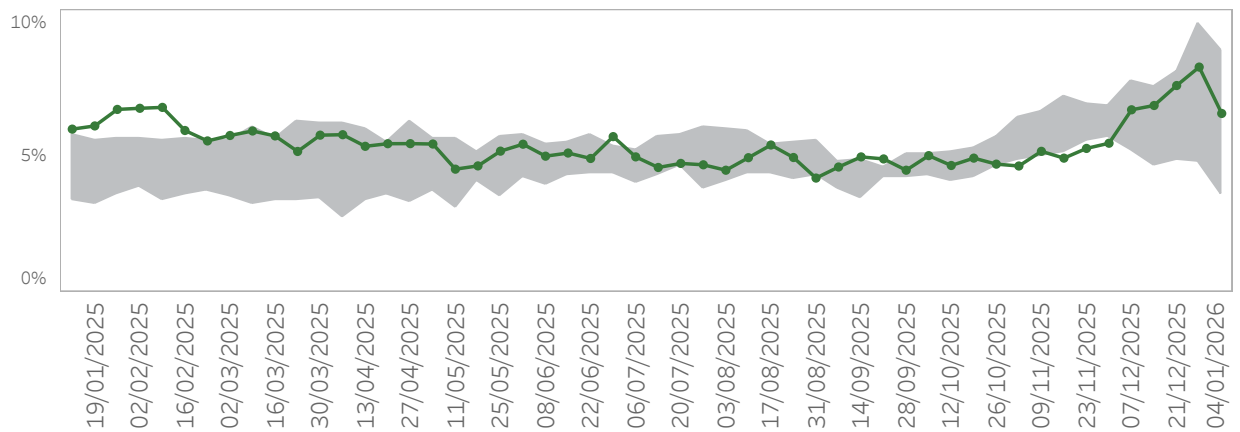
% Accessi per ATS con SINDROMI RESPIRATORIE

ATS	Settimana	2022	2023	2024	2025	2026
ATS DELLA CITTA' METROPOLITANA DI MILANO	48	17,79%	12,99%	10,84%	12,00%	
	49	18,40%	17,17%	12,34%	14,35%	
	50	14,62%	15,99%	12,41%	14,84%	
	51	15,86%	17,58%	13,12%	13,85%	
	52	16,88%	20,08%	17,58%	15,90%	
	1	18,61%	14,98%	15,03%	15,59%	12,58%
ATS DELL'INSUBRIA	48	14,97%	12,44%	9,33%	9,83%	
	49	16,49%	14,67%	10,38%	11,59%	
	50	12,91%	14,34%	10,61%	11,04%	
	51	14,80%	16,65%	11,30%	10,72%	
	52	16,38%	19,32%	15,62%	13,22%	
	1	15,72%	15,18%	15,06%	14,66%	10,13%
ATS DELLA MONTAGNA	48	17,68%	12,41%	11,98%	12,48%	
	49	17,50%	15,90%	10,30%	17,06%	
	50	14,21%	16,35%	11,70%	16,69%	
	51	15,07%	18,78%	12,75%	16,66%	
	52	17,09%	21,74%	15,05%	19,19%	
	1	13,38%	14,44%	16,01%	14,76%	11,85%
ATS DELLA BRIANZA	48	16,39%	12,04%	10,72%	11,96%	
	49	15,60%	15,67%	11,29%	14,13%	
	50	13,84%	14,92%	12,51%	15,49%	
	51	14,76%	16,50%	12,09%	13,59%	
	52	16,01%	20,87%	17,75%	16,87%	
	1	13,66%	15,31%	15,47%	16,71%	12,48%
ATS DI BERGAMO	48	17,08%	10,36%	9,97%	10,25%	
	49	17,55%	13,08%	9,80%	13,70%	
	50	13,96%	13,73%	10,34%	14,42%	
	51	14,75%	16,42%	11,81%	14,62%	
	52	15,98%	18,81%	15,54%	16,69%	
	1	12,69%	14,56%	15,83%	13,51%	12,93%
ATS DI BRESCIA	48	18,16%	11,57%	11,31%	10,86%	
	49	18,22%	13,19%	11,06%	12,86%	
	50	14,27%	14,44%	11,40%	14,72%	
	51	14,94%	17,32%	13,20%	15,45%	
	52	16,88%	21,54%	16,28%	17,82%	
	1	14,09%	14,94%	16,71%	15,36%	14,24%
ATS DELLA VAL PADANA	48	16,11%	12,14%	11,04%	10,28%	
	49	16,26%	13,81%	11,72%	10,85%	
	50	14,82%	13,53%	12,26%	12,99%	
	51	14,42%	15,71%	12,81%	13,58%	
	52	16,13%	20,86%	16,17%	16,74%	
	1	15,60%	15,33%	16,87%	15,54%	13,81%
ATS DI PAVIA	48	19,06%	12,53%	12,01%	11,93%	
	49	20,36%	14,57%	12,22%	14,79%	
	50	16,52%	17,56%	13,04%	15,85%	
	51	16,32%	17,60%	12,71%	14,70%	
	52	18,45%	21,31%	18,88%	16,24%	
	1	19,53%	16,81%	17,53%	16,12%	13,93%

Ultimo giorno di analisi: 04/01/2026

% Accessi in Pronto Soccorso con ILI

Settimana	2022	2023	2024	2025	2026
48	8,27%	4,82%	4,26%	5,18%	
49	8,71%	6,90%	4,26%	7,05%	
50	6,26%	7,15%	4,60%	7,85%	
51	6,34%	8,75%	5,15%	7,11%	
52	6,95%	11,01%	7,63%	8,33%	
1	4,91%	5,96%	7,23%	7,13%	5,74%

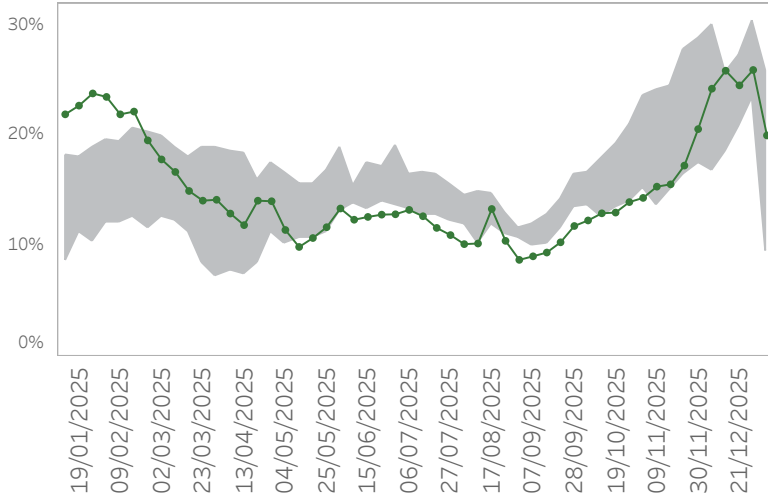
% di Ricoverati da Pronto Soccorso con ILI

Settimana	2022	2023	2024	2025	2026
48	6,88%	5,76%	5,72%	5,49%	
49	7,76%	6,66%	5,88%	6,73%	
50	6,88%	7,59%	5,71%	6,88%	
51	6,41%	8,13%	5,98%	7,62%	
52	7,28%	9,90%	7,00%	8,30%	
1	3,59%	7,58%	8,88%	7,49%	6,59%

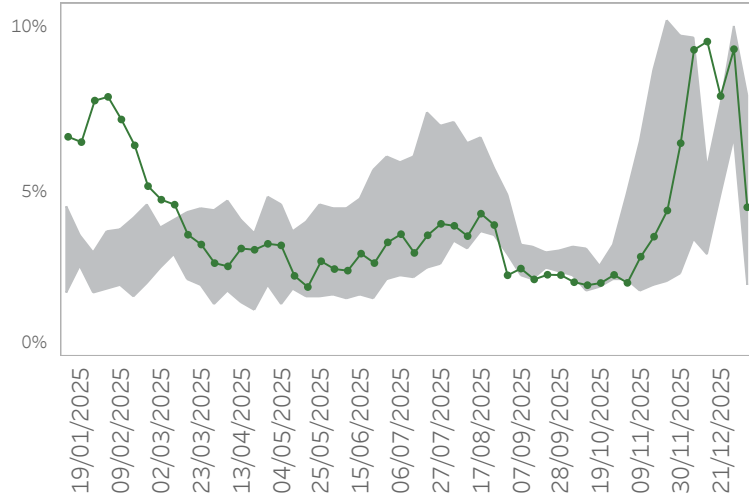
Ultimo giorno di analisi: 04/01/2026

% Accessi per fascia d'età con ILI

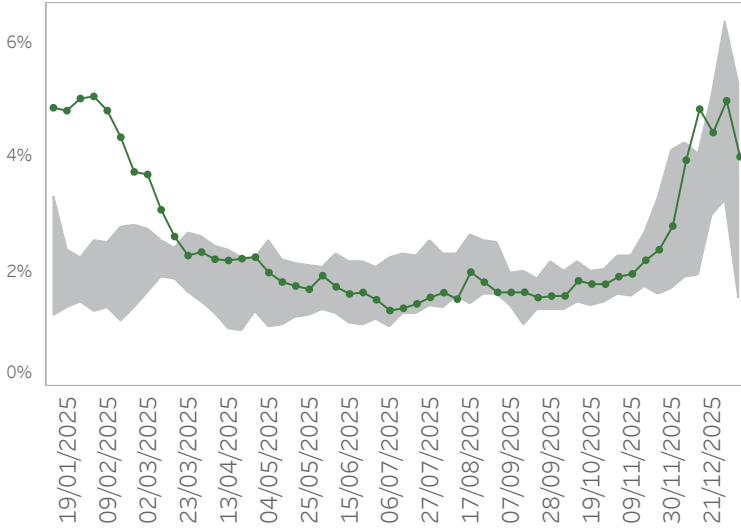
0-9



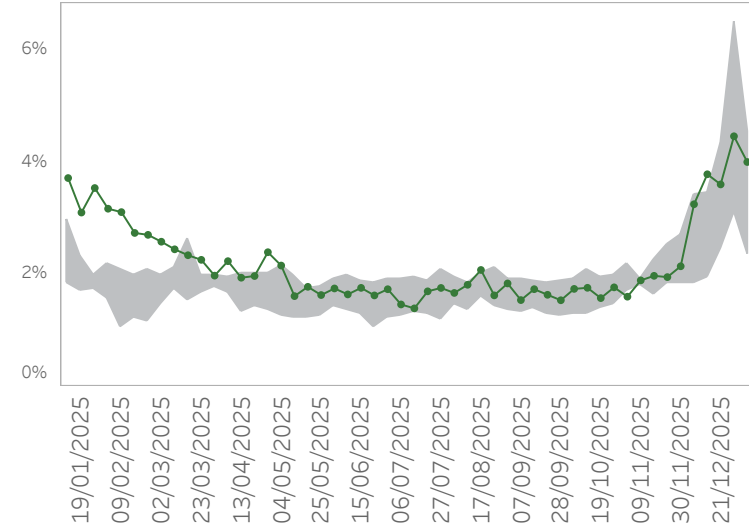
10-19



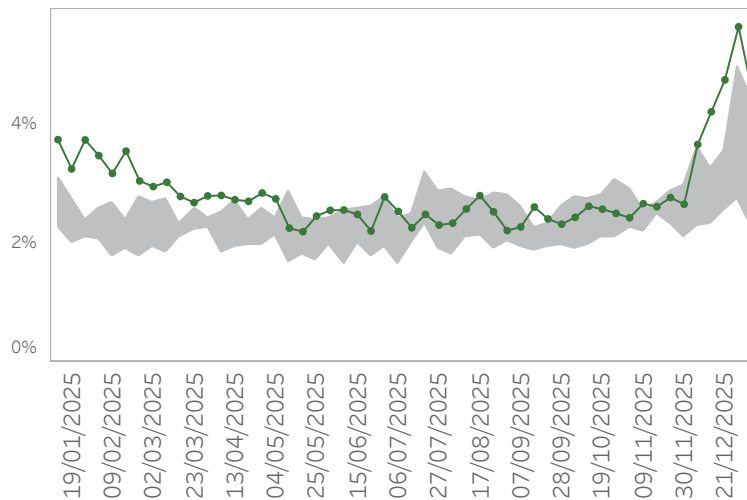
20-49



50-70



70+



Ultimo giorno di analisi: 04/01/2026

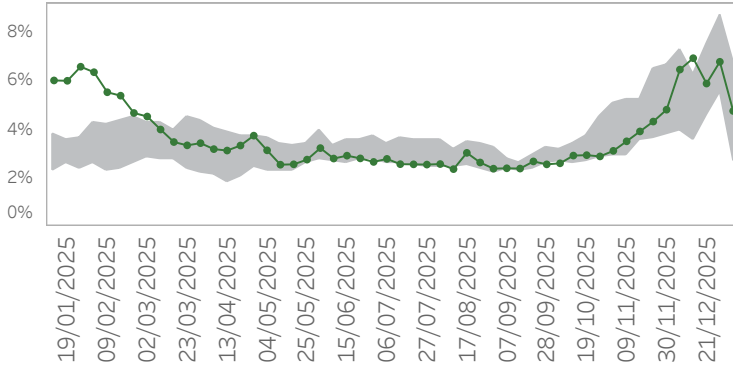
% Accessi per fascia d'età con ILI

Fascia d'età	Settimana	2022	2023	2024	2025	2026
0-9	48	28,79%	19,40%	17,56%	20,55%	
	49	30,01%	24,02%	16,86%	24,20%	
	50	25,67%	24,91%	18,46%	25,82%	
	51	24,48%	27,22%	20,72%	24,50%	
	52	26,73%	30,33%	24,13%	25,88%	
	1	21,26%	24,75%	25,79%	23,90%	19,98%
10-19	48	9,69%	3,67%	4,00%	6,46%	
	49	9,65%	5,43%	4,69%	9,28%	
	50	5,56%	5,66%	4,71%	9,53%	
	51	6,33%	7,59%	4,86%	7,88%	
	52	7,91%	9,74%	9,99%	9,30%	
	1	5,85%	5,91%	5,79%	7,88%	4,52%
20-49	48	4,10%	2,45%	2,58%	2,80%	
	49	4,26%	3,51%	2,45%	3,95%	
	50	3,35%	4,04%	2,60%	4,84%	
	51	3,29%	5,04%	2,98%	4,43%	
	52	3,23%	6,37%	4,89%	4,98%	
	1	3,22%	2,93%	4,59%	5,28%	4,01%
50-70	48	2,69%	2,17%	1,83%	2,14%	
	49	3,40%	2,91%	2,02%	3,24%	
	50	2,52%	3,44%	2,32%	3,78%	
	51	2,67%	4,32%	2,44%	3,60%	
	52	3,09%	6,49%	3,50%	4,45%	
	1	2,99%	3,15%	4,52%	4,04%	3,99%
70+	48	2,96%	2,65%	2,59%	2,65%	
	49	3,60%	3,01%	2,60%	3,65%	
	50	3,25%	2,99%	2,42%	4,20%	
	51	3,26%	3,55%	2,65%	4,73%	
	52	3,61%	4,97%	3,43%	5,62%	
	1	2,29%	3,94%	4,43%	4,08%	4,54%

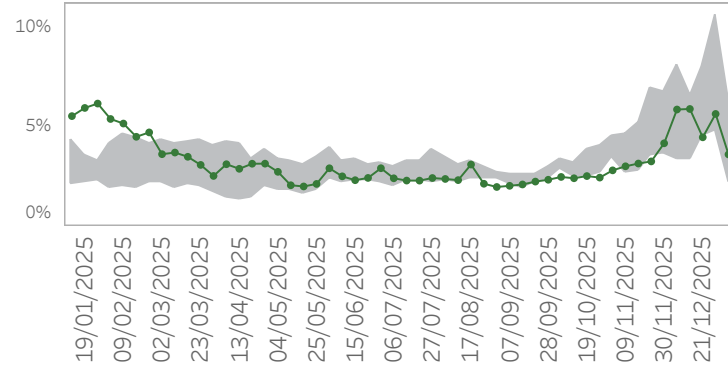
Ultimo giorno di analisi: **04/01/2026**

% Accessi per ATS con ILI

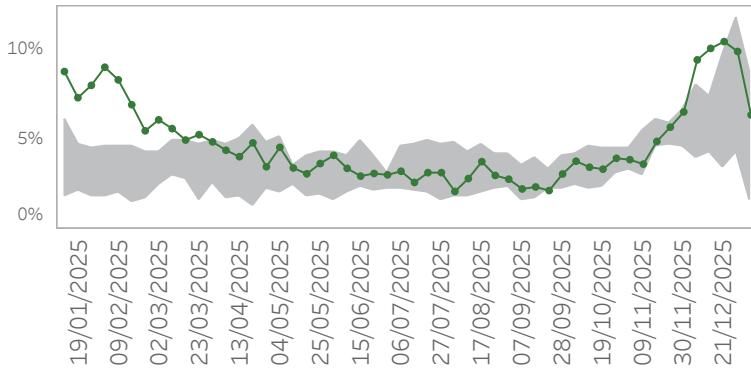
ATS della città Metropolitana di Milano



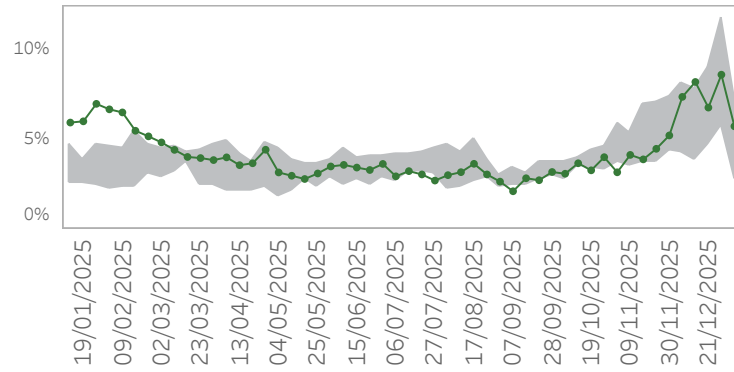
ATS dell'Insubria



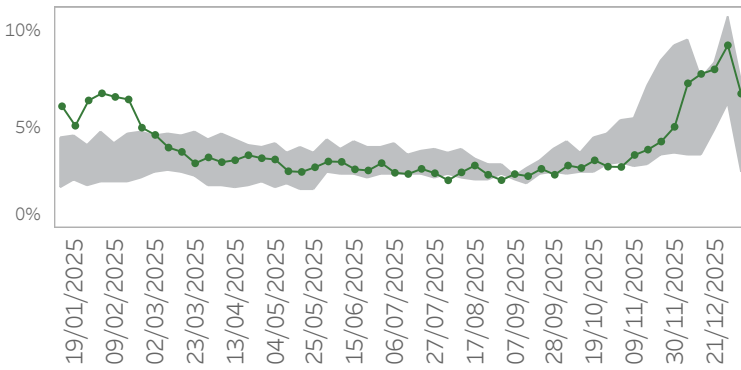
ATS della Montagna



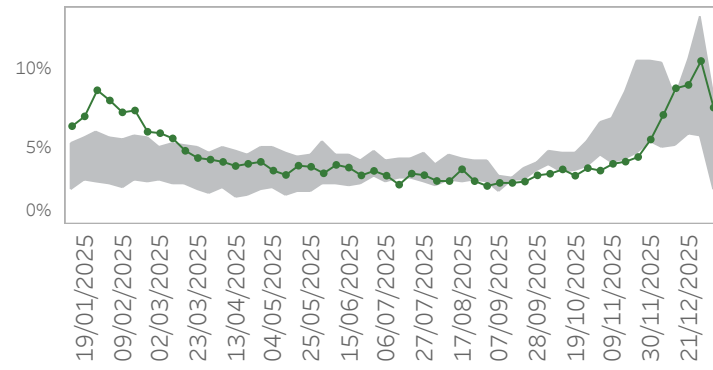
ATS della Brianza



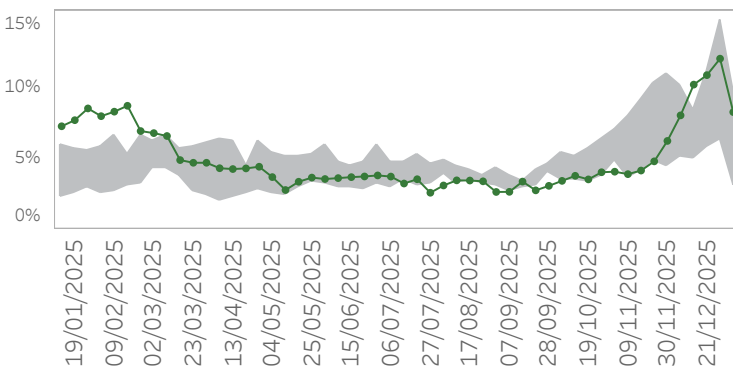
ATS di Bergamo



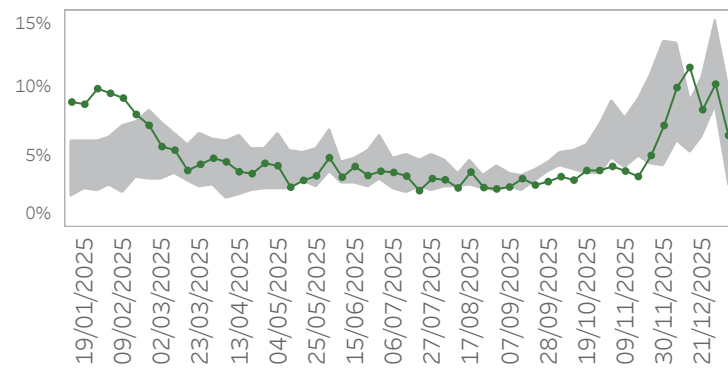
ATS di Brescia



ATS della Val Padana



ATS di Pavia

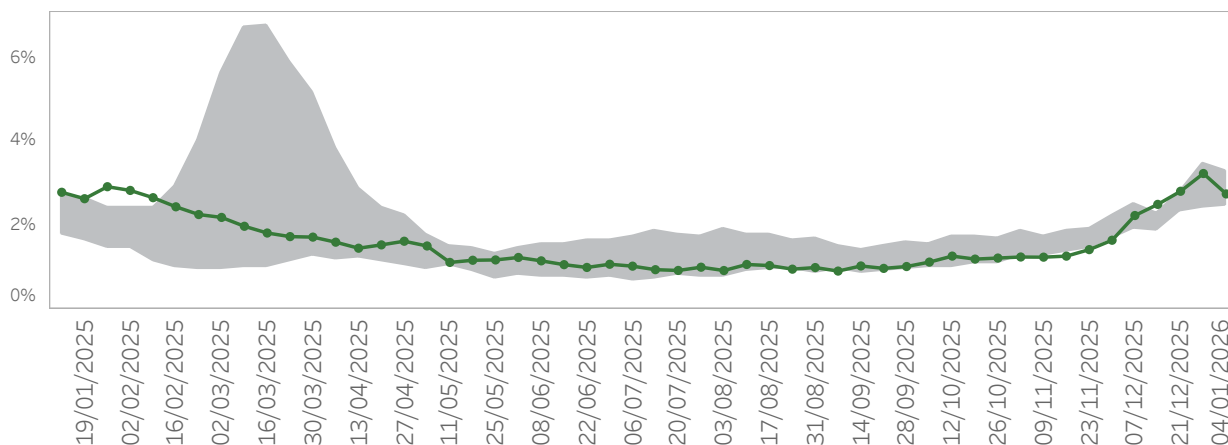


Ultimo giorno di analisi: 04/01/2026

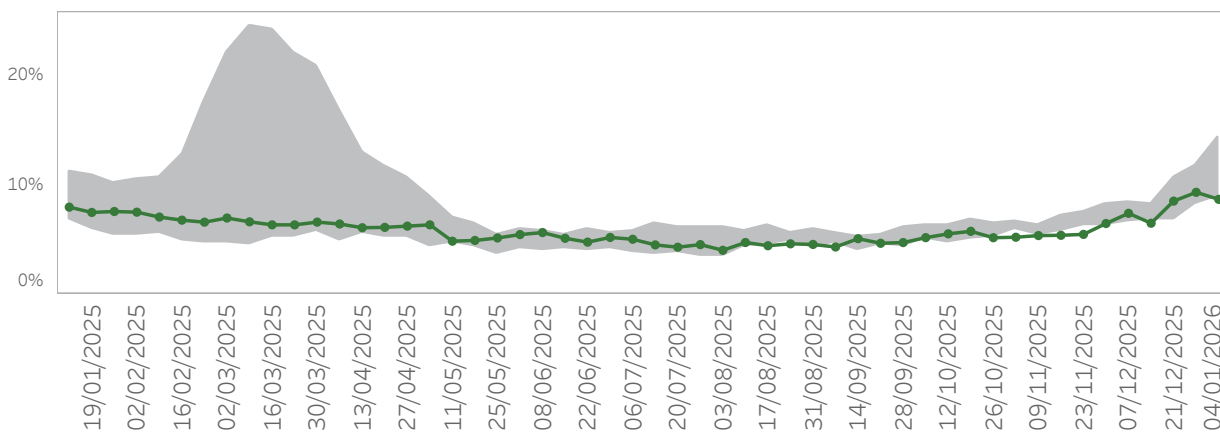
% Accessi per ATS con ILI

ATS	Settimana	2022	2023	2024	2025	2026
ATS DELLA CITTA' METROPOLITANA DI MILANO	48	6,66%	4,63%	3,79%	4,82%	
	49	7,32%	6,78%	3,95%	6,48%	
	50	4,97%	6,25%	4,44%	6,95%	
	51	5,18%	7,55%	4,59%	5,90%	
	52	5,95%	8,76%	7,05%	6,80%	
	1	4,91%	5,04%	6,22%	6,74%	4,77%
ATS DELL'INSUBRIA	48	6,68%	4,68%	3,60%	4,16%	
	49	8,07%	6,15%	3,37%	5,84%	
	50	5,29%	6,50%	3,70%	5,87%	
	51	5,75%	7,99%	4,52%	4,45%	
	52	6,15%	10,60%	6,54%	5,62%	
	1	4,09%	5,24%	6,19%	5,55%	3,60%
ATS DELLA MONTAGNA	48	6,63%	4,61%	5,59%	6,48%	
	49	7,99%	6,55%	5,87%	9,36%	
	50	5,41%	7,35%	5,64%	10,00%	
	51	4,94%	9,68%	6,07%	10,38%	
	52	6,09%	11,73%	8,29%	9,83%	
	1	3,54%	4,94%	8,72%	7,45%	6,32%
ATS DELLA BRIANZA	48	7,33%	4,99%	4,35%	5,17%	
	49	7,92%	8,04%	4,22%	7,30%	
	50	6,92%	7,78%	4,74%	8,12%	
	51	5,88%	8,89%	4,70%	6,71%	
	52	6,59%	11,70%	7,48%	8,52%	
	1	5,09%	6,34%	7,05%	7,07%	5,67%
ATS DI BERGAMO	48	9,19%	4,32%	3,82%	5,12%	
	49	9,46%	7,35%	3,64%	7,32%	
	50	7,17%	7,53%	3,77%	7,79%	
	51	7,44%	8,31%	4,93%	8,02%	
	52	7,73%	10,60%	7,54%	9,24%	
	1	4,99%	6,71%	7,36%	6,78%	6,80%
ATS DI BRESCIA	48	10,49%	5,47%	5,38%	5,49%	
	49	10,36%	7,00%	4,91%	7,08%	
	50	7,22%	8,12%	5,35%	8,80%	
	51	7,56%	10,60%	6,35%	9,02%	
	52	8,07%	13,33%	8,45%	10,56%	
	1	4,88%	7,29%	8,24%	7,93%	7,55%
ATS DELLA VAL PADANA	48	10,92%	5,56%	4,41%	6,26%	
	49	10,12%	6,68%	5,13%	8,07%	
	50	8,47%	8,41%	5,31%	10,24%	
	51	8,07%	11,10%	6,57%	10,91%	
	52	8,00%	14,72%	8,53%	12,08%	
	1	5,79%	6,80%	9,67%	8,65%	8,30%
ATS DI PAVIA	48	13,27%	4,38%	6,05%	7,29%	
	49	13,17%	6,78%	6,10%	9,99%	
	50	9,05%	9,04%	5,72%	11,42%	
	51	8,81%	10,71%	6,48%	8,41%	
	52	10,46%	14,71%	10,96%	10,23%	
	1	6,09%	7,43%	9,16%	9,99%	6,58%

Ultimo giorno di analisi: 04/01/2026

% Accessi in Pronto Soccorso con POLMONITI

Settimana	2022	2023	2024	2025	2026
48	2,22%	1,68%	1,95%	1,65%	
49	2,52%	1,96%	1,97%	2,23%	
50	2,25%	2,27%	2,03%	2,50%	
51	2,35%	2,77%	2,31%	2,81%	
52	2,41%	3,45%	2,74%	3,23%	
1	3,28%	2,47%	3,19%	3,05%	2,75%

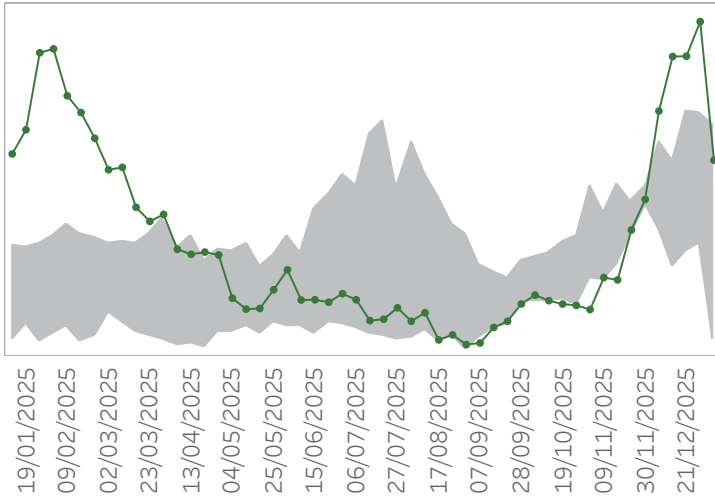
% di Ricoverati da Pronto Soccorso con POLMONITI

Settimana	2022	2023	2024	2025	2026
48	8,27%	6,81%	6,31%	6,45%	
49	8,19%	7,41%	6,73%	7,39%	
50	7,68%	8,25%	6,88%	6,48%	
51	8,01%	9,09%	6,75%	8,50%	
52	8,38%	10,42%	8,14%	9,30%	
1	14,31%	8,92%	10,47%	9,02%	8,66%

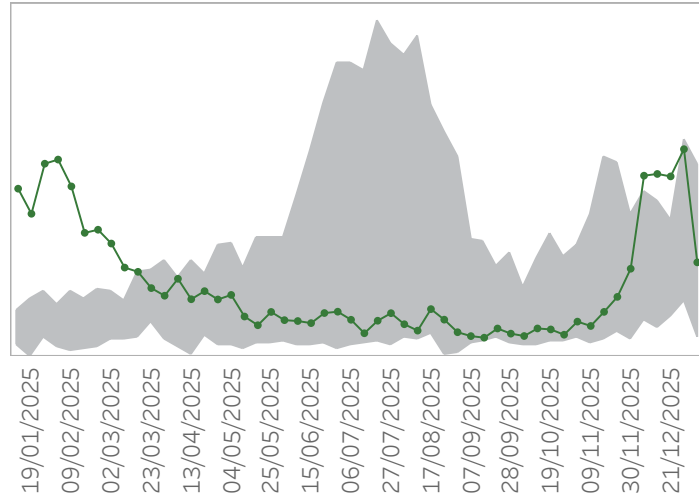
Ultimo giorno di analisi: 04/01/2026

% Accessi per fascia d'età con POLMONITI

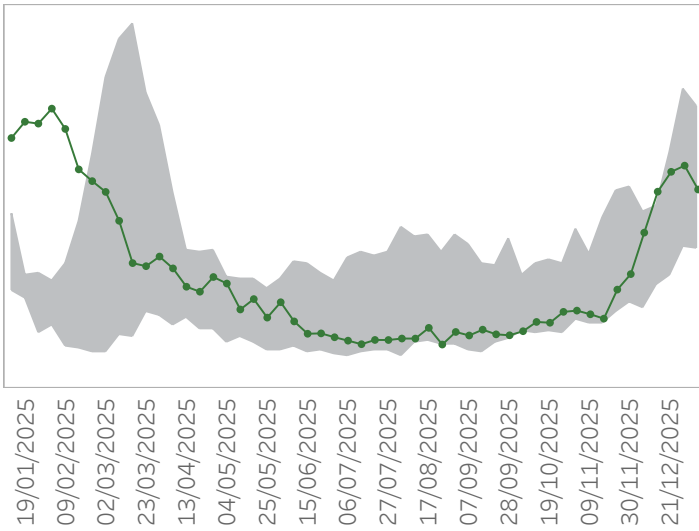
0-9



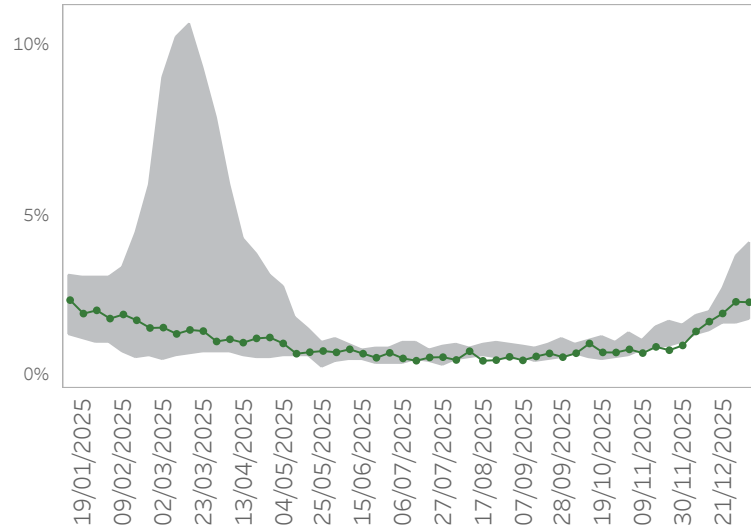
10-19



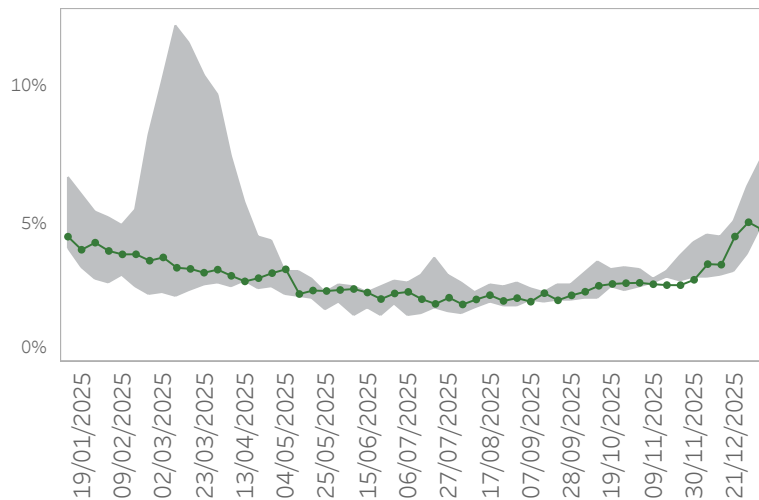
20-49



50-70



70+



Ultimo giorno di analisi: 04/01/2026

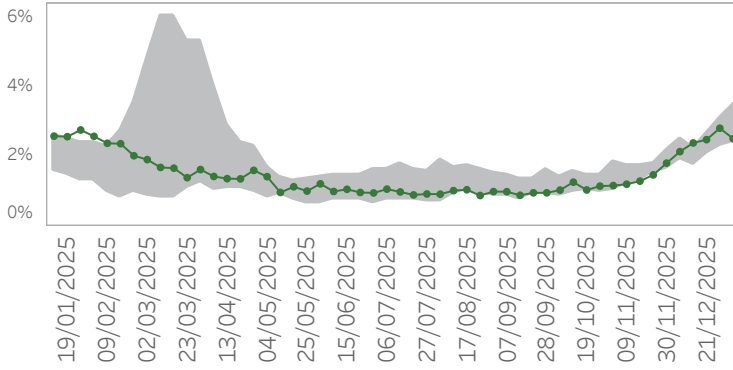
% Accessi per fascia d'età con POLMONITI

Fascia d'età	Settimana	2022	2023	2024	2025	2026
0-9	48	2,43%	2,26%	2,47%	2,29%	
	49	3,13%	2,65%	2,67%	3,58%	
	50	2,39%	2,84%	2,70%	4,37%	
	51	2,59%	3,40%	3,58%	4,38%	
	52	2,44%	3,55%	3,26%	4,88%	
	1	1,07%	1,96%	3,29%	3,39%	2,86%
10-19	48	1,23%	0,67%	1,44%	0,90%	
	49	1,47%	0,81%	1,69%	1,84%	
	50	1,05%	0,86%	1,59%	1,86%	
	51	1,00%	1,28%	1,39%	1,84%	
	52	1,05%	1,66%	2,20%	2,11%	
	1	0,60%	0,77%	0,93%	1,96%	0,96%
20-49	48	1,13%	0,73%	1,52%	0,86%	
	49	1,27%	1,01%	1,32%	1,17%	
	50	1,15%	1,30%	1,36%	1,48%	
	51	1,13%	1,78%	1,64%	1,63%	
	52	1,07%	2,25%	1,98%	1,68%	
	1	1,06%	1,06%	1,78%	2,13%	1,50%
50-70	48	1,77%	1,36%	1,39%	1,26%	
	49	1,97%	1,55%	1,62%	1,67%	
	50	1,70%	2,08%	1,70%	1,96%	
	51	1,97%	2,57%	1,90%	2,19%	
	52	1,91%	3,83%	2,30%	2,53%	
	1	4,24%	2,00%	3,27%	2,55%	2,52%
70+	48	4,34%	3,31%	3,07%	2,98%	
	49	4,59%	3,50%	3,03%	3,55%	
	50	4,49%	3,86%	3,13%	3,53%	
	51	4,47%	4,27%	3,27%	4,55%	
	52	4,87%	5,06%	3,91%	5,07%	
	1	7,31%	5,44%	5,70%	4,90%	4,80%

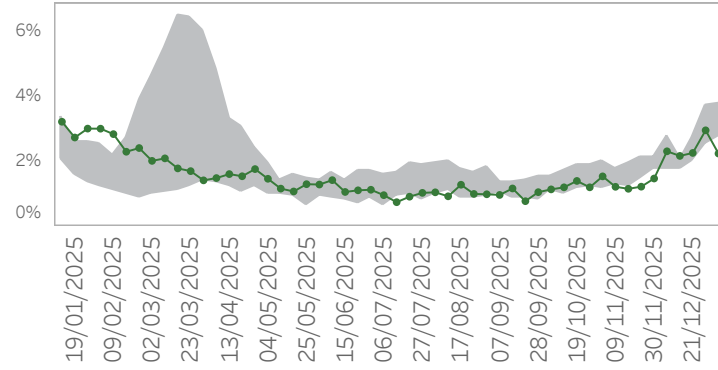
Ultimo giorno di analisi: 04/01/2026

% Accessi per ATS con POLMONITI

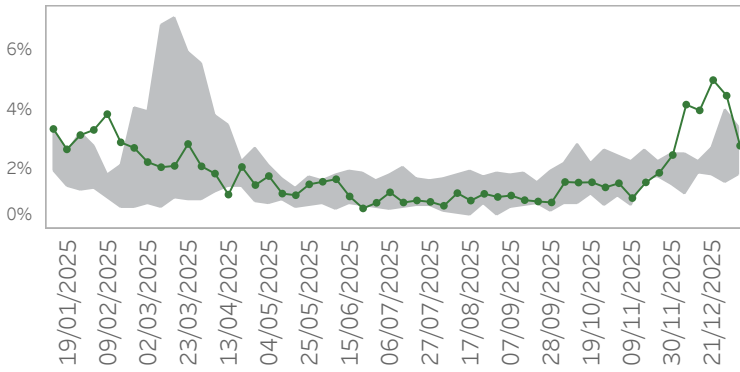
ATS della città Metropolitana di Milano



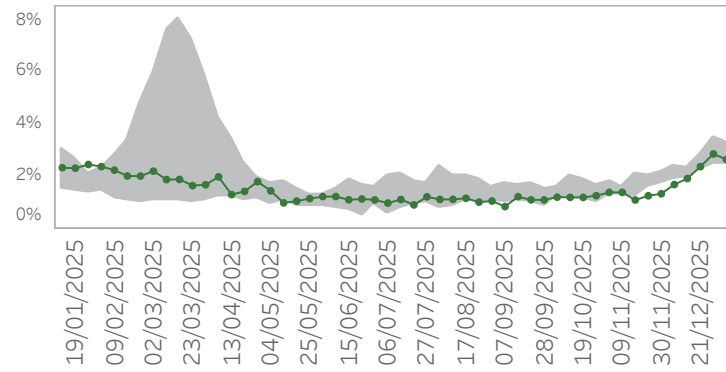
ATS dell'Insubria



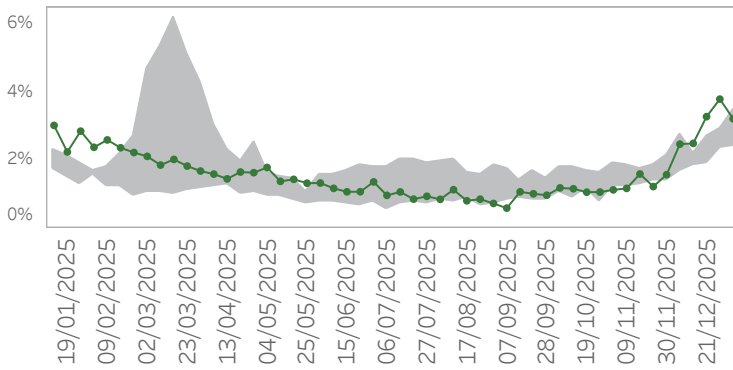
ATS della Montagna



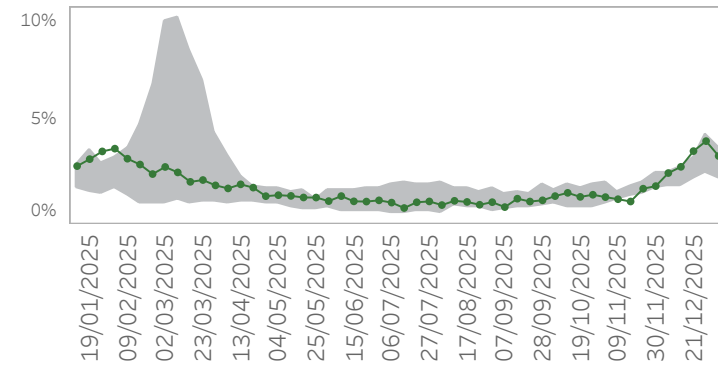
ATS della Brianza



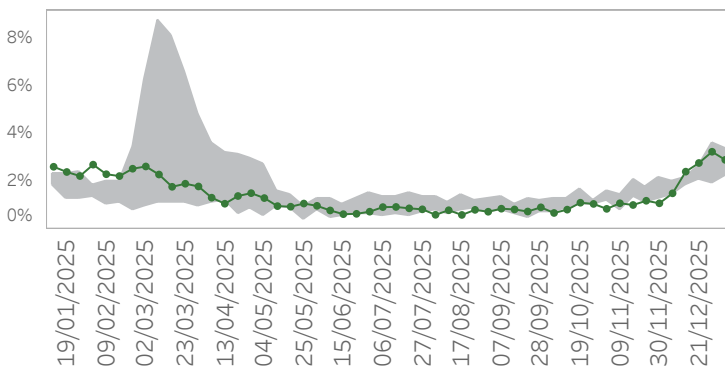
ATS di Bergamo



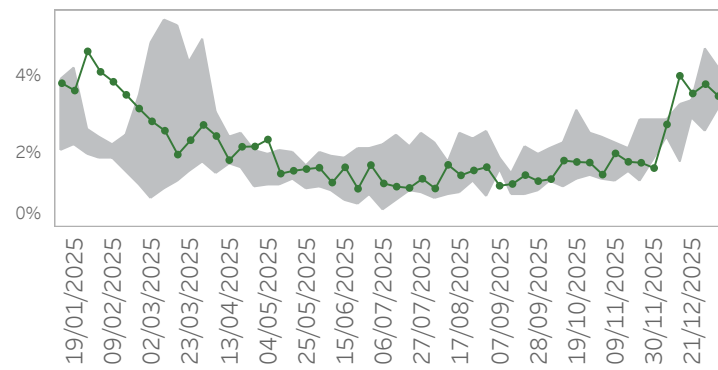
ATS di Brescia



ATS della Val Padana



ATS di Pavia



Ultimo giorno di analisi: 04/01/2026

% Accessi per ATS con POLMONITI

ATS	Settimana	2022	2023	2024	2025	2026
ATS DELLA CITTA' METROPOLITANA DI MILANO	48	2,18%	1,63%	1,79%	1,80%	
	49	2,50%	2,05%	1,95%	2,12%	
	50	2,23%	2,21%	2,02%	2,37%	
	51	2,26%	2,67%	2,09%	2,46%	
	52	2,30%	3,03%	2,58%	2,79%	
	1	3,45%	2,37%	2,80%	2,93%	2,49%
ATS DELL'INSUBRIA	48	2,12%	2,03%	1,75%	1,47%	
	49	2,78%	1,76%	2,06%	2,30%	
	50	2,02%	1,99%	1,78%	2,16%	
	51	2,30%	2,70%	1,98%	2,25%	
	52	2,52%	3,68%	2,52%	2,95%	
	1	3,49%	2,84%	3,08%	2,79%	2,23%
ATS DELLA MONTAGNA	48	1,76%	1,47%	2,52%	2,50%	
	49	2,55%	2,01%	2,00%	4,19%	
	50	2,25%	2,26%	2,29%	4,00%	
	51	2,25%	2,55%	2,69%	5,02%	
	52	2,46%	3,99%	2,78%	4,50%	
	1	1,79%	2,58%	3,43%	3,36%	2,81%
ATS DELLA BRIANZA	48	2,16%	1,74%	1,93%	1,33%	
	49	2,38%	2,05%	1,88%	1,68%	
	50	2,30%	2,21%	2,10%	1,90%	
	51	2,52%	2,79%	2,23%	2,35%	
	52	2,44%	3,45%	2,71%	2,83%	
	1	3,25%	2,44%	3,19%	3,23%	2,62%
ATS DI BERGAMO	48	2,16%	1,41%	1,90%	1,57%	
	49	2,77%	1,82%	1,72%	2,47%	
	50	2,19%	2,08%	2,14%	2,49%	
	51	2,71%	2,51%	2,22%	3,27%	
	52	2,80%	2,93%	2,54%	3,79%	
	1	3,24%	2,43%	3,46%	2,92%	3,21%
ATS DI BRESCIA	48	2,40%	1,76%	2,17%	1,81%	
	49	2,43%	1,81%	2,03%	2,43%	
	50	2,20%	2,68%	1,94%	2,72%	
	51	2,19%	3,19%	2,80%	3,46%	
	52	2,44%	4,24%	2,96%	3,93%	
	1	3,21%	2,20%	3,61%	3,14%	3,23%
ATS DELLA VAL PADANA	48	2,17%	1,24%	1,95%	1,09%	
	49	1,98%	1,67%	1,90%	1,51%	
	50	2,15%	2,06%	1,84%	2,41%	
	51	2,08%	2,61%	2,51%	2,77%	
	52	1,95%	3,61%	2,52%	3,24%	
	1	3,23%	2,29%	3,34%	2,87%	2,90%
ATS DI PAVIA	48	2,66%	2,17%	2,83%	1,57%	
	49	2,83%	2,76%	2,52%	2,73%	
	50	3,23%	3,19%	2,71%	4,01%	
	51	2,90%	3,37%	3,30%	3,55%	
	52	2,52%	4,12%	4,71%	3,79%	
	1	3,14%	3,17%	4,19%	4,21%	3,48%