

SORVEGLIANZA ACCESSI PRONTO SOCCORSO

Nota metodologica

Il presente report mostra i dati relativi al numero di accessi settimanali nei Pronto Soccorso di Regione Lombardia; vengono riportati gli accessi totali e classificati in base alla diagnosi alla dimissione e suddivisi per fascia di età ed ATS di afferenza del Pronto Soccorso. La fonte dei dati è il flusso EUOL (Emergenze Urgenze Online).

Sulla base della diagnosi attribuita alla dimissione del Pronto Soccorso (codifica ICD-9CM) gli accessi sono stati suddivisi in:

1. Diagnosi di **sindromi respiratorie**
2. Diagnosi di **sindromi simi-influenzali (influenza-like illness, ILI)**
3. Diagnosi di **polmoniti**

Il framework utilizzato per la classificazione degli accessi è quello proposto dai Centers for Disease Control and Prevention (U.S. CDC), integrato con i codici relativi al COVID-19.

Si sottolinea inoltre che il flusso EUOL proveniente dai Pronto Soccorso dell'ATS PAVIA – Fondazione IRCCS Policlinico San Matteo, ASST PAVIA (Ospedale di Voghera e Vigevano) – presentano alcuni dati mancanti per le settimane n° 29-49 del 2023, pertanto i grafici relativi agli accessi suddivisi per ATS mostrano una flessione nel numero di accessi relativamente al periodo indicato.

Grafici rappresentati

Nei grafici la linea **verde** (denominata "Valore Attuale") mostra il dato relativo alla settimana riportata sull'asse x. L'area in **grigio** rappresenta i valori relativi alla stessa settimana nei 4 anni precedenti ordinati dal minimo al massimo.

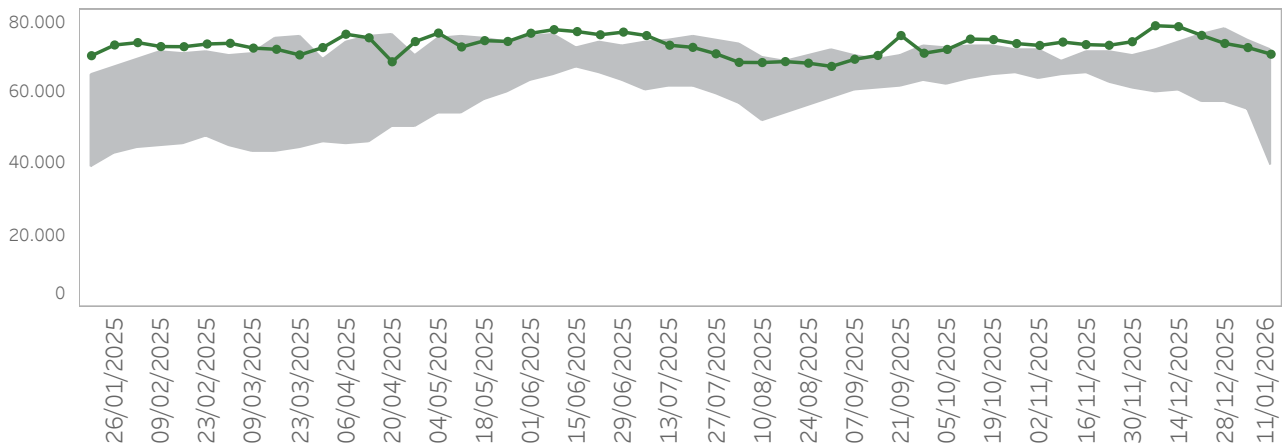
Codifica delle settimane rappresentate:

Settimana	Inizio	Fine
1	29/12/2025	04/01/2026
2	05/01/2026	11/01/2026

1. ACCESSI TOTALI

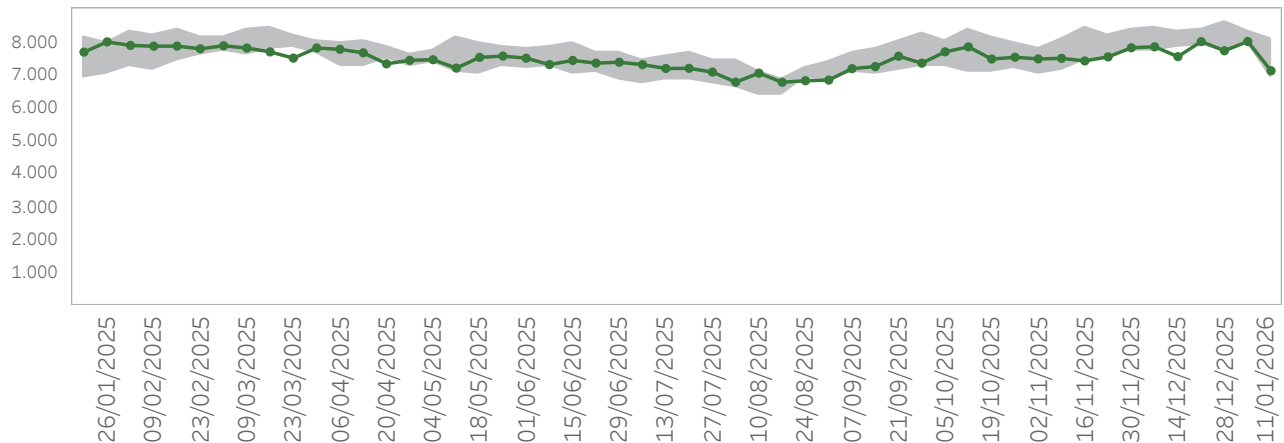
Ultimo giorno di analisi: 11/01/2026

Accessi Totali in Pronto Soccorso



Settimana	2022	2023	2024	2025	2026
49	67.703	71.933	69.857	78.603	
50	63.092	73.881	70.369	78.351	
51	61.245	76.057	70.946	75.910	
52	63.397	77.834	73.327	73.656	
1	54.929	65.074	68.742	74.214	72.510
2	51.000	62.449	63.644	71.977	70.657

Ricoveri Totali da Pronto Soccorso

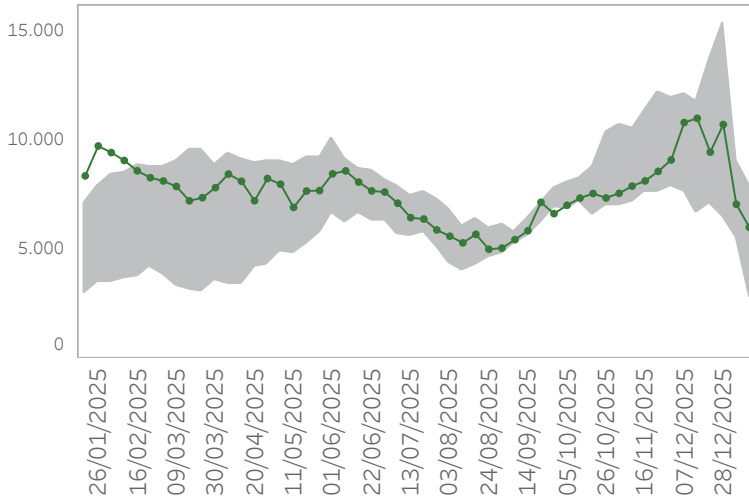


Settimana	2022	2023	2024	2025	2026
49	8.482	7.797	7.738	7.877	
50	8.328	8.064	7.881	7.578	
51	8.249	8.396	7.925	8.035	
52	8.611	8.384	7.740	7.757	
1	7.990	8.351	8.213	8.103	8.038
2	7.849	8.097	7.656	7.700	7.149

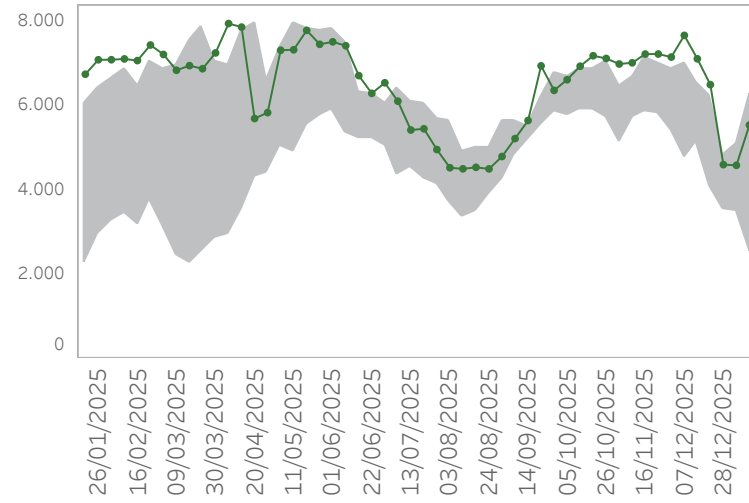
Ultimo giorno di analisi: 11/01/2026

Accessi Totali per fascia d'età

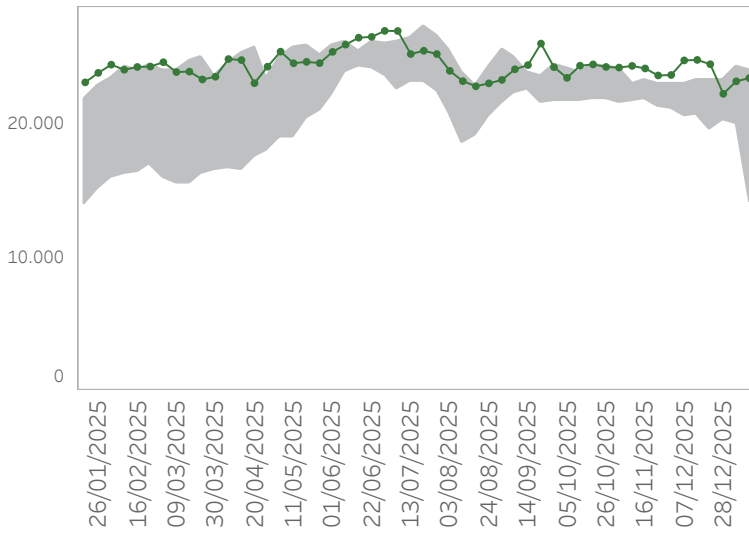
0-9



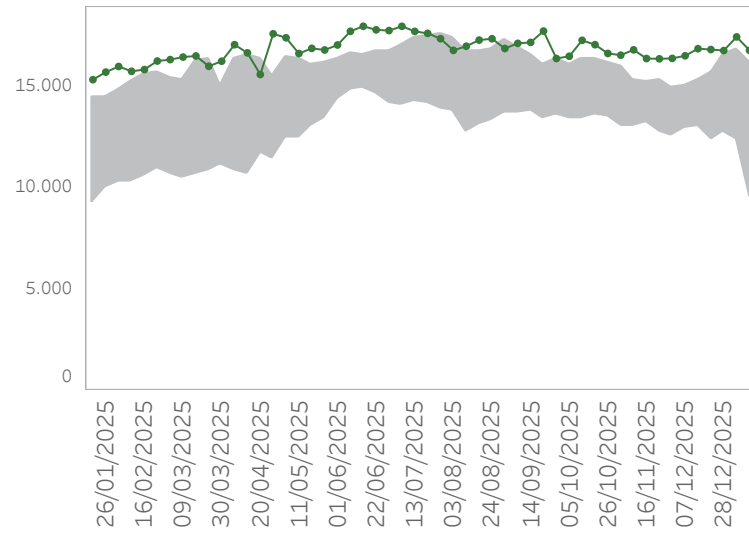
10-19



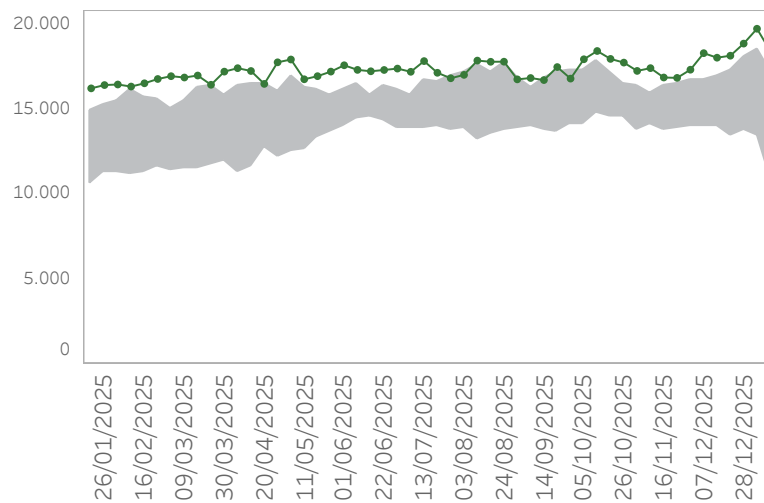
20-49



50-70



70+



Ultimo giorno di analisi: 11/01/2026

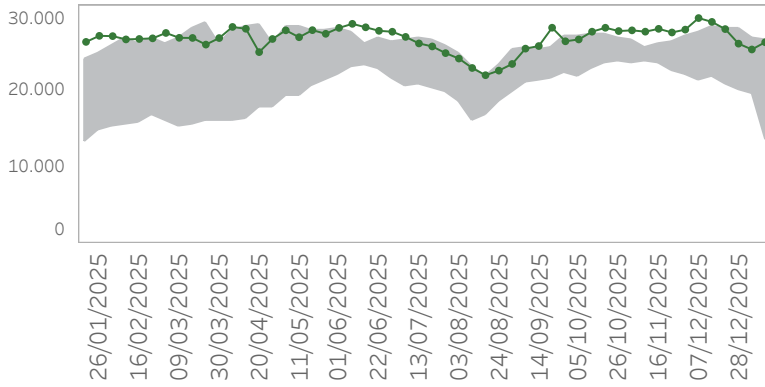
Accessi Totali per fascia d'età

Fascia d'età	Settimana	2022	2023	2024	2025	2026
0-9	49	11.468	12.098	7.976	10.782	
	50	8.289	11.724	8.402	10.974	
	51	8.562	13.686	8.807	9.431	
	52	9.099	15.341	11.650	10.691	
	1	5.494	7.546	8.471	8.975	7.054
	2	4.652	6.392	6.401	7.851	6.000
10-19	49	5.231	5.688	6.993	7.651	
	50	5.127	6.169	6.556	7.097	
	51	4.485	5.703	6.209	6.485	
	52	3.805	4.530	4.815	4.593	
	1	3.490	4.164	4.303	5.061	4.577
	2	3.933	5.412	5.481	6.254	5.530
20-49	49	21.323	22.437	23.169	24.864	
	50	20.773	23.376	23.297	24.900	
	51	19.623	23.325	22.856	24.577	
	52	20.389	23.321	22.497	22.350	
	1	20.106	21.885	23.383	24.418	23.291
	2	18.535	21.525	21.971	24.184	23.533
50-70	49	13.788	14.588	15.032	16.519	
	50	13.265	15.316	15.269	16.867	
	51	13.074	15.731	15.381	16.826	
	52	14.157	16.557	15.883	16.776	
	1	12.426	15.059	15.960	16.870	17.449
	2	11.479	13.890	14.501	16.148	16.787
70+	49	15.880	16.725	16.290	18.277	
	50	15.620	16.898	16.495	18.010	
	51	15.482	17.271	17.297	18.127	
	52	15.922	17.764	18.079	18.839	
	1	13.394	16.405	16.417	18.478	19.712
	2	12.391	15.220	15.135	17.158	18.398

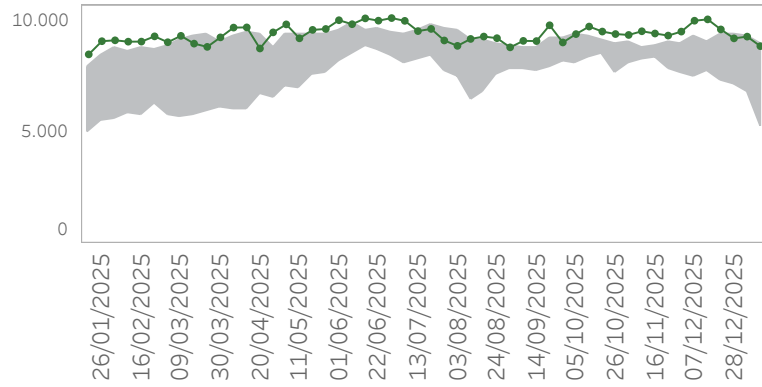
Ultimo giorno di analisi: **11/01/2026**

Accessi Totali per ATS

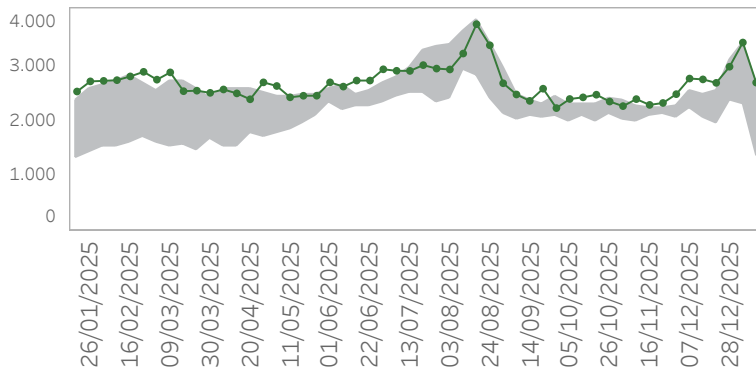
ATS della città Metropolitana di Milano



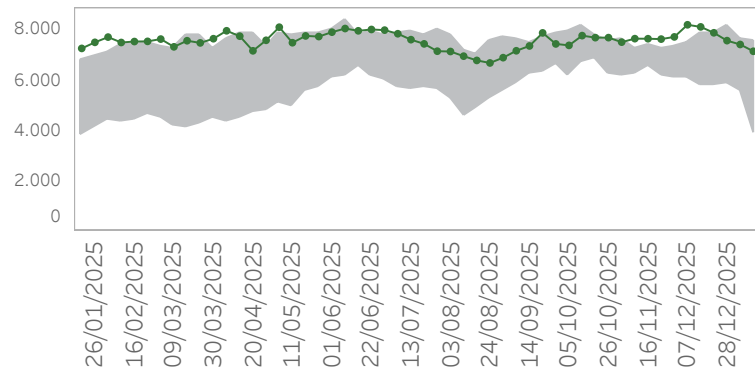
ATS dell'Insubria



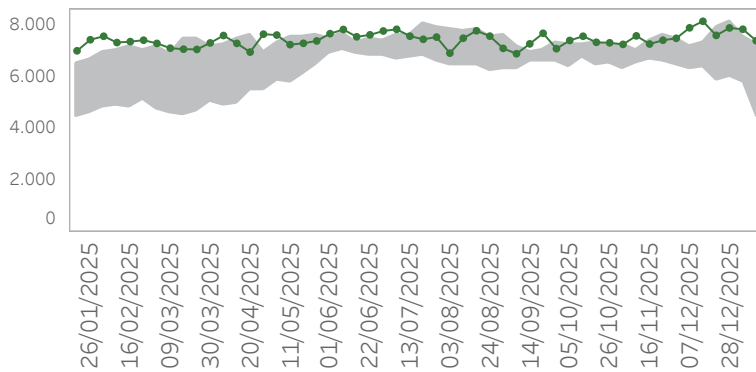
ATS della Montagna



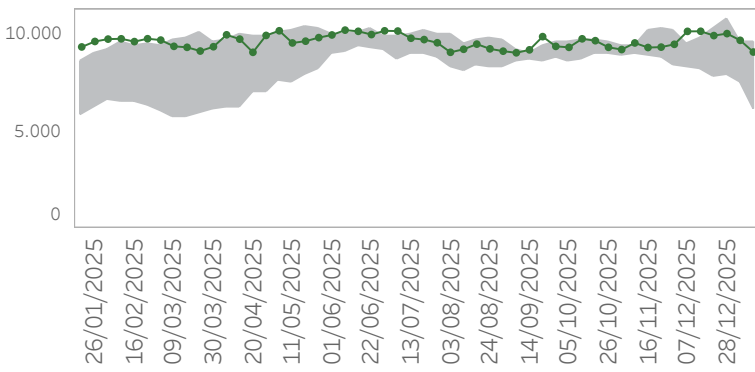
ATS della Brianza



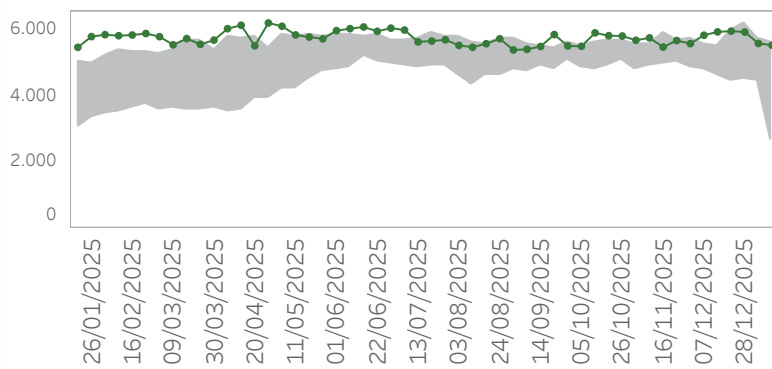
ATS di Bergamo



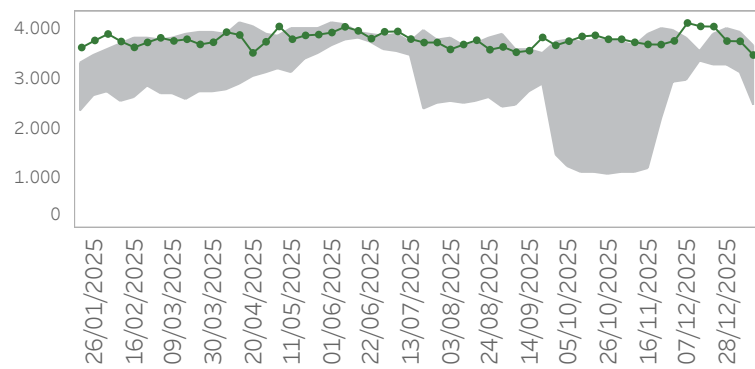
ATS di Brescia



ATS della Val Padana



ATS di Pavia



Ultimo giorno di analisi: 11/01/2026

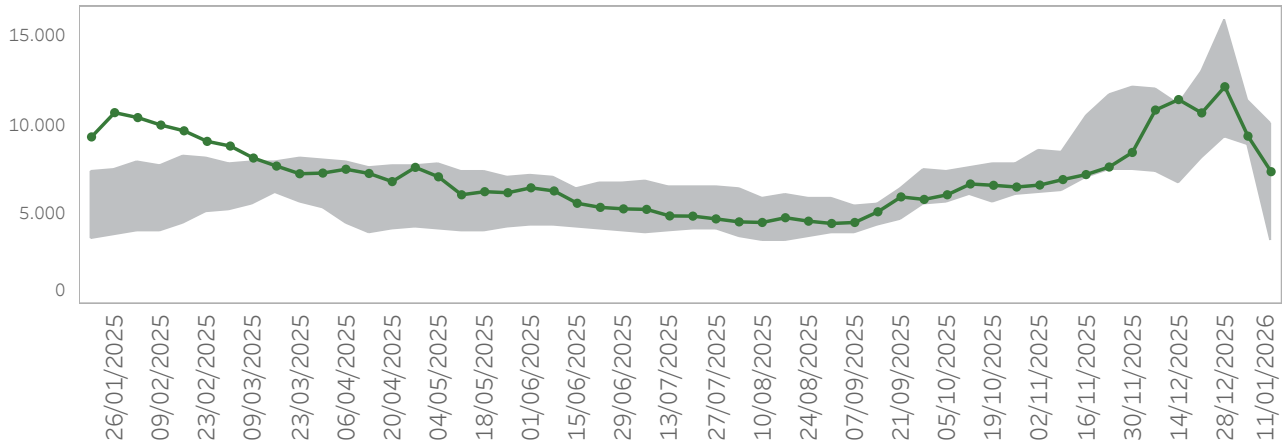
Accessi Totali per ATS

ATS	Settimana	2022	2023	2024	2025	2026
ATS DELLA CITTA' METROPOLITANA DI MILANO	49	24.373	27.629	26.630	29.557	
	50	22.868	28.327	26.602	29.055	
	51	21.696	28.094	26.844	28.113	
	52	22.001	28.074	26.564	26.205	
	1	19.501	22.681	25.165	26.941	25.442
	2	18.286	22.587	24.142	26.671	26.391
ATS DELL'INSUBRIA	49	8.535	9.314	8.702	10.022	
	50	8.170	9.045	8.952	10.082	
	51	7.913	9.412	8.975	9.630	
	52	8.081	9.419	9.382	9.229	
	1	6.799	8.276	8.120	9.283	9.307
	2	6.430	7.981	7.537	8.940	8.879
ATS DELLA MONTAGNA	49	2.389	2.535	2.300	2.766	
	50	2.182	2.477	2.445	2.751	
	51	2.044	2.551	2.454	2.688	
	52	2.727	3.086	2.990	2.981	
	1	2.287	2.714	2.948	3.422	3.420
	2	1.765	2.129	2.318	2.638	2.693
ATS DELLA BRIANZA	49	6.385	7.462	7.245	8.223	
	50	5.837	7.876	7.537	8.139	
	51	5.799	7.881	7.347	7.904	
	52	6.265	8.163	7.571	7.591	
	1	5.562	6.767	7.074	7.648	7.438
	2	5.183	6.517	6.525	7.569	7.167
ATS DI BERGAMO	49	7.174	6.924	7.054	7.897	
	50	6.726	7.366	6.922	8.150	
	51	6.454	7.921	7.073	7.605	
	52	6.858	8.117	7.599	7.893	
	1	5.768	6.738	7.109	7.592	7.843
	2	5.325	6.127	6.444	7.288	7.400
ATS DI BRESCIA	49	9.581	9.565	9.056	10.208	
	50	8.820	9.821	9.030	10.212	
	51	8.708	10.340	9.271	9.989	
	52	8.797	10.788	9.682	10.092	
	1	7.502	9.065	9.379	9.686	9.744
	2	6.994	8.799	8.642	9.613	9.137
ATS DELLA VAL PADANA	49	5.455	5.567	5.376	5.825	
	50	5.020	5.484	5.369	5.925	
	51	5.182	5.972	5.372	5.948	
	52	5.140	6.184	5.827	5.921	
	1	4.423	5.239	5.387	5.747	5.577
	2	4.138	4.956	4.852	5.617	5.525
ATS DI PAVIA	49	3.811	2.937	3.494	4.105	
	50	3.469	3.485	3.512	4.037	
	51	3.449	3.886	3.610	4.033	
	52	3.528	4.003	3.712	3.744	
	1	3.087	3.594	3.560	3.895	3.739
	2	2.879	3.353	3.184	3.641	3.465

2. ACCESSI PER SINDROME

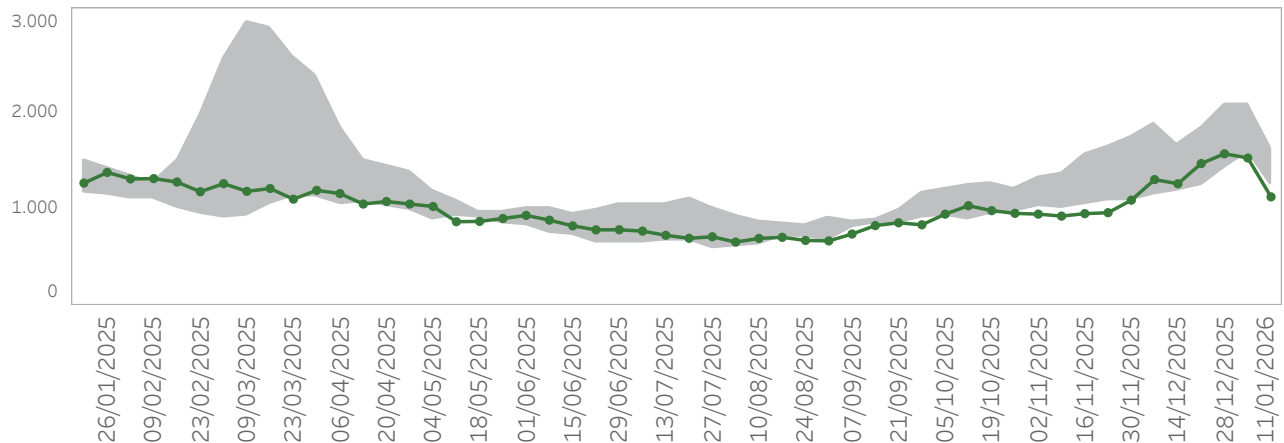
Ultimo giorno di analisi: 11/01/2026

Accessi in Pronto Soccorso con SINDROMI RESPIRATORIE



Settimana	2022	2023	2024	2025	2026
49	11.973	11.048	7.993	10.855	
50	9.031	11.189	8.342	11.439	
51	9.339	13.000	8.943	10.694	
52	10.567	15.826	12.329	12.158	
1	8.846	9.824	10.796	11.378	9.396
2	6.905	7.363	7.408	10.051	7.410

Ricoveri da Pronto Soccorso con SINDROMI RESPIRATORIE

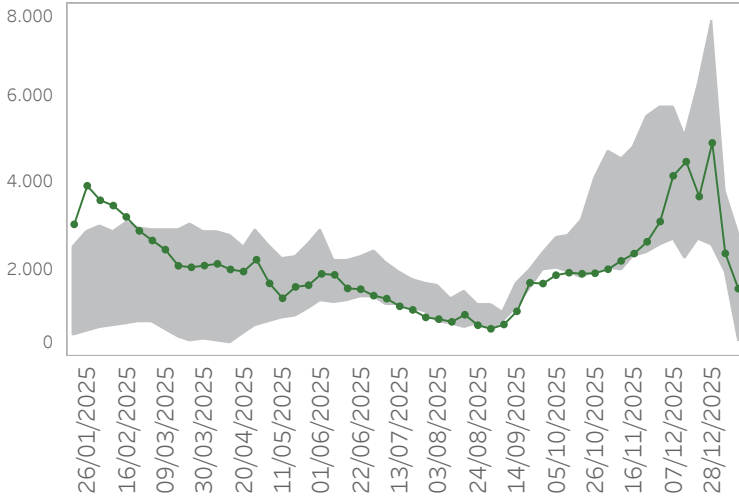


Settimana	2022	2023	2024	2025	2026
49	1.885	1.525	1.141	1.301	
50	1.656	1.653	1.184	1.258	
51	1.691	1.840	1.238	1.466	
52	1.956	2.078	1.415	1.567	
1	2.081	1.903	1.967	1.581	1.524
2	1.617	1.429	1.348	1.361	1.123

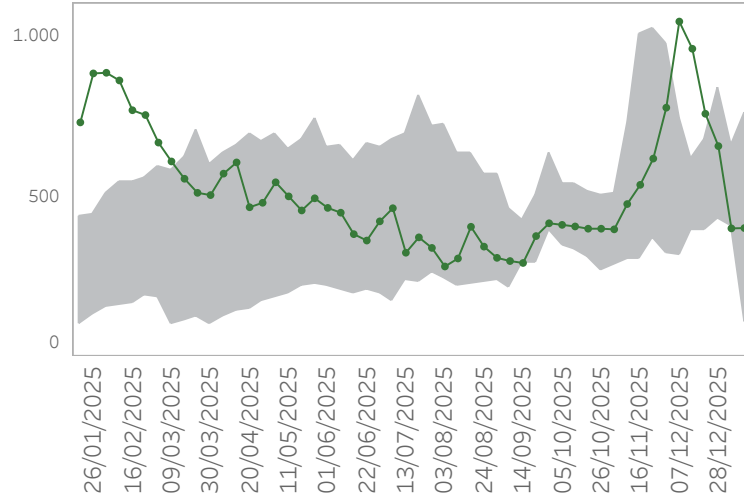
Ultimo giorno di analisi: 11/01/2026

Accessi per fascia d'età con SINDROMI RESPIRATORIE

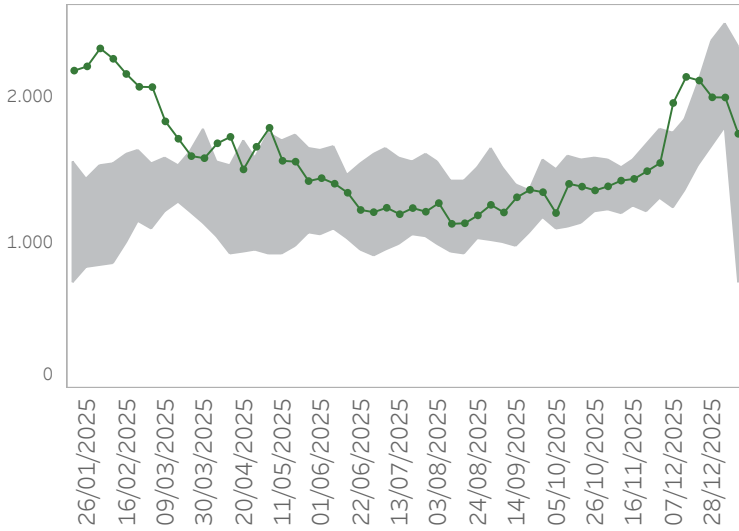
0-9



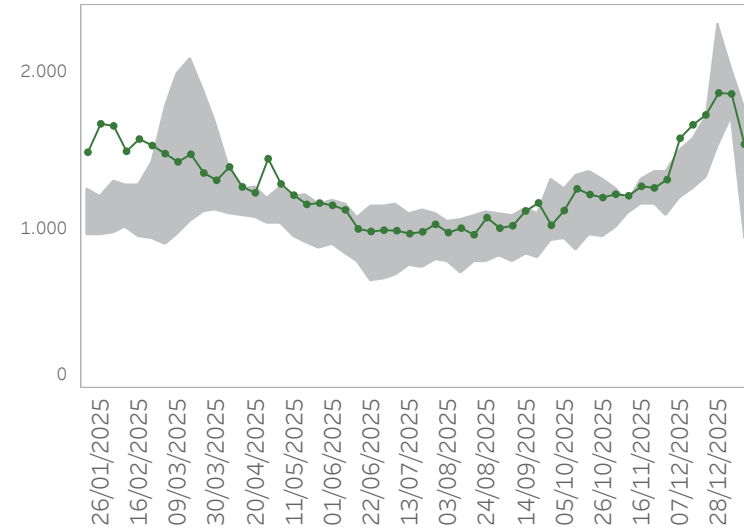
10-19



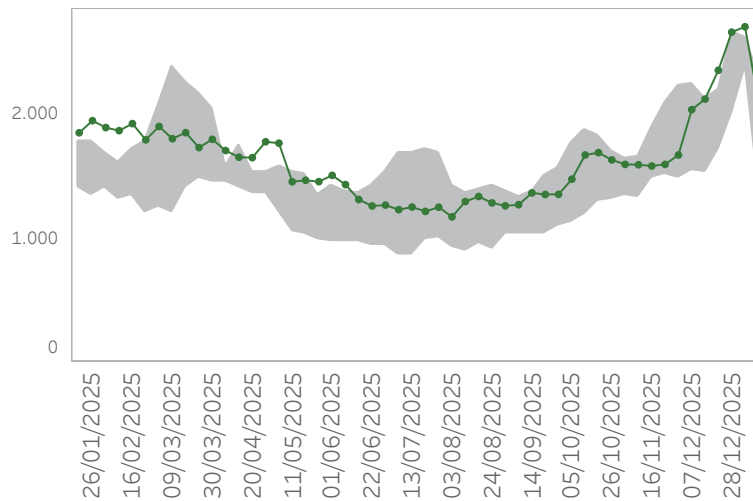
20-49



50-70



70+



Ultimo giorno di analisi: 11/01/2026

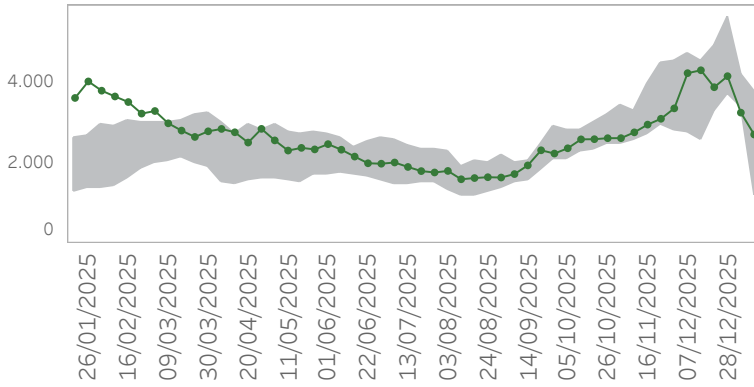
Accessi per fascia d'età con SINDROMI RESPIRATORIE

Fascia d'età	Settimana	2022	2023	2024	2025	2026
0-9	49	5.733	5.351	2.695	4.146	
	50	3.555	5.050	2.967	4.471	
	51	3.857	6.263	3.449	3.672	
	52	4.415	7.704	5.620	4.901	
	1	1.930	3.255	3.649	3.774	2.369
	2	1.336	2.138	1.998	2.826	1.561
10-19	49	743	592	695	1.047	
	50	488	576	615	962	
	51	527	677	554	759	
	52	496	706	840	658	
	1	406	443	439	661	401
	2	426	403	376	758	402
20-49	49	1.746	1.653	1.684	1.958	
	50	1.571	1.838	1.739	2.137	
	51	1.528	2.086	1.823	2.112	
	52	1.656	2.379	2.180	1.997	
	1	2.192	1.790	2.174	2.504	1.996
	2	1.591	1.563	1.678	2.342	1.747
50-70	49	1.495	1.405	1.326	1.580	
	50	1.287	1.574	1.333	1.665	
	51	1.335	1.715	1.330	1.727	
	52	1.526	2.305	1.601	1.866	
	1	1.921	1.706	2.019	1.873	1.860
	2	1.555	1.332	1.461	1.766	1.542
70+	49	2.255	1.991	1.551	2.044	
	50	2.130	2.075	1.652	2.130	
	51	2.090	2.201	1.736	2.363	
	52	2.473	2.672	2.024	2.672	
	1	2.397	2.630	2.484	2.509	2.716
	2	1.996	1.927	1.876	2.311	2.122

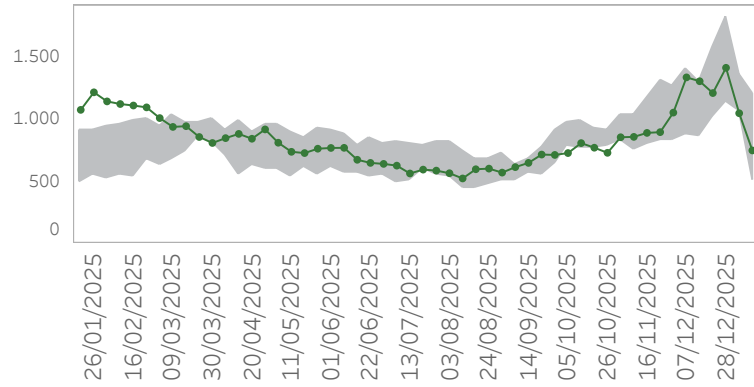
Ultimo giorno di analisi: 11/01/2026

Accessi per ATS con SINDROMI RESPIRATORIE

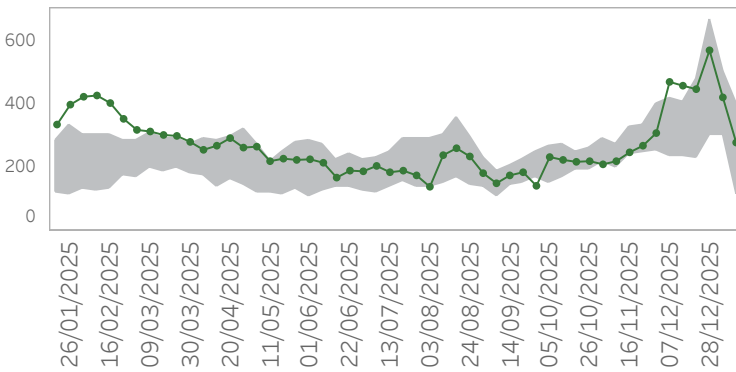
ATS della città Metropolitana di Milano



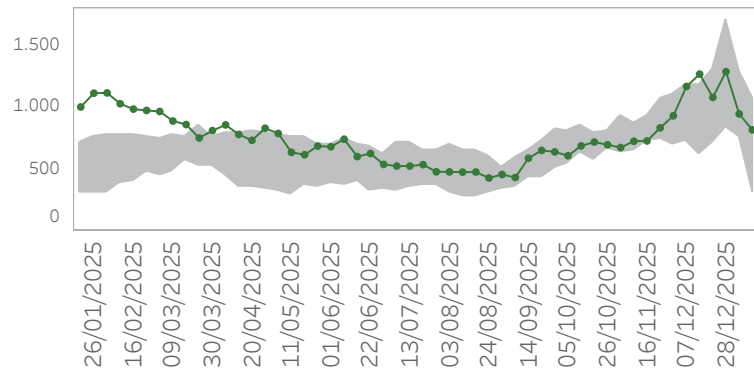
ATS dell'Insubria



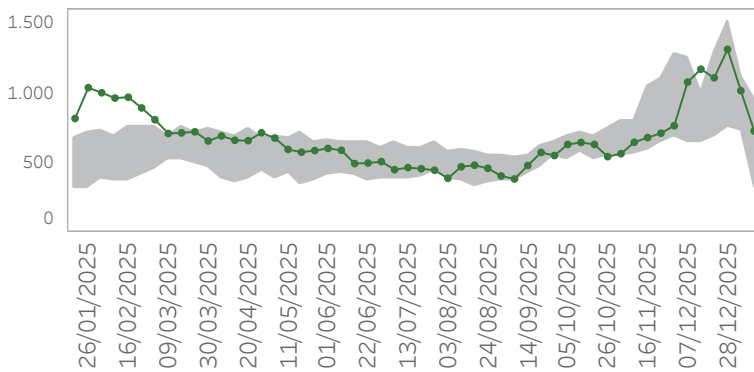
ATS della Montagna



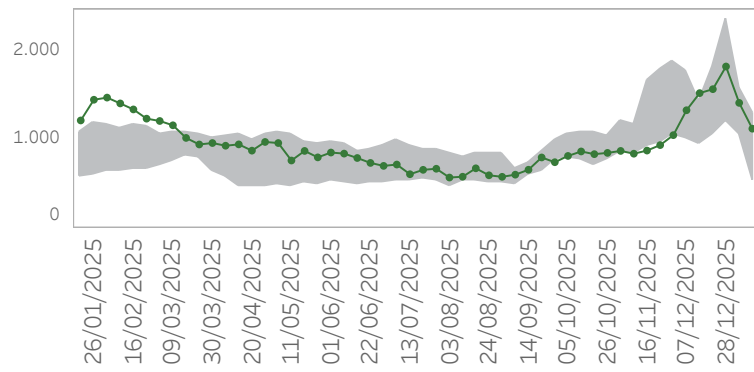
ATS della Brianza



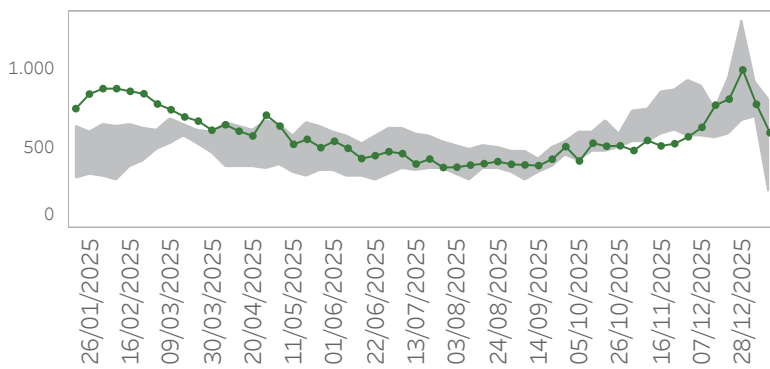
ATS di Bergamo



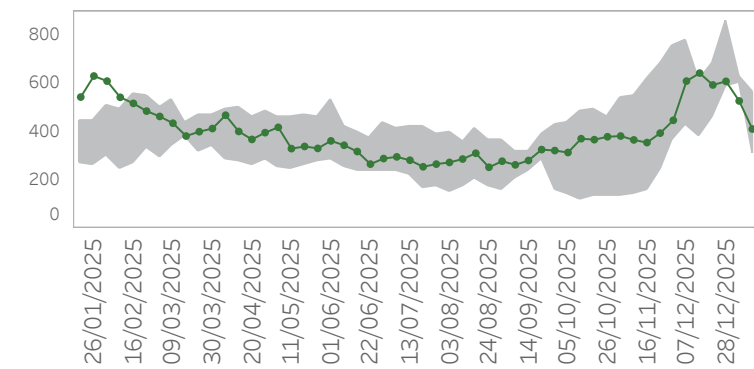
ATS di Brescia



ATS della Val Padana



ATS di Pavia



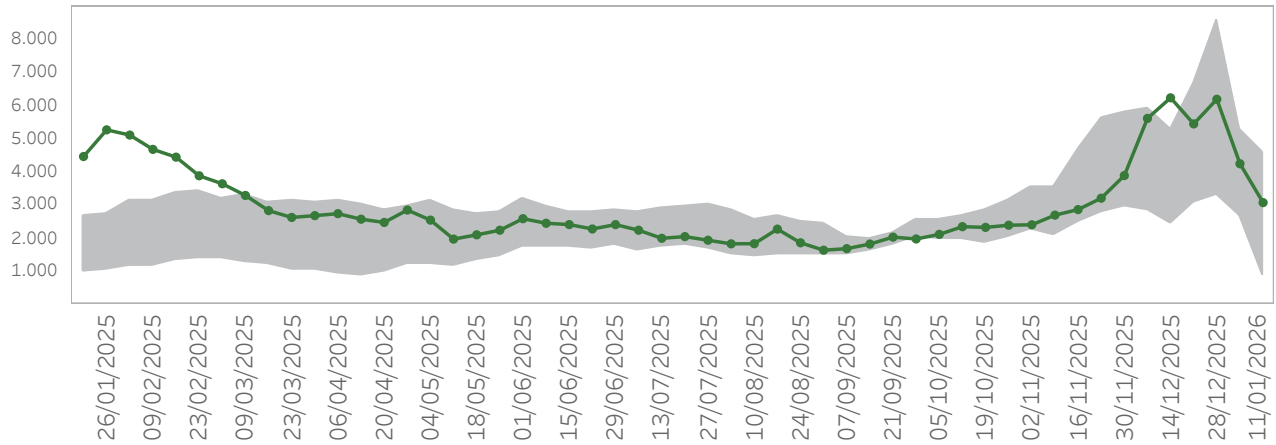
Ultimo giorno di analisi: 11/01/2026

Accessi per ATS con SINDROMI RESPIRATORIE

ATS	Settimana	2022	2023	2024	2025	2026
ATS DELLA CITTA' METROPOLITANA DI MILANO	49	4.484	4.745	3.285	4.243	
	50	3.343	4.529	3.302	4.315	
	51	3.441	4.940	3.522	3.893	
	52	3.713	5.637	4.670	4.168	
	1	3.629	3.398	3.782	4.199	3.260
	2	2.757	2.641	2.787	3.778	2.716
ATS DELL'INSUBRIA	49	1.407	1.366	903	1.336	
	50	1.055	1.297	950	1.305	
	51	1.171	1.567	1.014	1.210	
	52	1.324	1.820	1.465	1.413	
	1	1.069	1.256	1.223	1.361	1.048
	2	838	983	858	1.200	749
ATS DELLA MONTAGNA	49	418	403	237	472	
	50	310	405	286	460	
	51	308	479	313	449	
	52	466	671	450	572	
	1	306	392	472	505	423
	2	232	252	317	403	280
ATS DELLA BRIANZA	49	996	1.169	818	1.162	
	50	808	1.175	943	1.261	
	51	856	1.300	888	1.074	
	52	1.003	1.704	1.344	1.281	
	1	760	1.036	1.094	1.278	941
	2	596	697	728	1.068	813
ATS DI BERGAMO	49	1.259	906	691	1.082	
	50	939	1.011	716	1.175	
	51	952	1.301	835	1.113	
	52	1.096	1.527	1.181	1.318	
	1	732	981	1.125	1.026	1.020
	2	581	662	681	950	730
ATS DI BRESCIA	49	1.746	1.262	1.002	1.319	
	50	1.259	1.418	1.029	1.510	
	51	1.301	1.791	1.224	1.554	
	52	1.485	2.324	1.576	1.807	
	1	1.057	1.354	1.567	1.488	1.401
	2	903	1.049	1.021	1.290	1.113
ATS DELLA VAL PADANA	49	887	769	630	632	
	50	744	742	658	771	
	51	747	938	688	808	
	52	829	1.290	942	991	
	1	690	803	909	893	776
	2	539	634	604	801	598
ATS DI PAVIA	49	776	428	427	609	
	50	573	612	458	642	
	51	563	684	459	593	
	52	651	853	701	608	
	1	603	604	624	628	527
	2	459	445	412	561	411

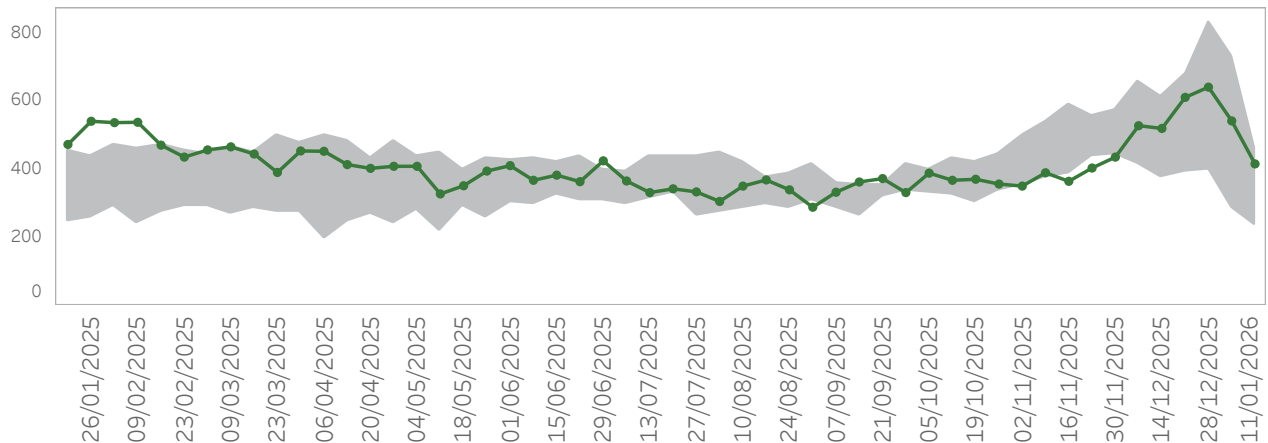
Ultimo giorno di analisi: 11/01/2026

Accessi in Pronto Soccorso con ILI



Settimana	2022	2023	2024	2025	2026
49	5.895	4.961	2.977	5.625	
50	3.949	5.282	3.236	6.249	
51	3.881	6.655	3.656	5.459	
52	4.404	8.571	5.596	6.205	
1	2.698	3.877	4.967	5.295	4.253
2	1.995	2.682	2.879	4.573	3.077

Ricoveri da Pronto Soccorso con ILI

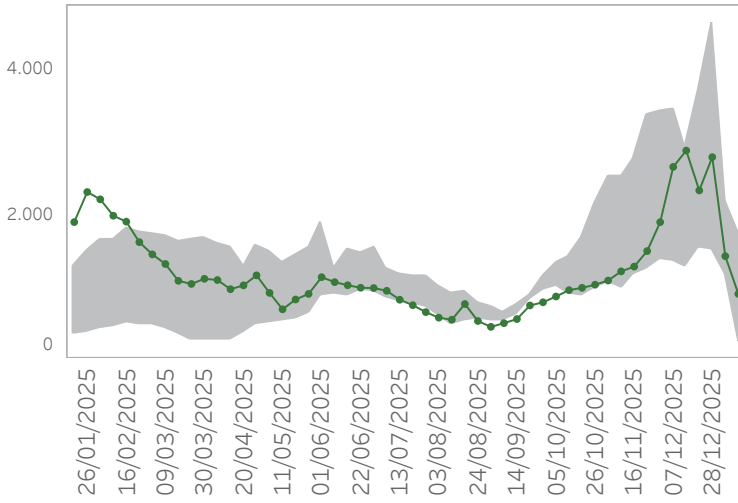


Settimana	2022	2023	2024	2025	2026
49	658	519	455	528	
50	573	612	450	520	
51	529	683	474	611	
52	627	830	542	641	
1	287	633	729	607	542
2	293	419	442	463	416

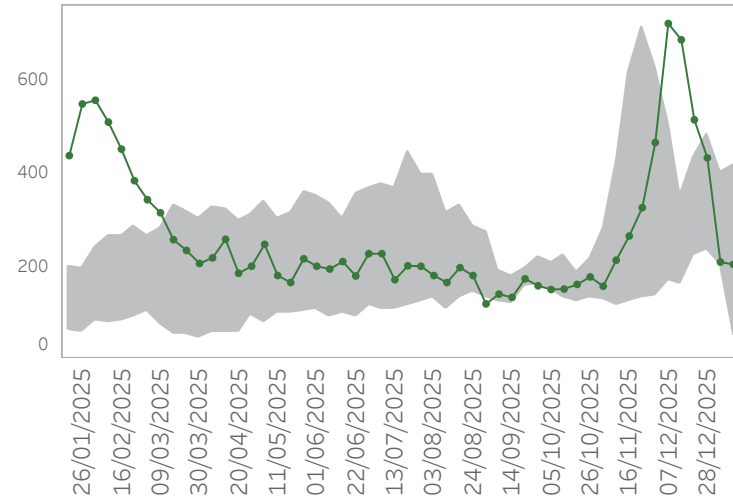
Ultimo giorno di analisi: 11/01/2026

Accessi per fascia d'età con ILI

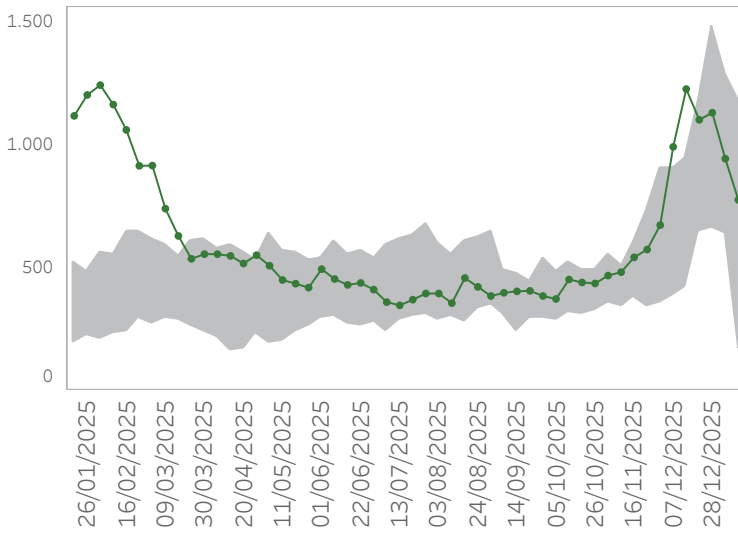
0-9



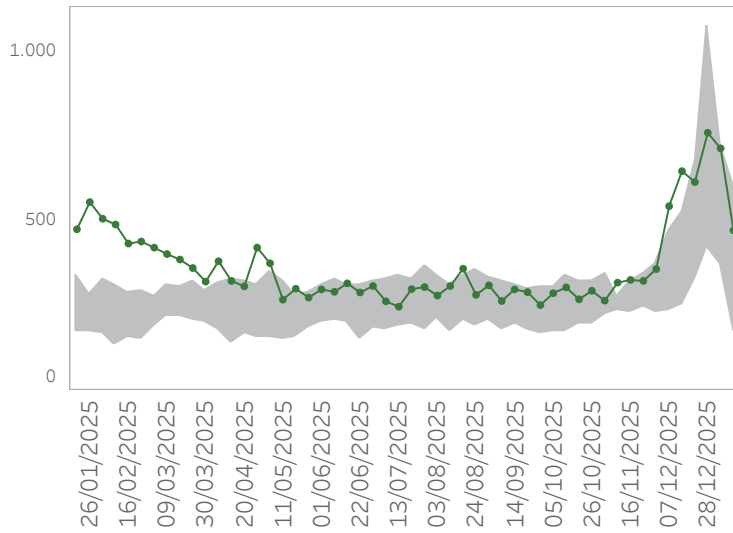
10-19



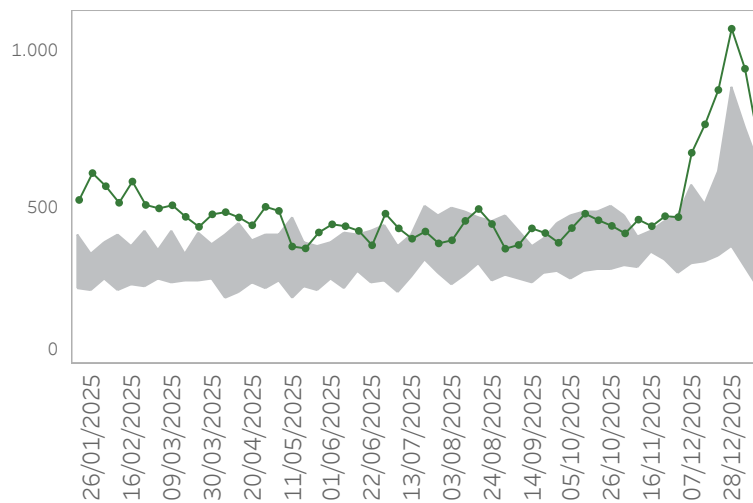
20-49



50-70



70+



Ultimo giorno di analisi: 11/01/2026

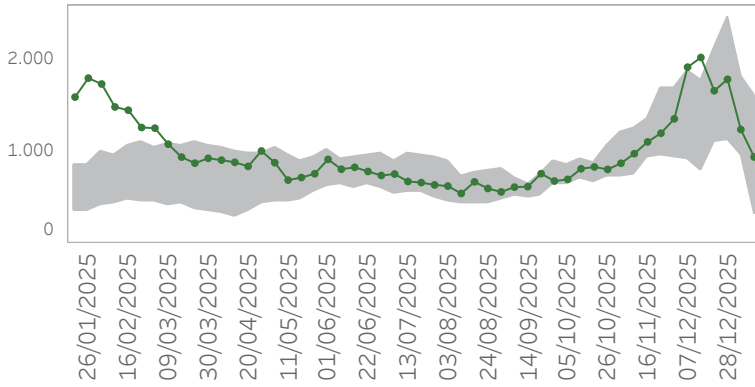
Accessi per fascia d'età con ILI

Fascia d'età	Settimana	2022	2023	2024	2025	2026
0-9	49	3.441	2.906	1.345	2.656	
	50	2.128	2.921	1.551	2.882	
	51	2.096	3.726	1.825	2.330	
	52	2.432	4.653	2.811	2.791	
	1	1.168	1.868	2.185	2.145	1.420
	2	766	1.163	1.085	1.718	898
10-19	49	505	309	328	721	
	50	285	349	309	686	
	51	284	433	302	514	
	52	301	441	481	432	
	1	204	246	249	399	208
	2	178	182	168	416	203
20-49	49	908	788	567	991	
	50	695	945	605	1.226	
	51	646	1.175	680	1.101	
	52	659	1.485	1.099	1.130	
	1	647	642	1.073	1.289	943
	2	466	551	727	1.176	776
50-70	49	469	425	303	543	
	50	334	527	355	646	
	51	349	680	376	614	
	52	438	1.075	556	759	
	1	372	475	721	681	713
	2	272	321	428	599	472
70+	49	572	504	424	676	
	50	507	506	400	767	
	51	505	613	459	877	
	52	574	882	620	1.073	
	1	307	646	728	754	945
	2	312	465	469	640	716

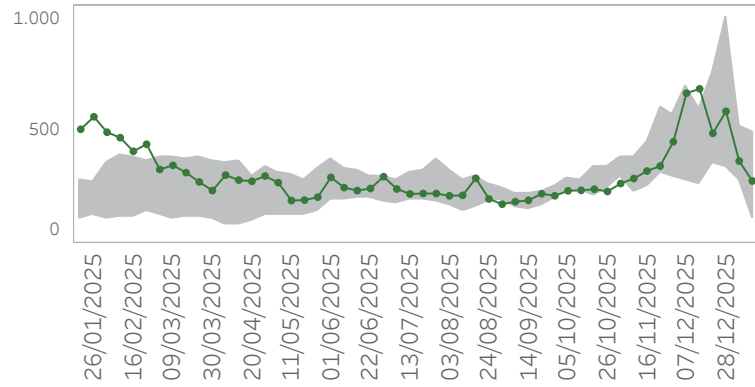
Ultimo giorno di analisi: 11/01/2026

Accessi per ATS con ILI

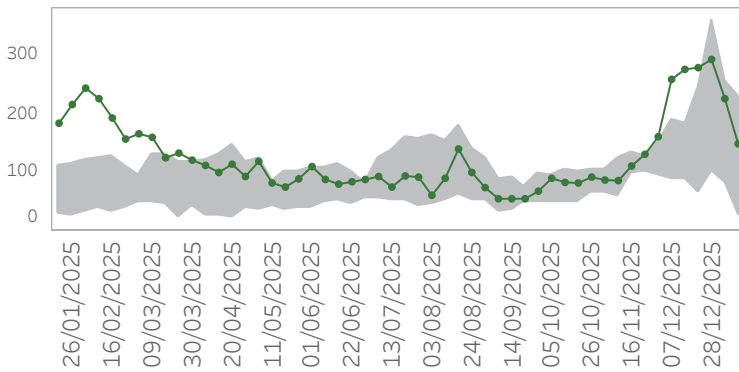
ATS della città Metropolitana di Milano



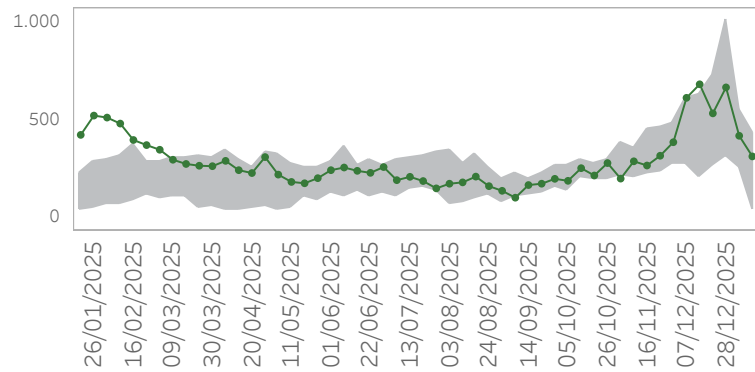
ATS dell'Insubria



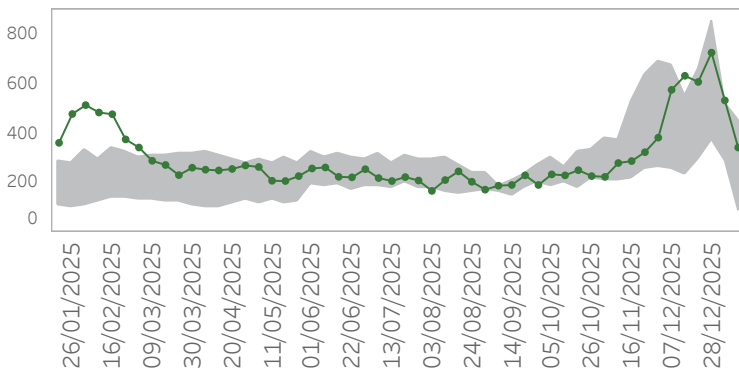
ATS della Montagna



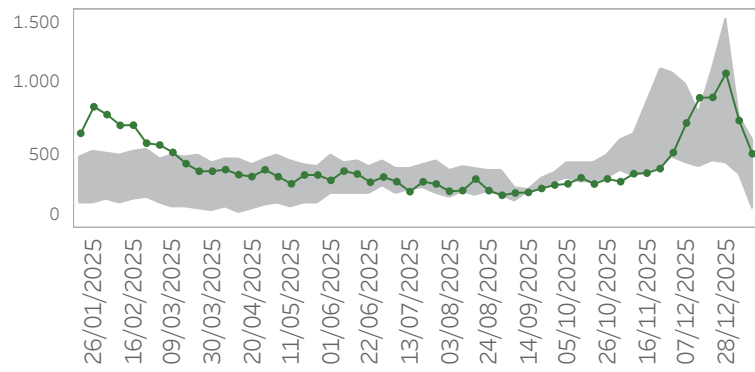
ATS della Brianza



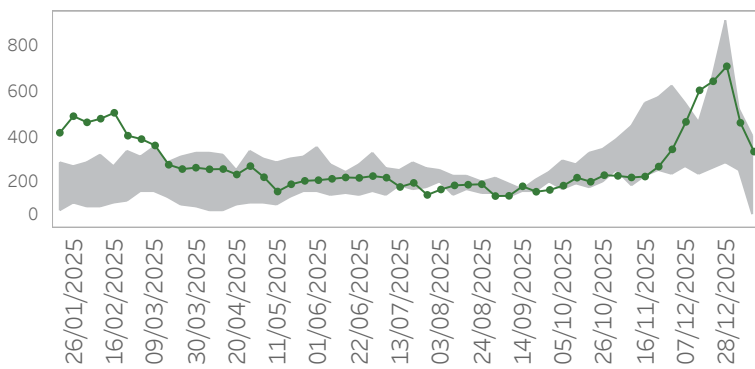
ATS di Bergamo



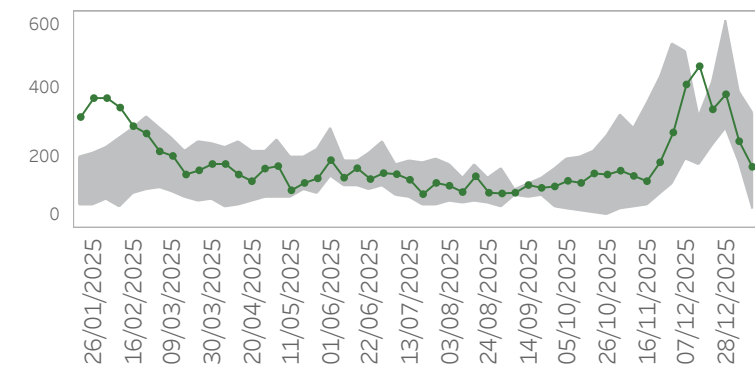
ATS di Brescia



ATS della Val Padana



ATS di Pavia

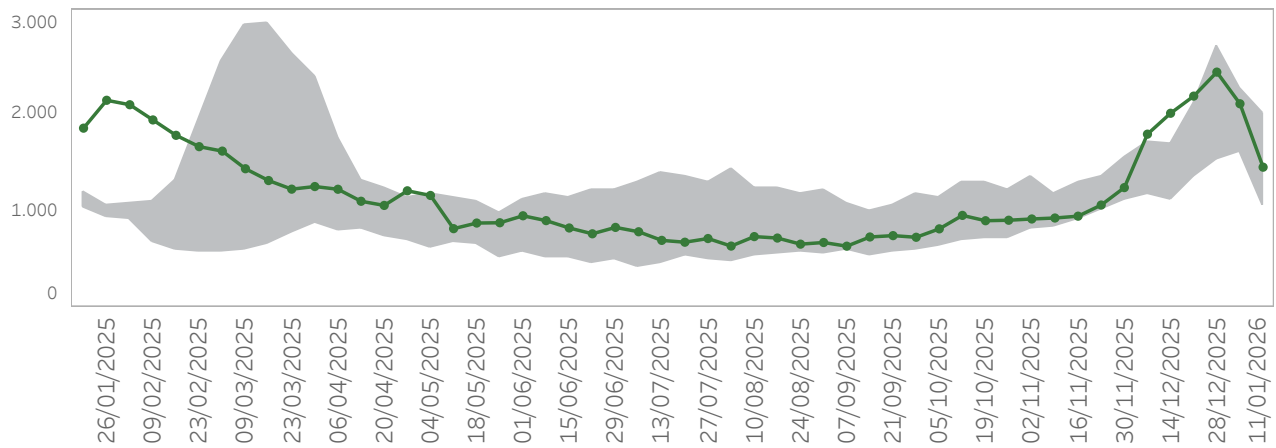


Ultimo giorno di analisi: 11/01/2026

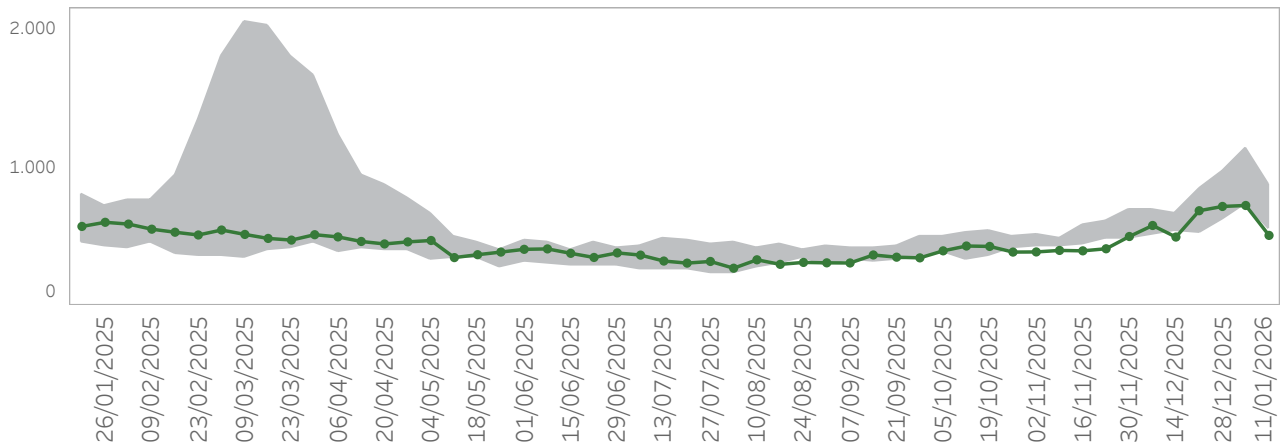
Accessi per ATS con ILI

ATS	Settimana	2022	2023	2024	2025	2026
ATS DELLA CITTA' METROPOLITANA DI MILANO	49	1.783	1.872	1.052	1.916	
	50	1.137	1.771	1.180	2.021	
	51	1.124	2.122	1.231	1.660	
	52	1.308	2.459	1.873	1.784	
	1	958	1.144	1.565	1.815	1.239
	2	607	826	925	1.609	941
ATS DELL'INSUBRIA	49	689	573	293	663	
	50	432	588	331	682	
	51	455	752	406	486	
	52	497	998	614	583	
	1	278	434	503	515	364
	2	217	304	324	493	276
ATS DELLA MONTAGNA	49	191	166	135	259	
	50	118	182	138	276	
	51	101	247	149	279	
	52	166	362	248	293	
	1	81	134	257	255	226
	2	65	83	140	230	149
ATS DELLA BRIANZA	49	506	600	306	600	
	50	404	613	357	661	
	51	341	701	345	530	
	52	413	955	566	647	
	1	283	429	499	541	429
	2	218	280	302	445	336
ATS DI BERGAMO	49	679	509	257	578	
	50	482	555	261	635	
	51	480	658	349	610	
	52	530	860	573	729	
	1	288	452	523	515	535
	2	216	277	280	449	344
ATS DI BRESCIA	49	993	670	445	728	
	50	637	797	483	902	
	51	658	1.096	589	905	
	52	710	1.438	818	1.071	
	1	366	661	773	768	745
	2	355	456	424	611	516
ATS DELLA VAL PADANA	49	552	372	276	470	
	50	425	461	285	609	
	51	418	663	353	649	
	52	411	910	497	715	
	1	256	356	521	497	466
	2	172	256	288	410	339
ATS DI PAVIA	49	502	199	213	411	
	50	314	315	201	463	
	51	304	416	234	340	
	52	369	589	407	383	
	1	188	267	326	389	249
	2	145	200	196	326	176

Ultimo giorno di analisi: 11/01/2026

Accessi in Pronto Soccorso con POLMONITI

Settimana	2022	2023	2024	2025	2026
49	1.707	1.408	1.374	1.788	
50	1.418	1.677	1.428	2.004	
51	1.438	2.105	1.640	2.181	
52	1.527	2.685	2.012	2.429	
1	1.799	1.605	2.196	2.266	2.102
2	1.371	1.105	1.354	2.006	1.447

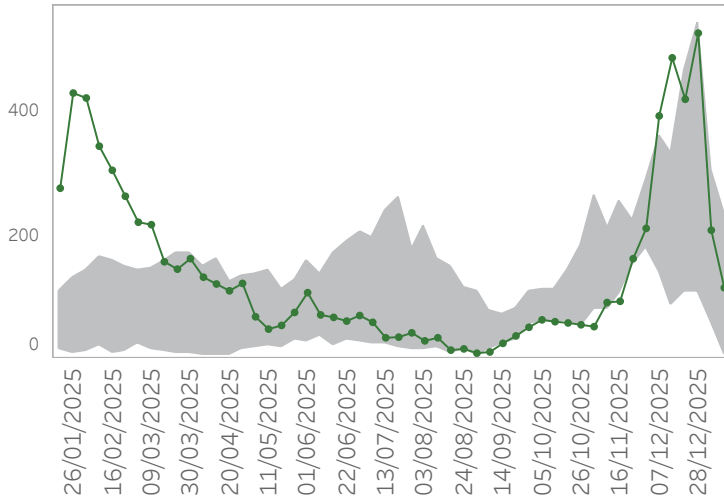
Ricoveri da Pronto Soccorso con POLMONITI

Settimana	2022	2023	2024	2025	2026
49	695	578	521	583	
50	640	665	542	499	
51	661	763	535	690	
52	722	874	630	721	
1	1.143	745	860	731	728
2	874	550	572	612	511

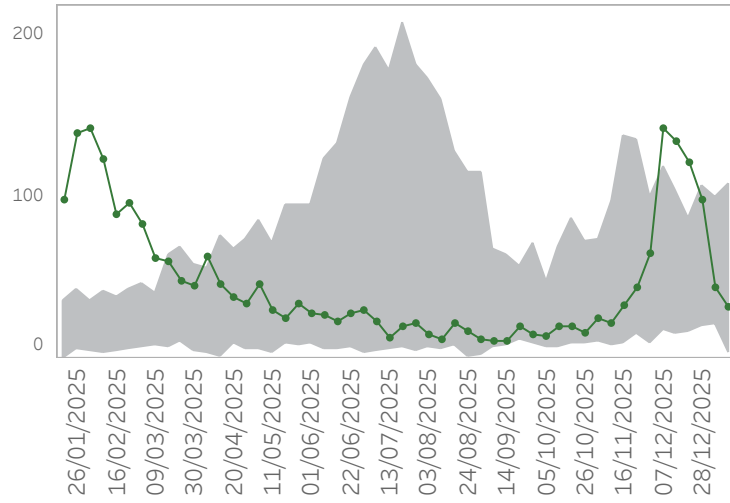
Ultimo giorno di analisi: 11/01/2026

Accessi per fascia d'età con POLMONITI

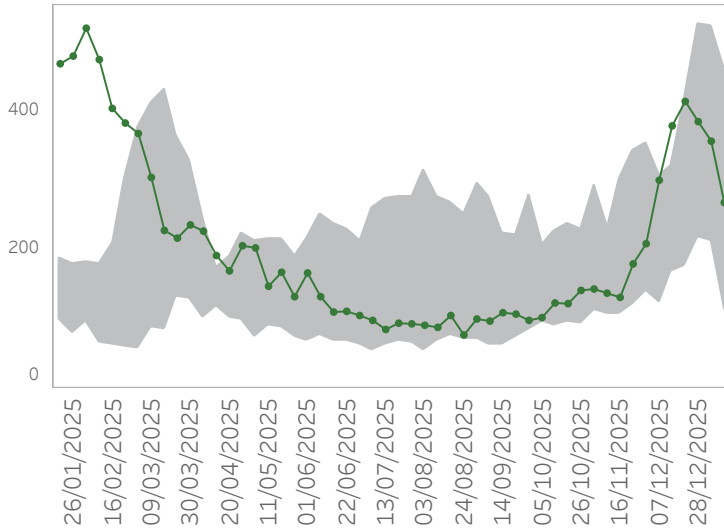
0-9



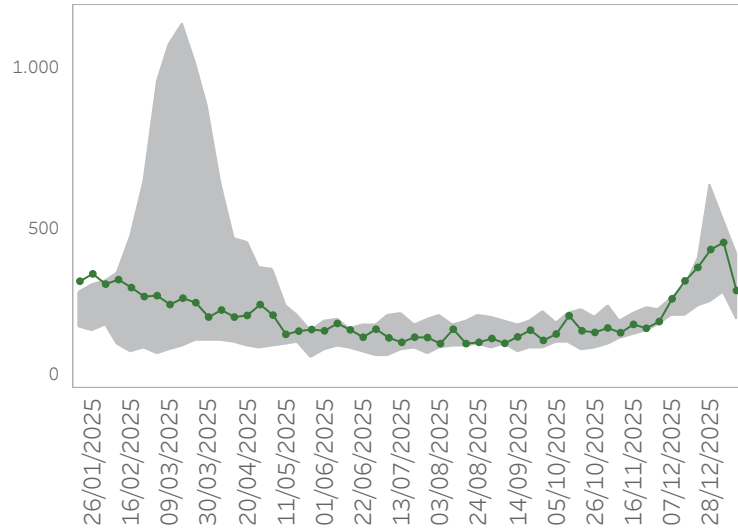
10-19



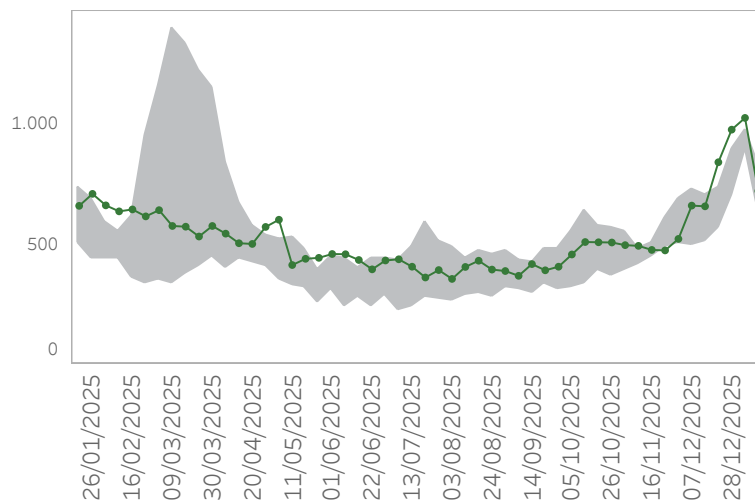
20-49



50-70



70+



Ultimo giorno di analisi: 11/01/2026

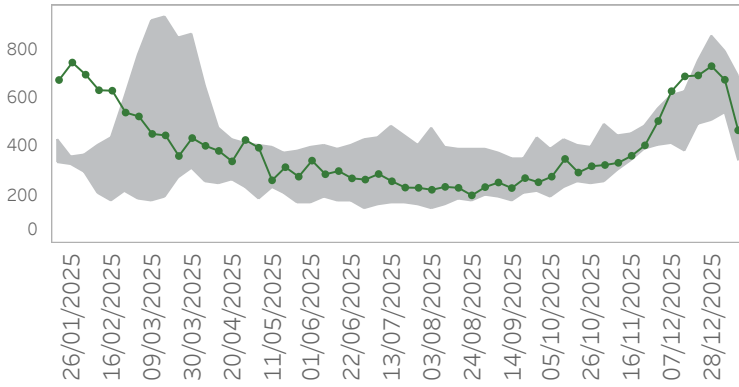
Accessi per fascia d'età con POLMONITI

Fascia d'età	Settimana	2022	2023	2024	2025	2026
0-9	49	359	321	213	393	
	50	198	333	227	487	
	51	222	465	315	420	
	52	222	544	380	527	
	1	59	148	279	304	208
	2	22	72	103	232	115
10-19	49	77	46	118	142	
	50	54	53	104	134	
	51	45	73	86	121	
	52	40	75	106	98	
	1	21	32	40	99	44
	2	13	25	21	107	32
20-49	49	271	227	306	299	
	50	238	304	318	377	
	51	222	415	375	412	
	52	218	524	446	383	
	1	213	231	416	519	355
	2	137	167	288	456	267
50-70	49	271	226	243	281	
	50	226	319	259	337	
	51	257	405	293	379	
	52	271	634	366	435	
	1	527	301	522	431	457
	2	371	216	291	417	307
70+	49	729	586	493	661	
	50	702	653	516	658	
	51	692	737	565	842	
	52	776	899	706	978	
	1	979	893	936	906	1.027
	2	828	625	649	780	722

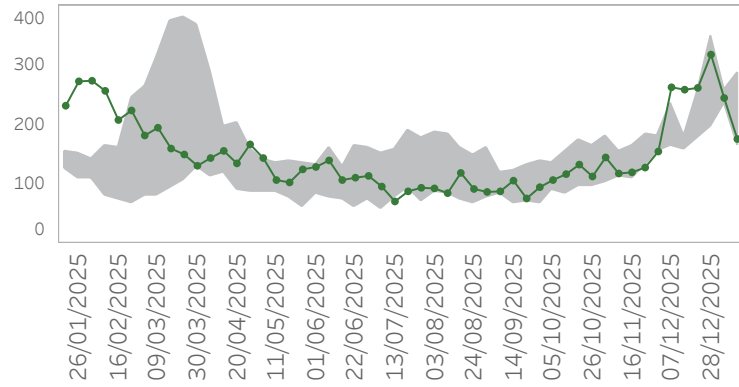
Ultimo giorno di analisi: 11/01/2026

Accessi per ATS con POLMONITI

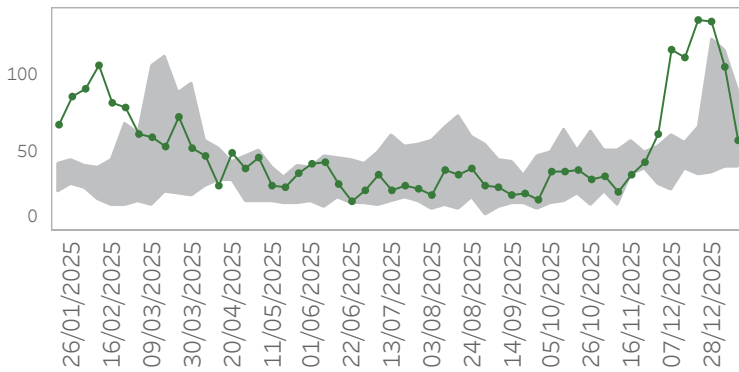
ATS della città Metropolitana di Milano



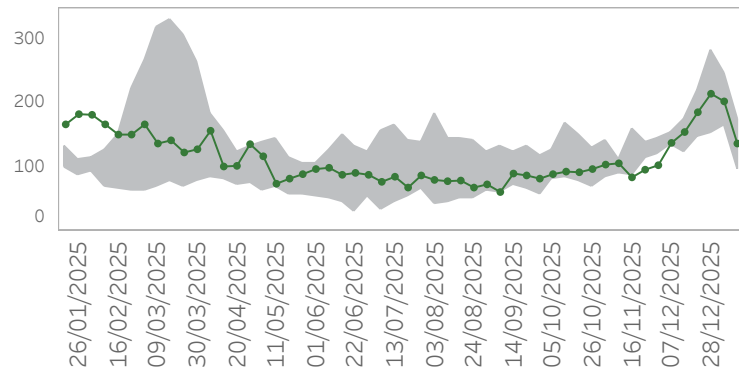
ATS dell'Insubria



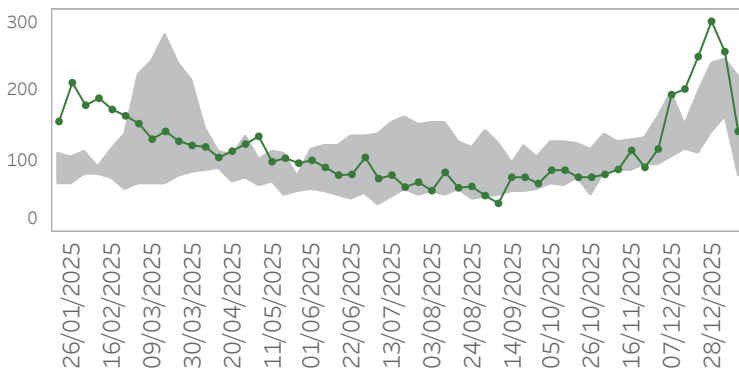
ATS della Montagna



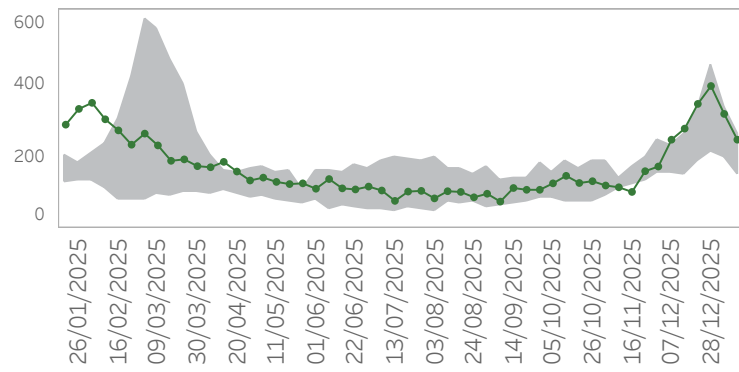
ATS della Brianza



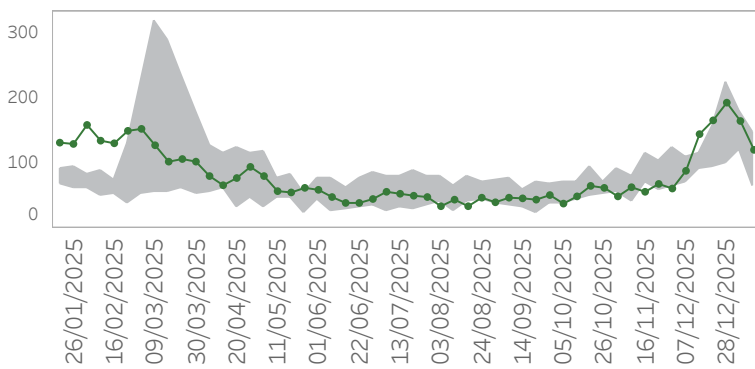
ATS di Bergamo



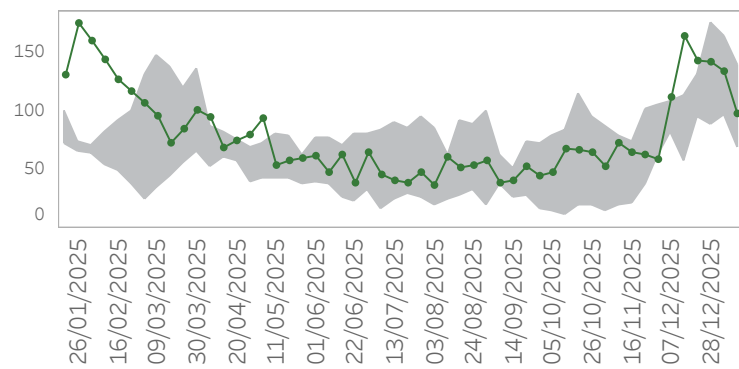
ATS di Brescia



ATS della Val Padana



ATS di Pavia



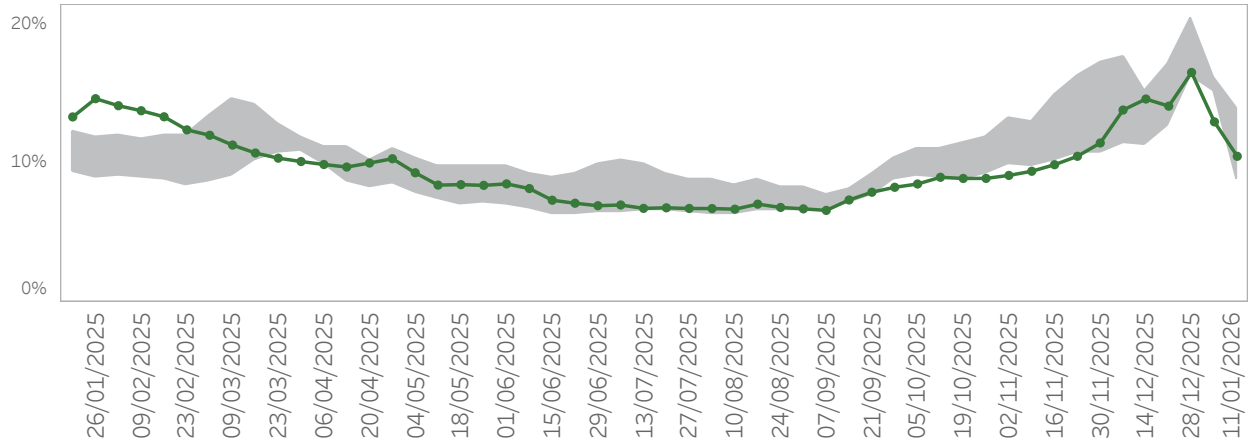
Ultimo giorno di analisi: 11/01/2026

Accessi per ATS con POLMONITI

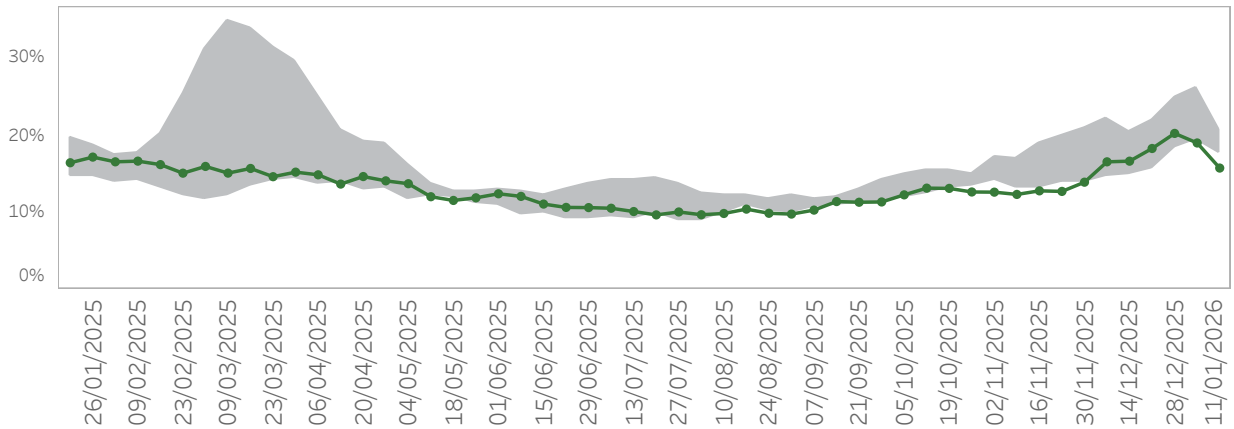
ATS	Settimana	2022	2023	2024	2025	2026
ATS DELLA CITTA' METROPOLITANA DI MILANO	49	609	567	518	628	
	50	509	627	538	689	
	51	490	750	561	693	
	52	507	850	686	731	
	1	672	538	705	790	675
	2	483	359	462	684	467
ATS DELL'INSUBRIA	49	237	164	179	263	
	50	165	180	159	259	
	51	182	254	178	262	
	52	204	347	236	318	
	1	237	235	250	259	245
	2	167	166	182	287	176
ATS DELLA MONTAGNA	49	61	51	46	116	
	50	49	56	56	111	
	51	46	65	66	135	
	52	67	123	83	134	
	1	41	70	101	115	105
	2	49	41	65	89	58
ATS DELLA BRIANZA	49	152	153	136	138	
	50	134	174	158	155	
	51	146	220	164	186	
	52	153	282	205	215	
	1	181	165	226	247	203
	2	158	97	134	175	137
ATS DI BERGAMO	49	199	126	121	195	
	50	147	153	148	203	
	51	175	199	157	249	
	52	192	238	193	299	
	1	187	164	246	222	256
	2	124	129	134	220	143
ATS DI BRESCIA	49	233	173	184	248	
	50	194	263	175	279	
	51	191	330	260	348	
	52	215	457	287	398	
	1	241	199	339	304	320
	2	193	150	200	265	248
ATS DELLA VAL PADANA	49	108	93	102	88	
	50	108	113	99	144	
	51	108	156	135	165	
	52	100	223	147	192	
	1	143	120	180	165	164
	2	94	95	88	147	120
ATS DI PAVIA	49	108	81	88	112	
	50	112	111	95	164	
	51	100	131	119	143	
	52	89	165	175	142	
	1	97	114	149	164	134
	2	103	68	89	139	98

3. PERCENTUALE ACCESSI

Ultimo giorno di analisi: 11/01/2026

% Accessi in Pronto Soccorso con SINDROMI RESPIRATORIE

Settimana	2022	2023	2024	2025	2026
49	17,68%	15,36%	11,44%	13,81%	
50	14,31%	15,14%	11,85%	14,60%	
51	15,25%	17,09%	12,61%	14,09%	
52	16,67%	20,33%	16,81%	16,51%	
1	16,10%	15,10%	15,71%	15,33%	12,96%
2	13,54%	11,79%	11,64%	13,96%	10,49%

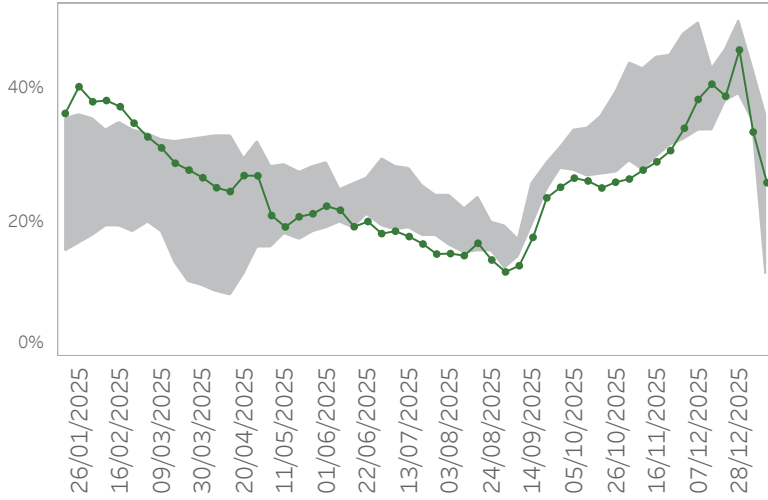
% di Ricoverati da Pronto Soccorso con SINDROMI RESPIRATORIE

Settimana	2022	2023	2024	2025	2026
49	22,22%	19,56%	14,75%	16,52%	
50	19,88%	20,50%	15,02%	16,60%	
51	20,50%	21,92%	15,62%	18,25%	
52	22,72%	24,79%	18,28%	20,20%	
1	26,05%	22,79%	23,95%	19,51%	18,96%
2	20,60%	17,65%	17,61%	17,68%	15,71%

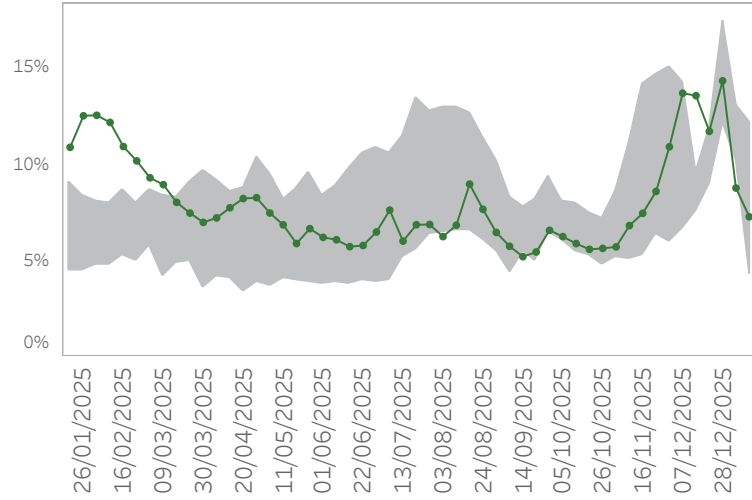
Ultimo giorno di analisi: 11/01/2026

% Accessi per fascia d'età con SINDROMI RESPIRATORIE

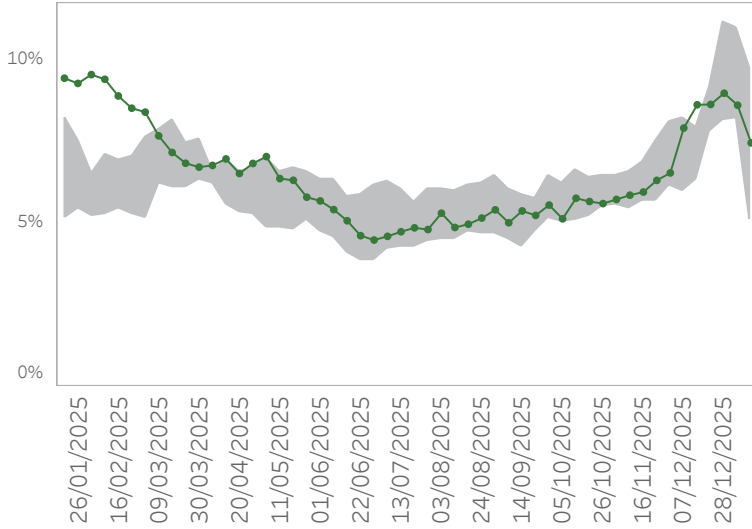
0-9



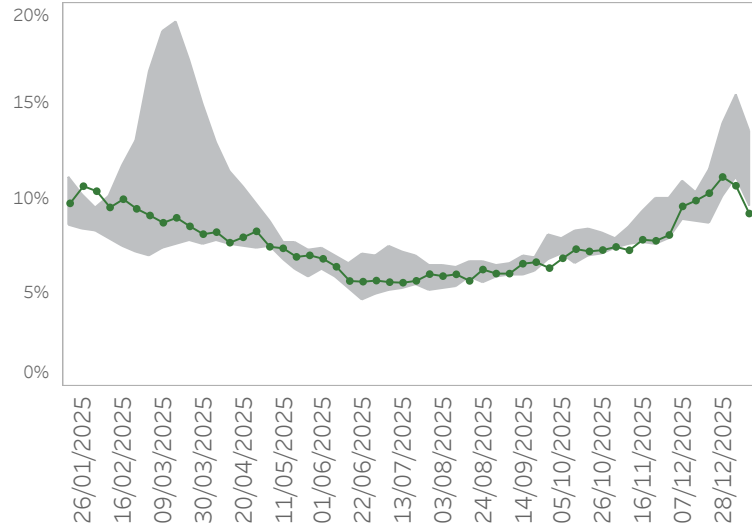
10-19



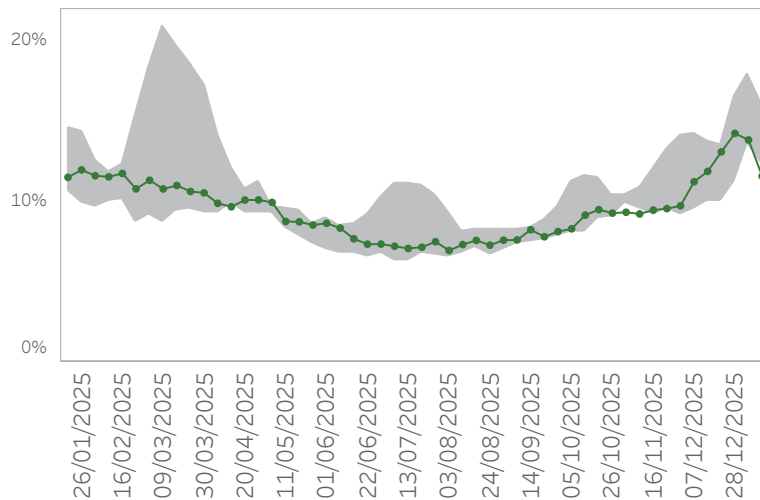
20-49



50-70



70+



Ultimo giorno di analisi: 11/01/2026

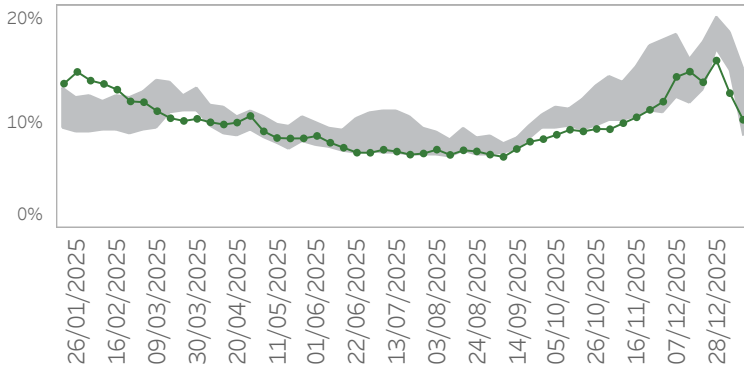
% Accessi per fascia d'età con SINDROMI RESPIRATORIE

Fascia d'età	Settimana	2022	2023	2024	2025	2026
0-9	49	49,99%	44,23%	33,79%	38,45%	
	50	42,89%	43,07%	35,31%	40,74%	
	51	45,05%	45,76%	39,16%	38,94%	
	52	48,52%	50,22%	48,24%	45,84%	
	1	35,13%	43,14%	43,08%	42,05%	33,58%
	2	28,72%	33,45%	31,21%	36,00%	26,02%
10-19	49	14,20%	10,41%	9,94%	13,68%	
	50	9,52%	9,34%	9,38%	13,56%	
	51	11,75%	11,87%	8,92%	11,70%	
	52	13,04%	15,58%	17,45%	14,33%	
	1	11,63%	10,64%	10,20%	13,06%	8,76%
	2	10,83%	7,45%	6,86%	12,12%	7,27%
20-49	49	8,19%	7,37%	7,27%	7,87%	
	50	7,56%	7,86%	7,46%	8,58%	
	51	7,79%	8,94%	7,98%	8,59%	
	52	8,12%	10,20%	9,69%	8,94%	
	1	10,90%	8,18%	9,30%	10,25%	8,57%
	2	8,58%	7,26%	7,64%	9,68%	7,42%
50-70	49	10,84%	9,63%	8,82%	9,56%	
	50	9,70%	10,28%	8,73%	9,87%	
	51	10,21%	10,90%	8,65%	10,26%	
	52	10,78%	13,92%	10,08%	11,12%	
	1	15,46%	11,33%	12,65%	11,10%	10,66%
	2	13,55%	9,59%	10,08%	10,94%	9,19%
70+	49	14,20%	11,90%	9,52%	11,18%	
	50	13,64%	12,28%	10,02%	11,83%	
	51	13,50%	12,74%	10,04%	13,04%	
	52	15,53%	15,04%	11,20%	14,18%	
	1	17,90%	16,03%	15,13%	13,58%	13,78%
	2	16,11%	12,66%	12,40%	13,47%	11,53%

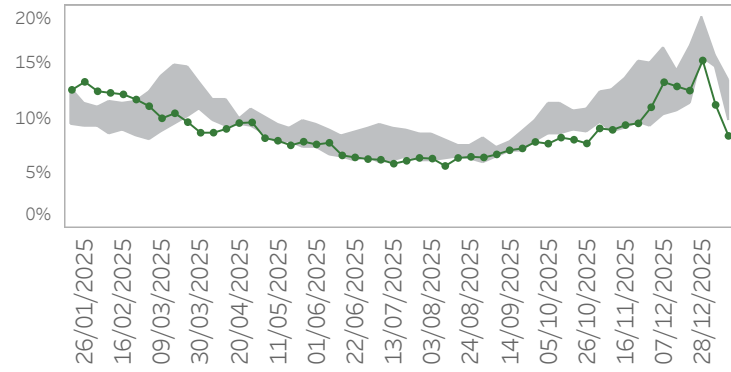
Ultimo giorno di analisi: 11/01/2026

% Accessi per ATS con SINDROMI RESPIRATORIE

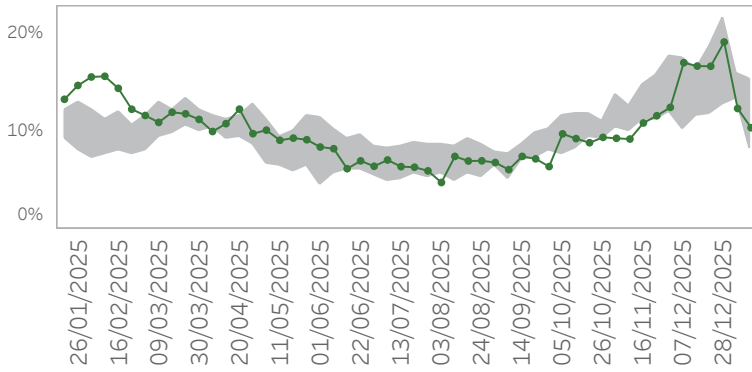
ATS della città Metropolitana di Milano



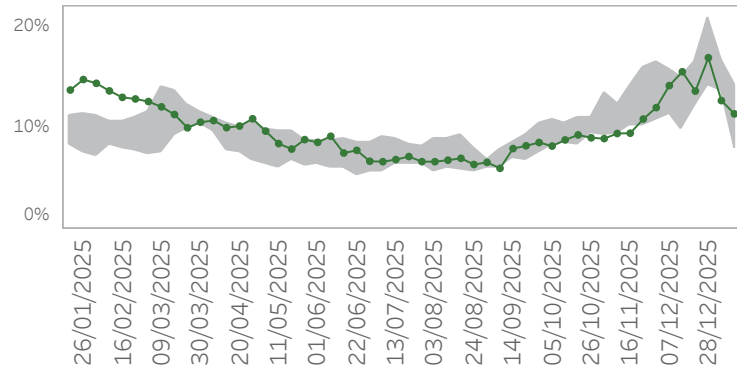
ATS dell'Insubria



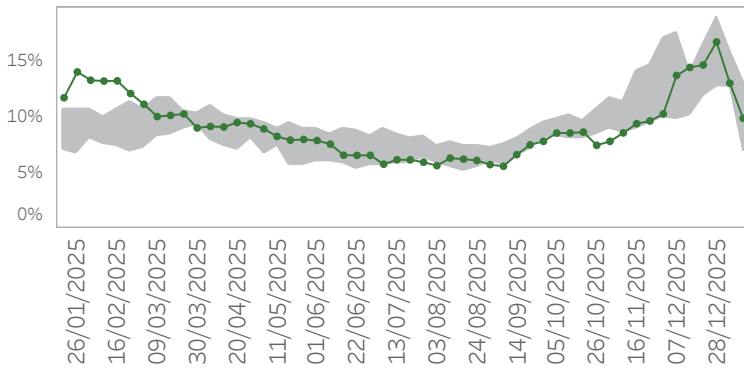
ATS della Montagna



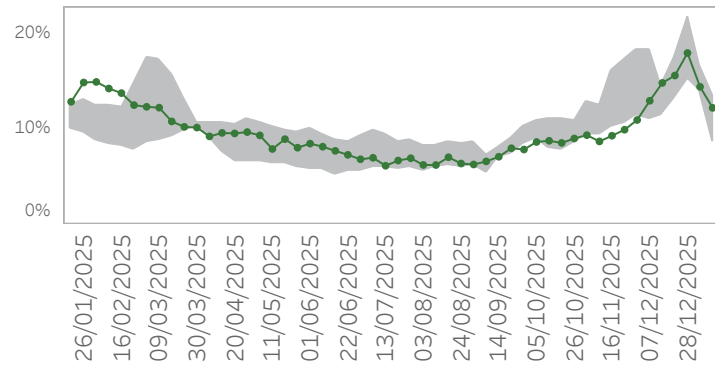
ATS della Brianza



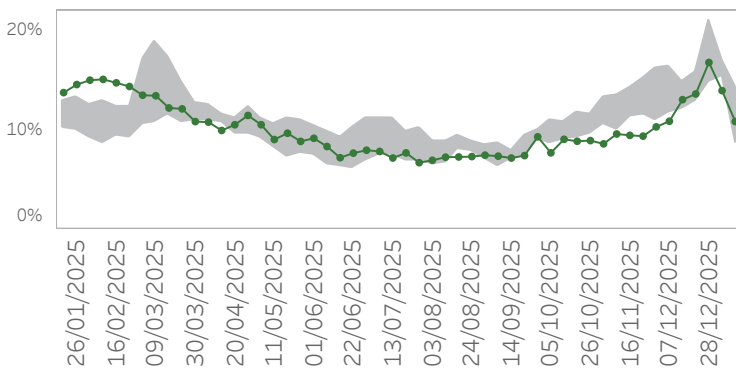
ATS di Bergamo



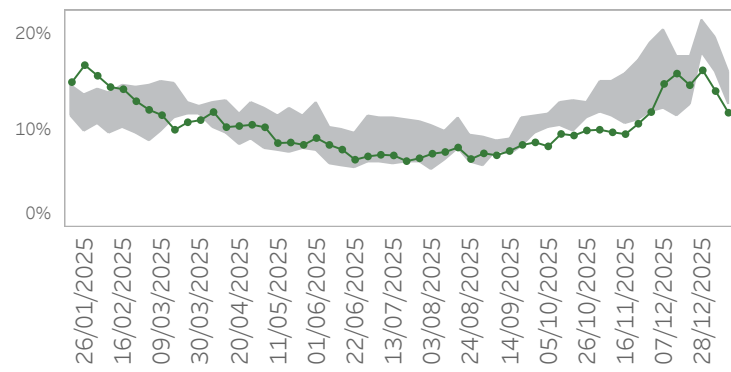
ATS di Brescia



ATS della Val Padana



ATS di Pavia

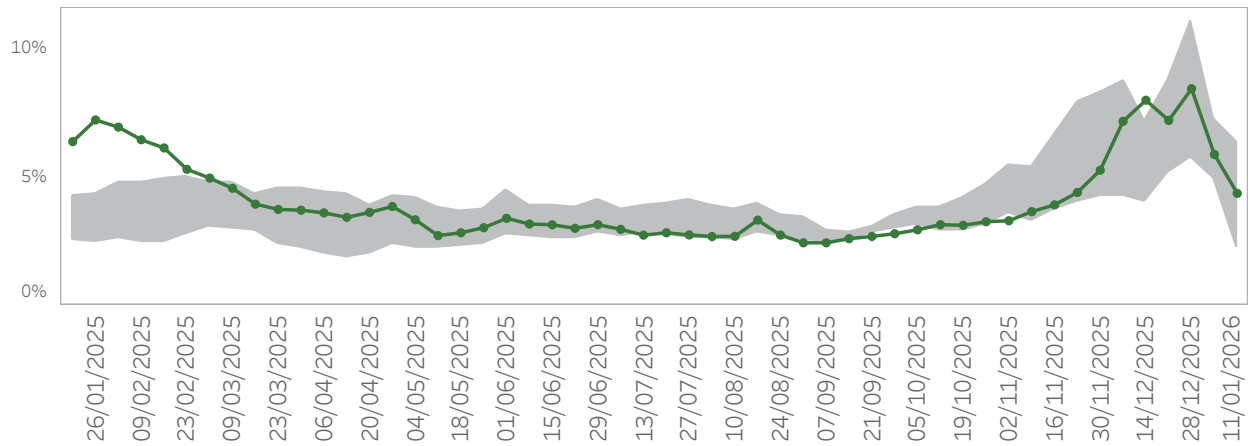


Ultimo giorno di analisi: 11/01/2026

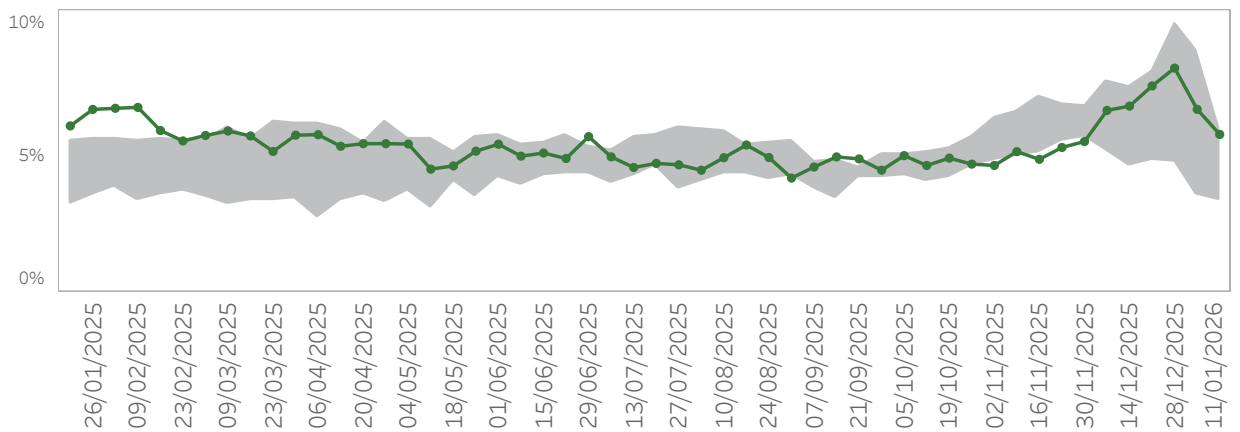
% Accessi per ATS con SINDROMI RESPIRATORIE

ATS	Settimana	2022	2023	2024	2025	2026
ATS DELLA CITTA' METROPOLITANA DI MILANO	49	18,40%	17,17%	12,34%	14,36%	
	50	14,62%	15,99%	12,41%	14,85%	
	51	15,86%	17,58%	13,12%	13,85%	
	52	16,88%	20,08%	17,58%	15,91%	
	1	18,61%	14,98%	15,03%	15,59%	12,81%
	2	15,08%	11,69%	11,54%	14,17%	10,29%
ATS DELL'INSUBRIA	49	16,49%	14,67%	10,38%	13,33%	
	50	12,91%	14,34%	10,61%	12,94%	
	51	14,80%	16,65%	11,30%	12,56%	
	52	16,38%	19,32%	15,62%	15,31%	
	1	15,72%	15,18%	15,06%	14,66%	11,26%
	2	13,03%	12,32%	11,38%	13,42%	8,44%
ATS DELLA MONTAGNA	49	17,50%	15,90%	10,30%	17,06%	
	50	14,21%	16,35%	11,70%	16,72%	
	51	15,07%	18,78%	12,75%	16,70%	
	52	17,09%	21,74%	15,05%	19,19%	
	1	13,38%	14,44%	16,01%	14,76%	12,37%
	2	13,14%	11,84%	13,68%	15,28%	10,40%
ATS DELLA BRIANZA	49	15,60%	15,67%	11,29%	14,13%	
	50	13,84%	14,92%	12,51%	15,49%	
	51	14,76%	16,50%	12,09%	13,59%	
	52	16,01%	20,87%	17,75%	16,88%	
	1	13,66%	15,31%	15,47%	16,71%	12,65%
	2	11,50%	10,70%	11,16%	14,11%	11,34%
ATS DI BERGAMO	49	17,55%	13,08%	9,80%	13,70%	
	50	13,96%	13,73%	10,34%	14,42%	
	51	14,75%	16,42%	11,81%	14,64%	
	52	15,98%	18,81%	15,54%	16,70%	
	1	12,69%	14,56%	15,83%	13,51%	13,01%
	2	10,91%	10,80%	10,57%	13,04%	9,86%
ATS DI BRESCIA	49	18,22%	13,19%	11,06%	12,92%	
	50	14,27%	14,44%	11,40%	14,79%	
	51	14,94%	17,32%	13,20%	15,56%	
	52	16,88%	21,54%	16,28%	17,91%	
	1	14,09%	14,94%	16,71%	15,36%	14,38%
	2	12,91%	11,92%	11,81%	13,42%	12,18%
ATS DELLA VAL PADANA	49	16,26%	13,81%	11,72%	10,85%	
	50	14,82%	13,53%	12,26%	13,01%	
	51	14,42%	15,71%	12,81%	13,58%	
	52	16,13%	20,86%	16,17%	16,74%	
	1	15,60%	15,33%	16,87%	15,54%	13,91%
	2	13,03%	12,79%	12,45%	14,26%	10,82%
ATS DI PAVIA	49	20,36%	14,57%	12,22%	14,84%	
	50	16,52%	17,56%	13,04%	15,90%	
	51	16,32%	17,60%	12,71%	14,70%	
	52	18,45%	21,31%	18,88%	16,24%	
	1	19,53%	16,81%	17,53%	16,12%	14,09%
	2	15,94%	13,27%	12,94%	15,41%	11,86%

Ultimo giorno di analisi: 11/01/2026

% Accessi in Pronto Soccorso con ILI

Settimana	2022	2023	2024	2025	2026
49	8,71%	6,90%	4,26%	7,16%	
50	6,26%	7,15%	4,60%	7,98%	
51	6,34%	8,75%	5,15%	7,19%	
52	6,95%	11,01%	7,63%	8,42%	
1	4,91%	5,96%	7,23%	7,13%	5,87%
2	3,91%	4,29%	4,52%	6,35%	4,35%

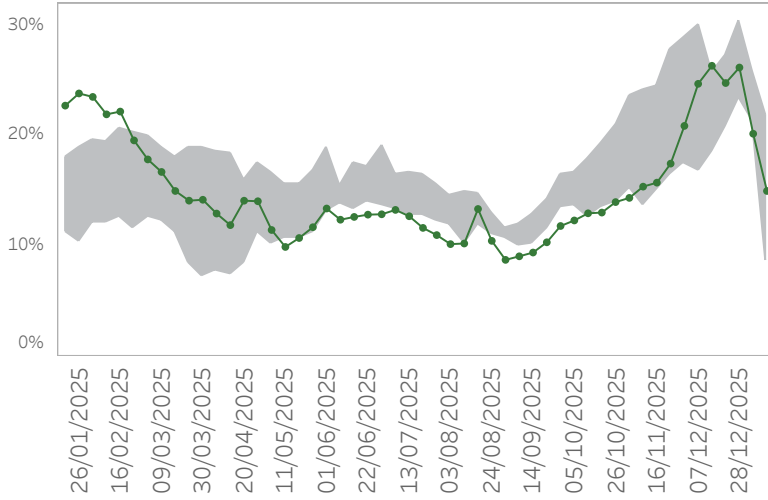
% di Ricoverati da Pronto Soccorso con ILI

Settimana	2022	2023	2024	2025	2026
49	7,76%	6,66%	5,88%	6,70%	
50	6,88%	7,59%	5,71%	6,86%	
51	6,41%	8,13%	5,98%	7,60%	
52	7,28%	9,90%	7,00%	8,26%	
1	3,59%	7,58%	8,88%	7,49%	6,74%
2	3,73%	5,17%	5,77%	6,01%	5,82%

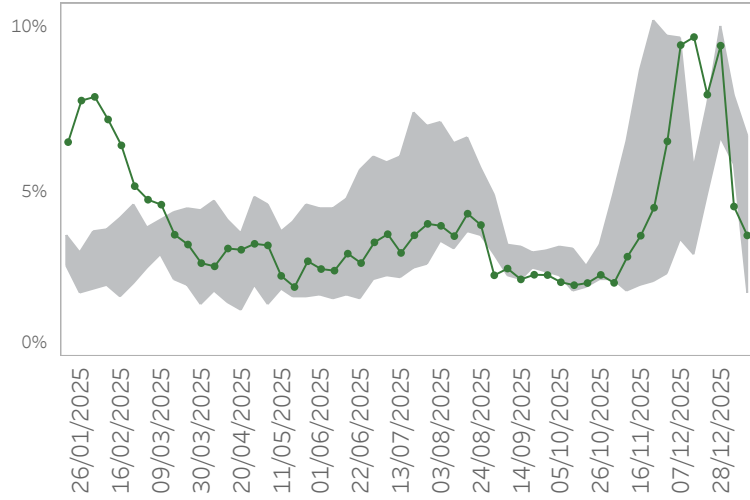
Ultimo giorno di analisi: 11/01/2026

% Accessi per fascia d'età con ILI

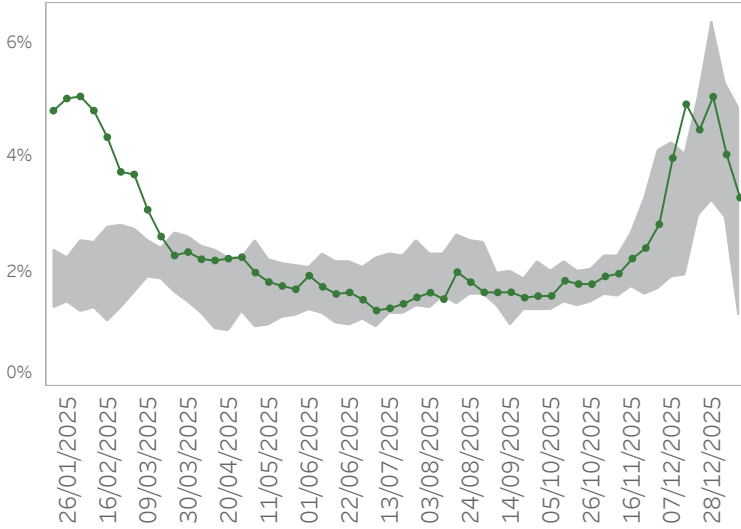
0-9



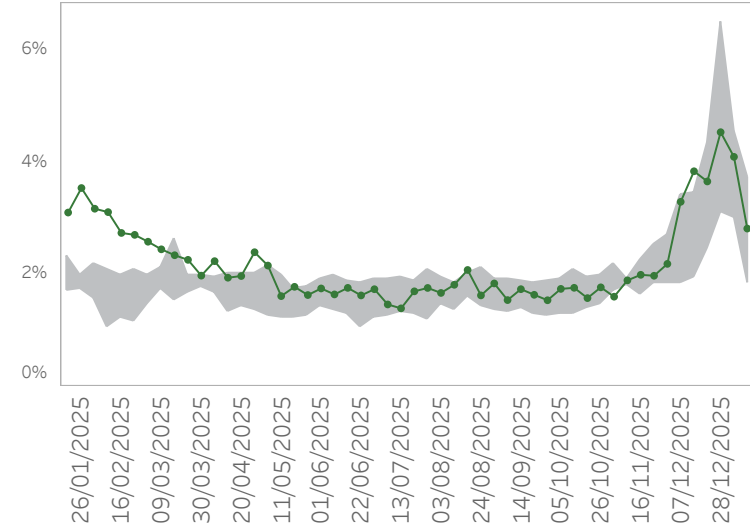
10-19



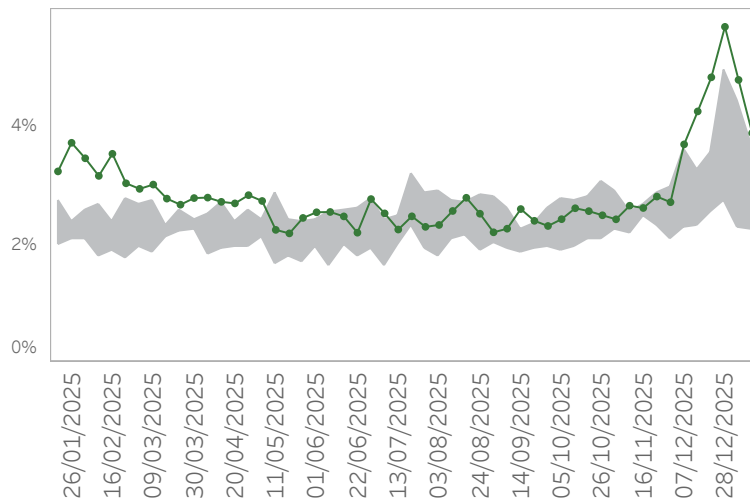
20-49



50-70



70+



Ultimo giorno di analisi: 11/01/2026

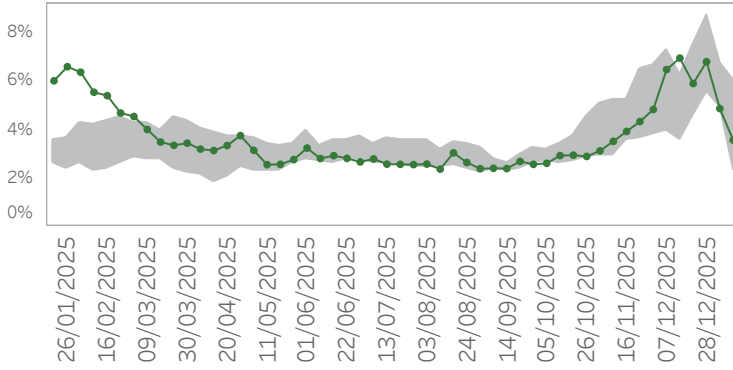
% Accessi per fascia d'età con ILI

Fascia d'età	Settimana	2022	2023	2024	2025	2026
0-9	49	30,01%	24,02%	16,86%	24,63%	
	50	25,67%	24,91%	18,46%	26,26%	
	51	24,48%	27,22%	20,72%	24,71%	
	52	26,73%	30,33%	24,13%	26,11%	
	1	21,26%	24,75%	25,79%	23,90%	20,13%
	2	16,47%	18,19%	16,95%	21,88%	14,97%
10-19	49	9,65%	5,43%	4,69%	9,42%	
	50	5,56%	5,66%	4,71%	9,67%	
	51	6,33%	7,59%	4,86%	7,93%	
	52	7,91%	9,74%	9,99%	9,41%	
	1	5,85%	5,91%	5,79%	7,88%	4,54%
	2	4,53%	3,36%	3,07%	6,65%	3,67%
20-49	49	4,26%	3,51%	2,45%	3,99%	
	50	3,35%	4,04%	2,60%	4,92%	
	51	3,29%	5,04%	2,98%	4,48%	
	52	3,23%	6,37%	4,89%	5,06%	
	1	3,22%	2,93%	4,59%	5,28%	4,05%
	2	2,51%	2,56%	3,31%	4,86%	3,30%
50-70	49	3,40%	2,91%	2,02%	3,29%	
	50	2,52%	3,44%	2,32%	3,83%	
	51	2,67%	4,32%	2,44%	3,65%	
	52	3,09%	6,49%	3,50%	4,52%	
	1	2,99%	3,15%	4,52%	4,04%	4,09%
	2	2,37%	2,31%	2,95%	3,71%	2,81%
70+	49	3,60%	3,01%	2,60%	3,70%	
	50	3,25%	2,99%	2,42%	4,26%	
	51	3,26%	3,55%	2,65%	4,84%	
	52	3,61%	4,97%	3,43%	5,70%	
	1	2,29%	3,94%	4,43%	4,08%	4,79%
	2	2,52%	3,06%	3,10%	3,73%	3,89%

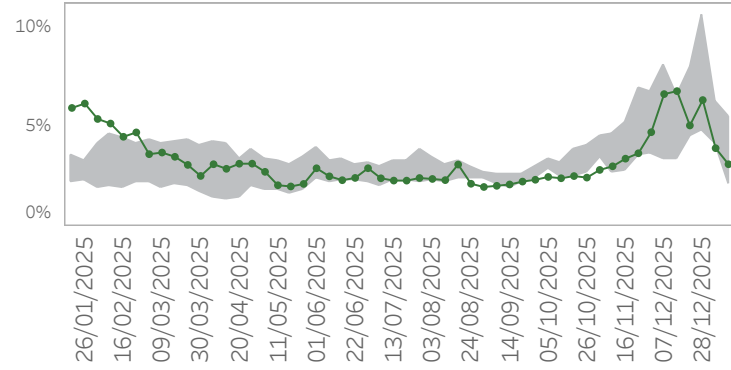
Ultimo giorno di analisi: 11/01/2026

% Accessi per ATS con ILI

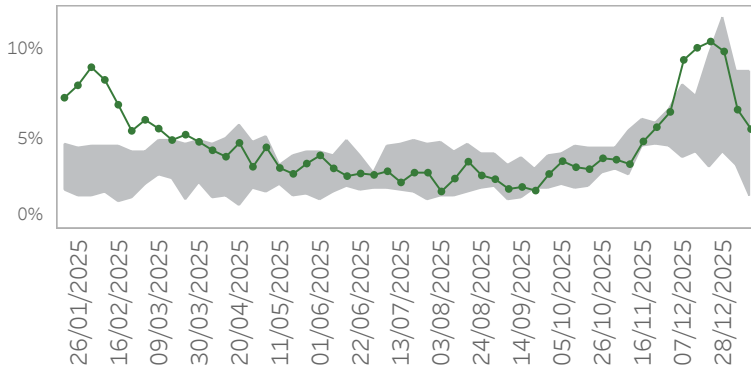
ATS della città Metropolitana di Milano



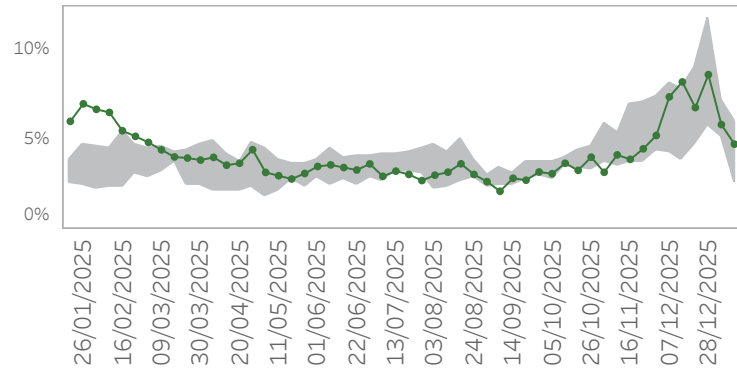
ATS dell'Insubria



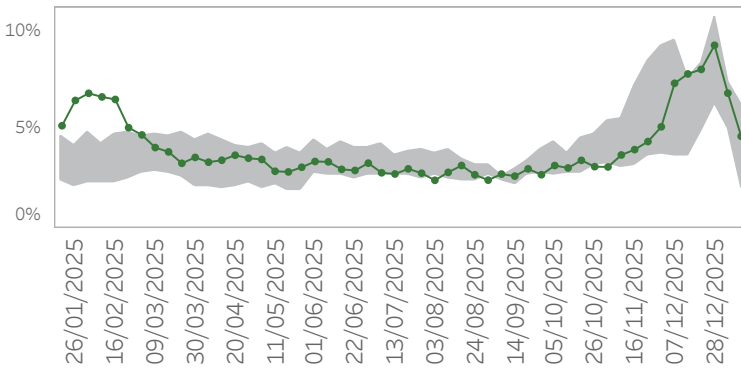
ATS della Montagna



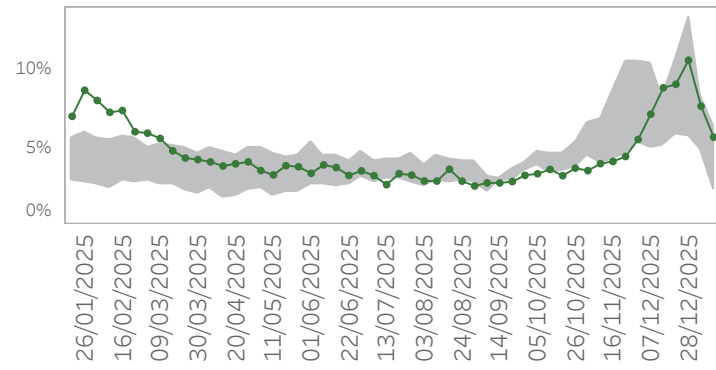
ATS della Brianza



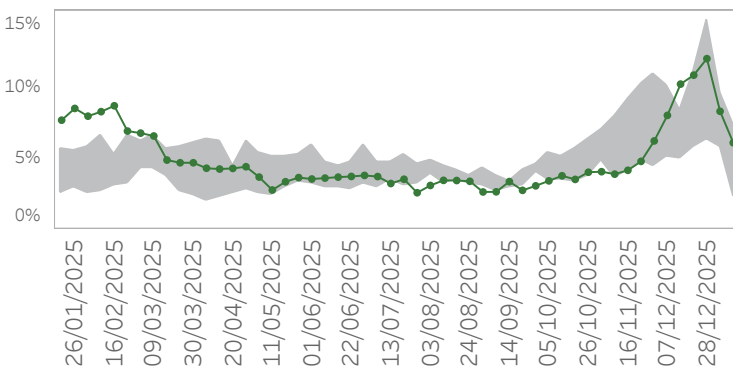
ATS di Bergamo



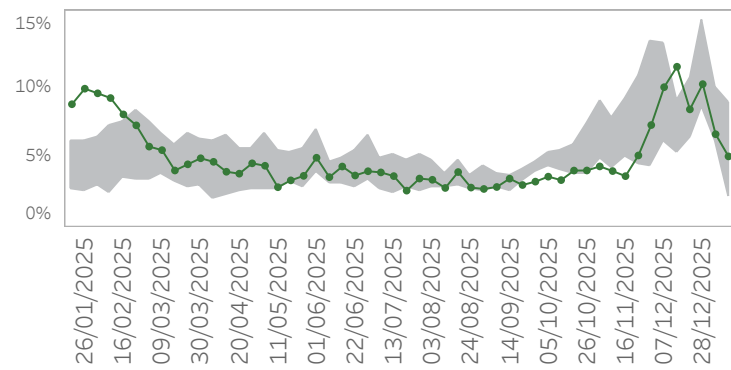
ATS di Brescia



ATS della Val Padana



ATS di Pavia

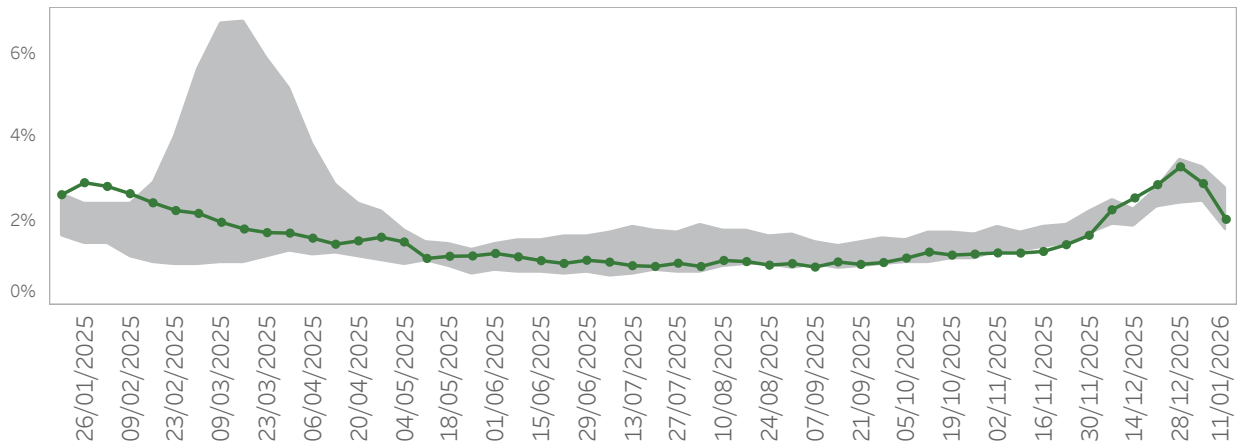


Ultimo giorno di analisi: 11/01/2026

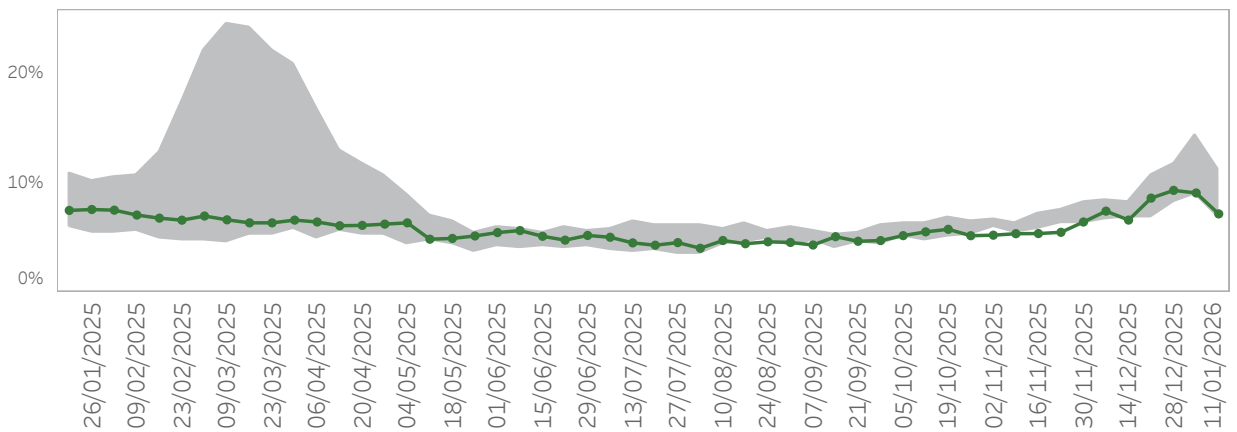
% Accessi per ATS con ILI

ATS	Settimana	2022	2023	2024	2025	2026
ATS DELLA CITTA' METROPOLITANA DI MILANO	49	7,32%	6,78%	3,95%	6,48%	
	50	4,97%	6,25%	4,44%	6,96%	
	51	5,18%	7,55%	4,59%	5,90%	
	52	5,95%	8,76%	7,05%	6,81%	
	1	4,91%	5,04%	6,22%	6,74%	4,87%
	2	3,32%	3,66%	3,83%	6,03%	3,57%
ATS DELL'INSUBRIA	49	8,07%	6,15%	3,37%	6,62%	
	50	5,29%	6,50%	3,70%	6,76%	
	51	5,75%	7,99%	4,52%	5,05%	
	52	6,15%	10,60%	6,54%	6,32%	
	1	4,09%	5,24%	6,19%	5,55%	3,91%
	2	3,37%	3,81%	4,30%	5,51%	3,11%
ATS DELLA MONTAGNA	49	7,99%	6,55%	5,87%	9,36%	
	50	5,41%	7,35%	5,64%	10,03%	
	51	4,94%	9,68%	6,07%	10,38%	
	52	6,09%	11,73%	8,29%	9,83%	
	1	3,54%	4,94%	8,72%	7,45%	6,61%
	2	3,68%	3,90%	6,04%	8,72%	5,53%
ATS DELLA BRIANZA	49	7,92%	8,04%	4,22%	7,30%	
	50	6,92%	7,78%	4,74%	8,12%	
	51	5,88%	8,89%	4,70%	6,71%	
	52	6,59%	11,70%	7,48%	8,52%	
	1	5,09%	6,34%	7,05%	7,07%	5,77%
	2	4,21%	4,30%	4,63%	5,88%	4,69%
ATS DI BERGAMO	49	9,46%	7,35%	3,64%	7,32%	
	50	7,17%	7,53%	3,77%	7,79%	
	51	7,44%	8,31%	4,93%	8,02%	
	52	7,73%	10,60%	7,54%	9,24%	
	1	4,99%	6,71%	7,36%	6,78%	6,82%
	2	4,06%	4,52%	4,35%	6,16%	4,65%
ATS DI BRESCIA	49	10,36%	7,00%	4,91%	7,13%	
	50	7,22%	8,12%	5,35%	8,83%	
	51	7,56%	10,60%	6,35%	9,06%	
	52	8,07%	13,33%	8,45%	10,61%	
	1	4,88%	7,29%	8,24%	7,93%	7,65%
	2	5,08%	5,18%	4,91%	6,36%	5,65%
ATS DELLA VAL PADANA	49	10,12%	6,68%	5,13%	8,07%	
	50	8,47%	8,41%	5,31%	10,28%	
	51	8,07%	11,10%	6,57%	10,91%	
	52	8,00%	14,72%	8,53%	12,08%	
	1	5,79%	6,80%	9,67%	8,65%	8,36%
	2	4,16%	5,17%	5,94%	7,30%	6,14%
ATS DI PAVIA	49	13,17%	6,78%	6,10%	10,01%	
	50	9,05%	9,04%	5,72%	11,47%	
	51	8,81%	10,71%	6,48%	8,43%	
	52	10,46%	14,71%	10,96%	10,23%	
	1	6,09%	7,43%	9,16%	9,99%	6,66%
	2	5,04%	5,96%	6,16%	8,95%	5,08%

Ultimo giorno di analisi: 11/01/2026

% Accessi in Pronto Soccorso con POLMONITI

Settimana	2022	2023	2024	2025	2026
49	2,52%	1,96%	1,97%	2,27%	
50	2,25%	2,27%	2,03%	2,56%	
51	2,35%	2,77%	2,31%	2,87%	
52	2,41%	3,45%	2,74%	3,30%	
1	3,28%	2,47%	3,19%	3,05%	2,90%
2	2,69%	1,77%	2,13%	2,79%	2,05%

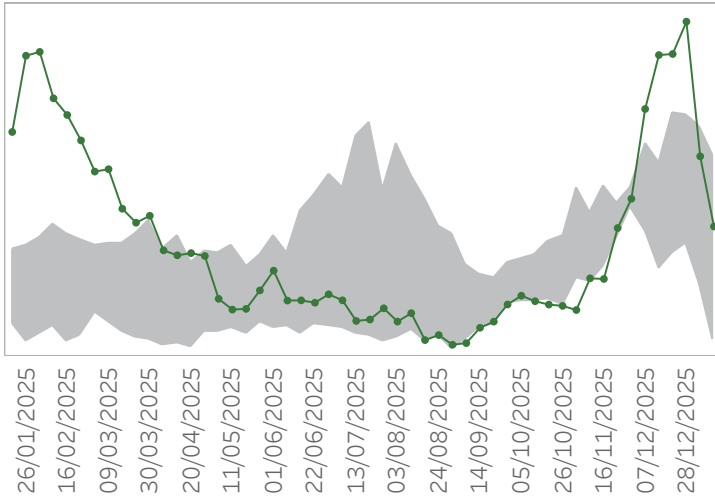
% di Ricoverati da Pronto Soccorso con POLMONITI

Settimana	2022	2023	2024	2025	2026
49	8,19%	7,41%	6,73%	7,40%	
50	7,68%	8,25%	6,88%	6,58%	
51	8,01%	9,09%	6,75%	8,59%	
52	8,38%	10,42%	8,14%	9,29%	
1	14,31%	8,92%	10,47%	9,02%	9,06%
2	11,14%	6,79%	7,47%	7,95%	7,15%

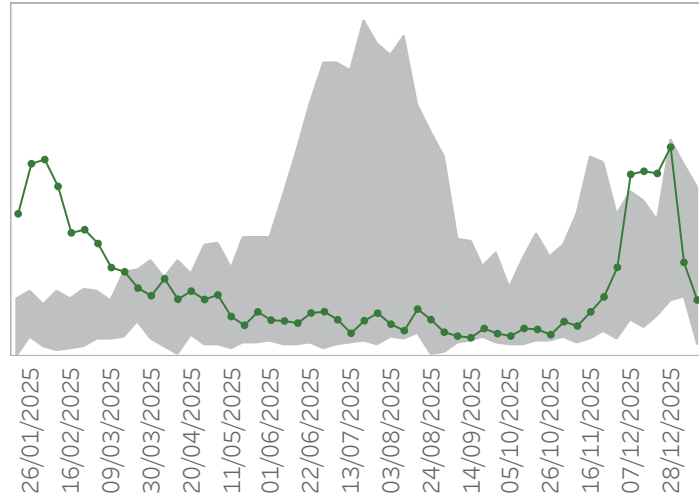
Ultimo giorno di analisi: 11/01/2026

% Accessi per fascia d'età con POLMONITI

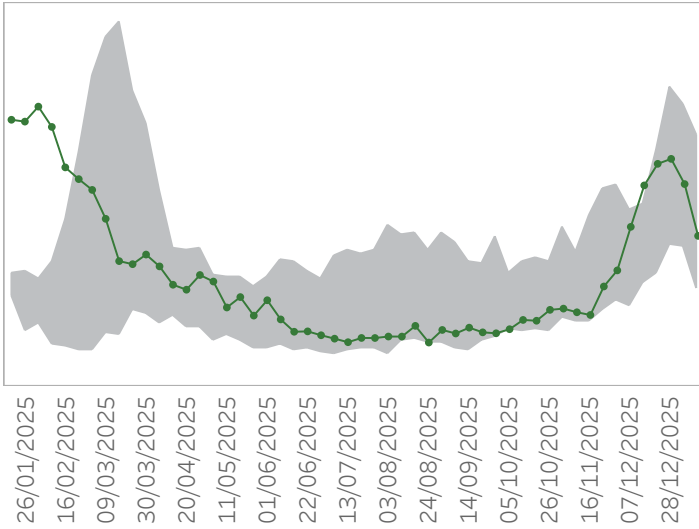
0-9



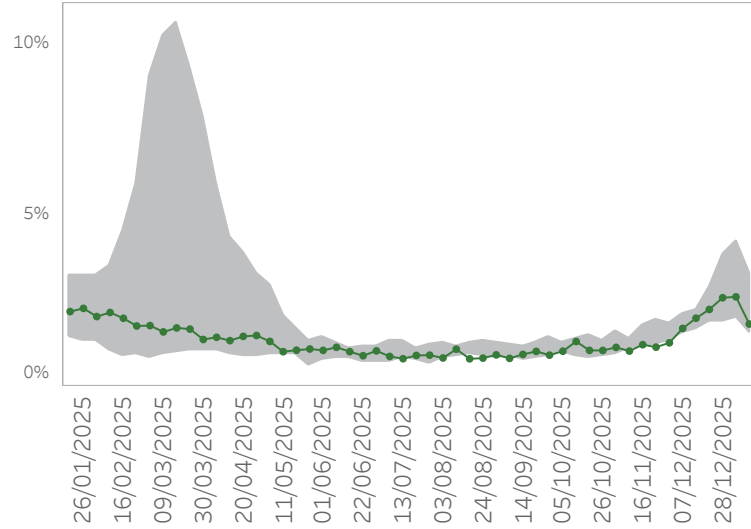
10-19



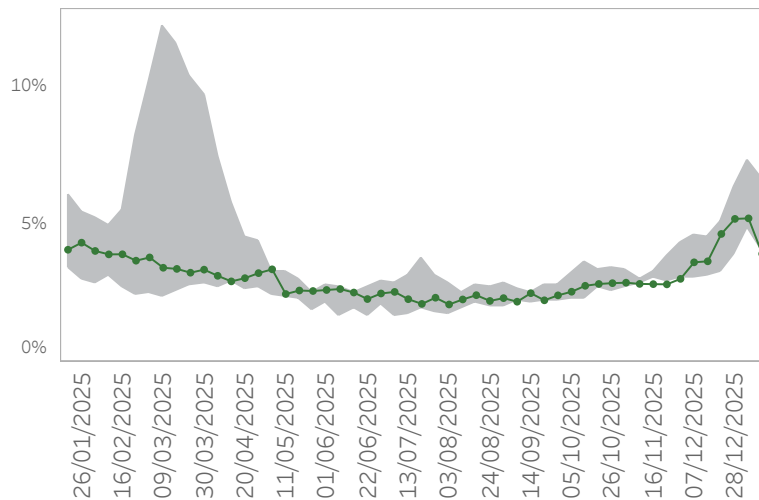
20-49



50-70



70+



Ultimo giorno di analisi: 11/01/2026

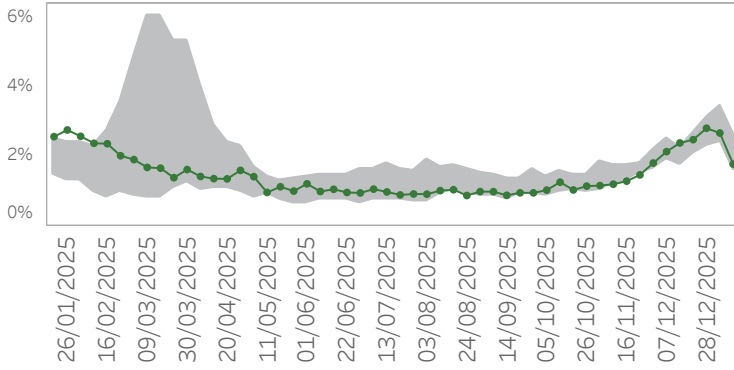
% Accessi per fascia d'età con POLMONITI

Fascia d'età	Settimana	2022	2023	2024	2025	2026
0-9	49	3,13%	2,65%	2,67%	3,64%	
	50	2,39%	2,84%	2,70%	4,44%	
	51	2,59%	3,40%	3,58%	4,45%	
	52	2,44%	3,55%	3,26%	4,93%	
	1	1,07%	1,96%	3,29%	3,39%	2,95%
	2	0,47%	1,13%	1,61%	2,96%	1,92%
10-19	49	1,47%	0,81%	1,69%	1,86%	
	50	1,05%	0,86%	1,59%	1,89%	
	51	1,00%	1,28%	1,39%	1,87%	
	52	1,05%	1,66%	2,20%	2,13%	
	1	0,60%	0,77%	0,93%	1,96%	0,96%
	2	0,33%	0,46%	0,38%	1,71%	0,58%
20-49	49	1,27%	1,01%	1,32%	1,20%	
	50	1,15%	1,30%	1,36%	1,51%	
	51	1,13%	1,78%	1,64%	1,68%	
	52	1,07%	2,25%	1,98%	1,71%	
	1	1,06%	1,06%	1,78%	2,13%	1,52%
	2	0,74%	0,78%	1,31%	1,89%	1,13%
50-70	49	1,97%	1,55%	1,62%	1,70%	
	50	1,70%	2,08%	1,70%	2,00%	
	51	1,97%	2,57%	1,90%	2,25%	
	52	1,91%	3,83%	2,30%	2,59%	
	1	4,24%	2,00%	3,27%	2,55%	2,62%
	2	3,23%	1,56%	2,01%	2,58%	1,83%
70+	49	4,59%	3,50%	3,03%	3,62%	
	50	4,49%	3,86%	3,13%	3,65%	
	51	4,47%	4,27%	3,27%	4,65%	
	52	4,87%	5,06%	3,91%	5,19%	
	1	7,31%	5,44%	5,70%	4,90%	5,21%
	2	6,68%	4,11%	4,29%	4,55%	3,92%

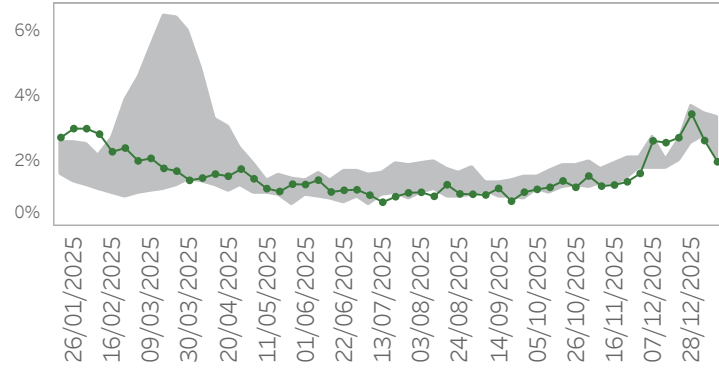
Ultimo giorno di analisi: 11/01/2026

% Accessi per ATS con POLMONITI

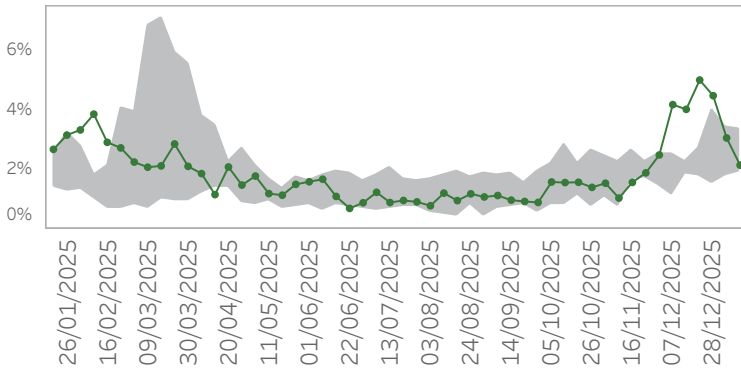
ATS della città Metropolitana di Milano



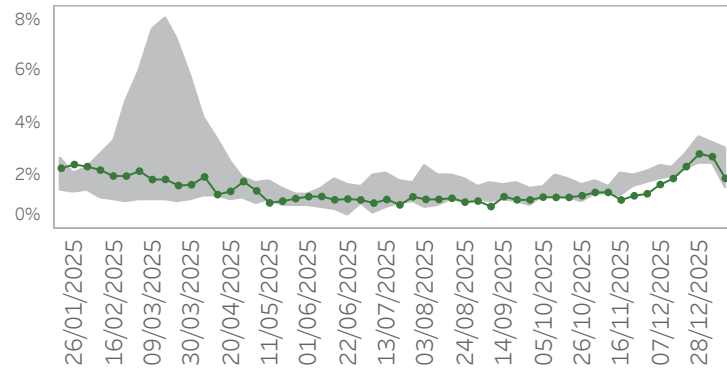
ATS dell'Insubria



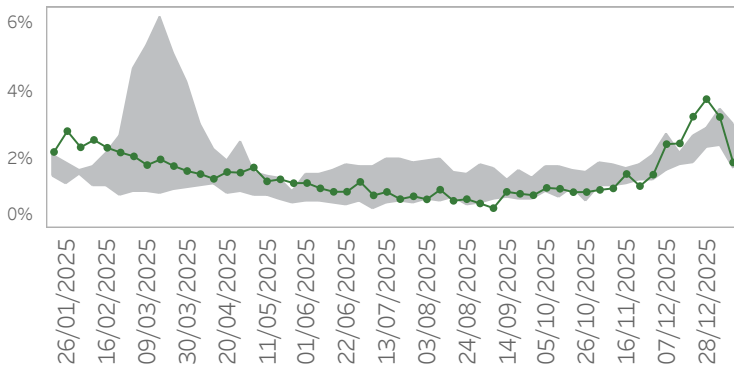
ATS della Montagna



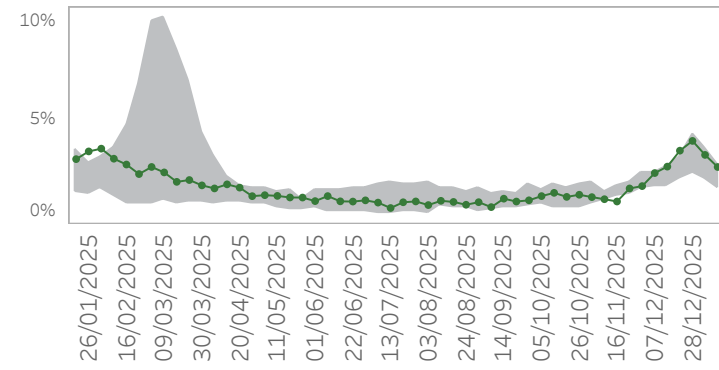
ATS della Brianza



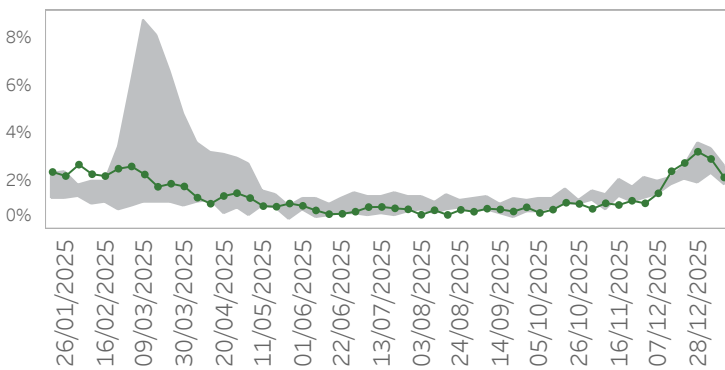
ATS di Bergamo



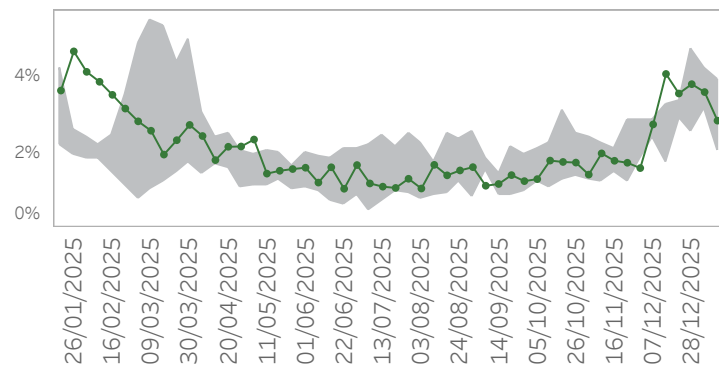
ATS di Brescia



ATS della Val Padana



ATS di Pavia



Ultimo giorno di analisi: 11/01/2026

% Accessi per ATS con POLMONITI

ATS	Settimana	2022	2023	2024	2025	2026
ATS DELLA CITTA' METROPOLITANA DI MILANO	49	2,50%	2,05%	1,95%	2,12%	
	50	2,23%	2,21%	2,02%	2,37%	
	51	2,26%	2,67%	2,09%	2,47%	
	52	2,30%	3,03%	2,58%	2,79%	
	1	3,45%	2,37%	2,80%	2,93%	2,65%
	2	2,64%	1,59%	1,91%	2,56%	1,77%
ATS DELL'INSUBRIA	49	2,78%	1,76%	2,06%	2,62%	
	50	2,02%	1,99%	1,78%	2,57%	
	51	2,30%	2,70%	1,98%	2,72%	
	52	2,52%	3,68%	2,52%	3,45%	
	1	3,49%	2,84%	3,08%	2,79%	2,63%
	2	2,60%	2,08%	2,41%	3,21%	1,98%
ATS DELLA MONTAGNA	49	2,55%	2,01%	2,00%	4,19%	
	50	2,25%	2,26%	2,29%	4,03%	
	51	2,25%	2,55%	2,69%	5,02%	
	52	2,46%	3,99%	2,78%	4,50%	
	1	1,79%	2,58%	3,43%	3,36%	3,07%
	2	2,78%	1,93%	2,80%	3,37%	2,15%
ATS DELLA BRIANZA	49	2,38%	2,05%	1,88%	1,68%	
	50	2,30%	2,21%	2,10%	1,90%	
	51	2,52%	2,79%	2,23%	2,35%	
	52	2,44%	3,45%	2,71%	2,83%	
	1	3,25%	2,44%	3,19%	3,23%	2,73%
	2	3,05%	1,49%	2,05%	2,31%	1,91%
ATS DI BERGAMO	49	2,77%	1,82%	1,72%	2,47%	
	50	2,19%	2,08%	2,14%	2,49%	
	51	2,71%	2,51%	2,22%	3,27%	
	52	2,80%	2,93%	2,54%	3,79%	
	1	3,24%	2,43%	3,46%	2,92%	3,26%
	2	2,33%	2,11%	2,08%	3,02%	1,93%
ATS DI BRESCIA	49	2,43%	1,81%	2,03%	2,43%	
	50	2,20%	2,68%	1,94%	2,73%	
	51	2,19%	3,19%	2,80%	3,48%	
	52	2,44%	4,24%	2,96%	3,94%	
	1	3,21%	2,20%	3,61%	3,14%	3,28%
	2	2,76%	1,70%	2,31%	2,76%	2,71%
ATS DELLA VAL PADANA	49	1,98%	1,67%	1,90%	1,51%	
	50	2,15%	2,06%	1,84%	2,43%	
	51	2,08%	2,61%	2,51%	2,77%	
	52	1,95%	3,61%	2,52%	3,24%	
	1	3,23%	2,29%	3,34%	2,87%	2,94%
	2	2,27%	1,92%	1,81%	2,62%	2,17%
ATS DI PAVIA	49	2,83%	2,76%	2,52%	2,73%	
	50	3,23%	3,19%	2,71%	4,06%	
	51	2,90%	3,37%	3,30%	3,55%	
	52	2,52%	4,12%	4,71%	3,79%	
	1	3,14%	3,17%	4,19%	4,21%	3,58%
	2	3,58%	2,03%	2,80%	3,82%	2,83%