

# SORVEGLIANZA ACCESSI PRONTO SOCCORSO

## Nota metodologica

Il presente report mostra i dati relativi al numero di accessi settimanali nei Pronto Soccorso di Regione Lombardia; vengono riportati gli accessi totali e classificati in base alla diagnosi alla dimissione e suddivisi per fascia di età ed ATS di afferenza del Pronto Soccorso. La fonte dei dati è il flusso EUOL (Emergenze Urgenze Online).

Sulla base della diagnosi attribuita alla dimissione del Pronto Soccorso (codifica ICD-9CM) gli accessi sono stati suddivisi in:

1. Diagnosi di **sindromi respiratorie**
2. Diagnosi di **sindromi simi-influenzali (influenza-like illness, ILI)**
3. Diagnosi di **polmoniti**

Il framework utilizzato per la classificazione degli accessi è quello proposto dai Centers for Disease Control and Prevention (U.S. CDC), integrato con i codici relativi al COVID-19.

Si sottolinea inoltre che il flusso EUOL proveniente dai Pronto Soccorso dell'ATS PAVIA – Fondazione IRCCS Policlinico San Matteo, ASST PAVIA (Ospedale di Voghera e Vigevano) – presentano alcuni dati mancanti per le settimane n° 29-49 del 2023, pertanto i grafici relativi agli accessi suddivisi per ATS mostrano una flessione nel numero di accessi relativamente al periodo indicato.

### Grafici rappresentati

Nei grafici la linea **verde** (denominata "Valore Attuale") mostra il dato relativo alla settimana riportata sull'asse x. L'area in **grigio** rappresenta i valori relativi alla stessa settimana nei 4 anni precedenti ordinati dal minimo al massimo.

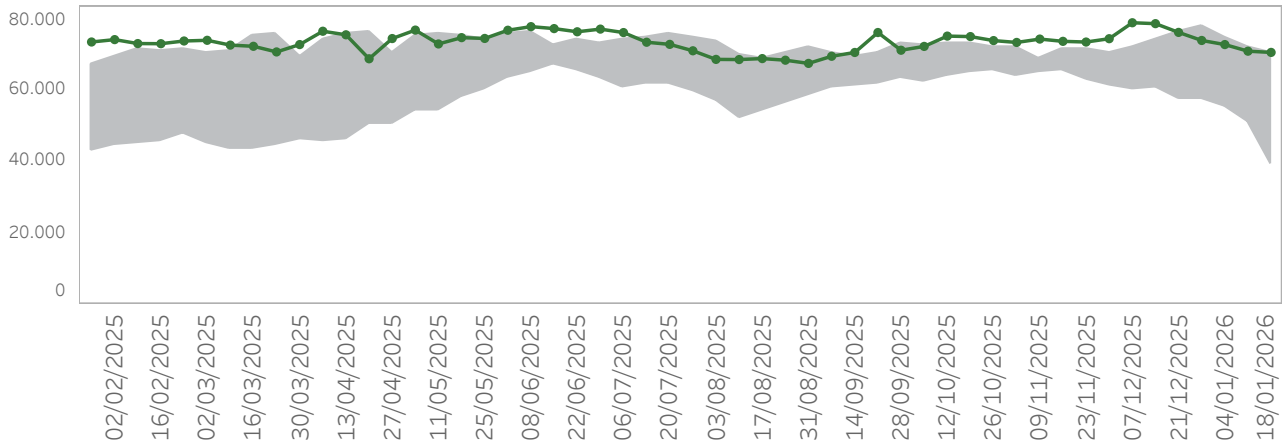
### Codifica delle settimane rappresentate:

Settimana	Inizio	Fine
1	29/12/2025	04/01/2026
2	05/01/2026	11/01/2026
3	12/01/2026	18/01/2026

# 1. ACCESSI TOTALI

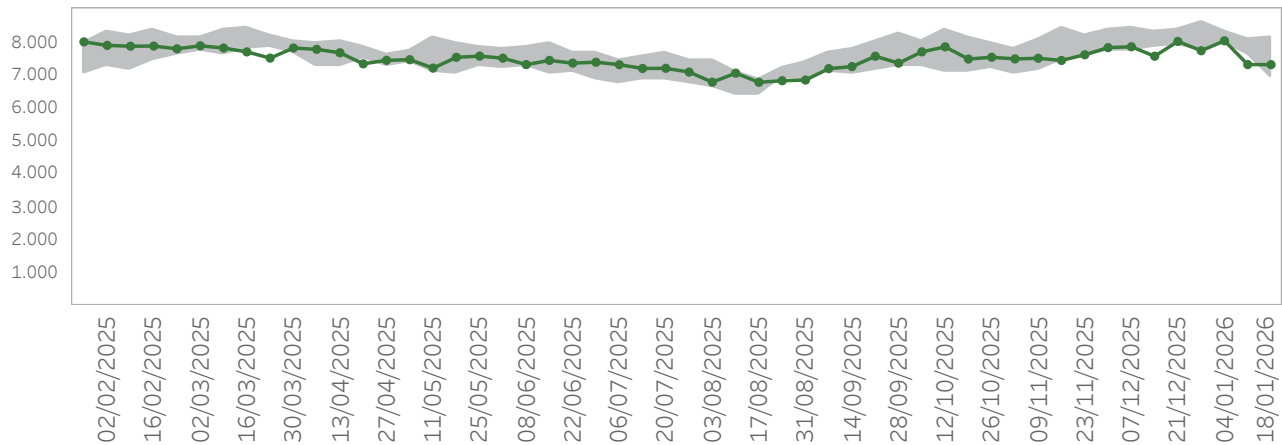
Ultimo giorno di analisi: 18/01/2026

## Accessi Totali in Pronto Soccorso



Settimana	2022	2023	2024	2025	2026
50	63.092	73.881	70.369	78.350	
51	61.245	76.057	70.946	75.910	
52	63.397	77.834	73.327	73.655	
1	54.929	65.074	68.742	74.214	72.511
2	51.000	62.449	63.644	71.977	70.662
3	51.499	61.739	64.609	70.241	70.321

## Ricoveri Totali da Pronto Soccorso

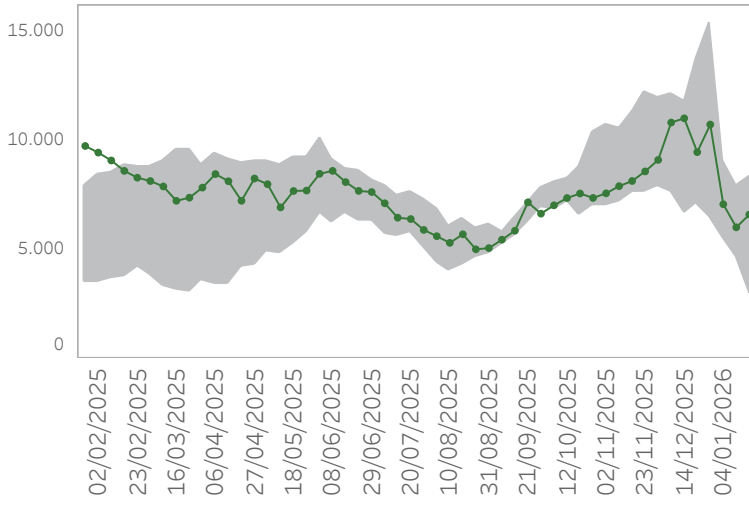


Settimana	2022	2023	2024	2025	2026
50	8.328	8.064	7.881	7.591	
51	8.249	8.396	7.925	8.041	
52	8.611	8.384	7.740	7.758	
1	7.990	8.351	8.213	8.103	8.060
2	7.849	8.097	7.656	7.700	7.337
3	7.634	8.158	7.893	7.715	7.335

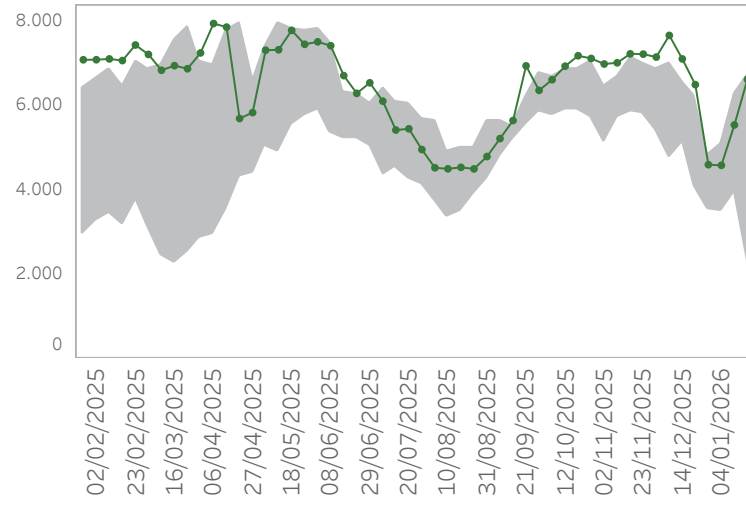
Ultimo giorno di analisi: 18/01/2026

## Accessi Totali per fascia d'età

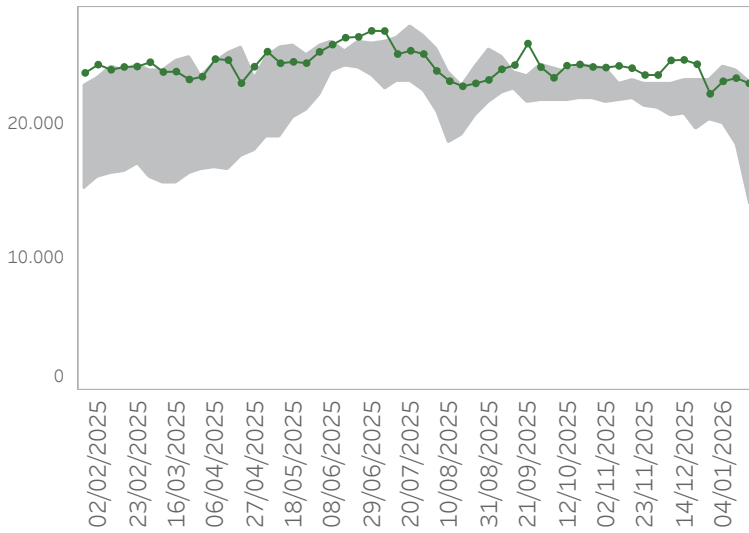
0-9



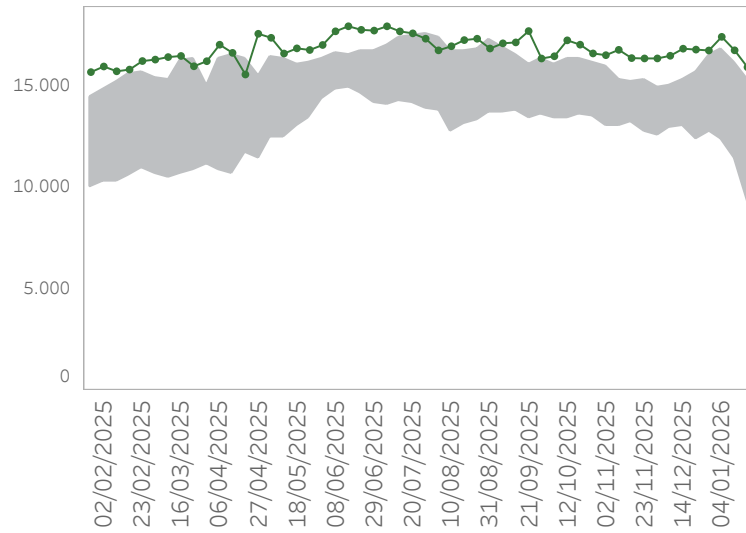
10-19



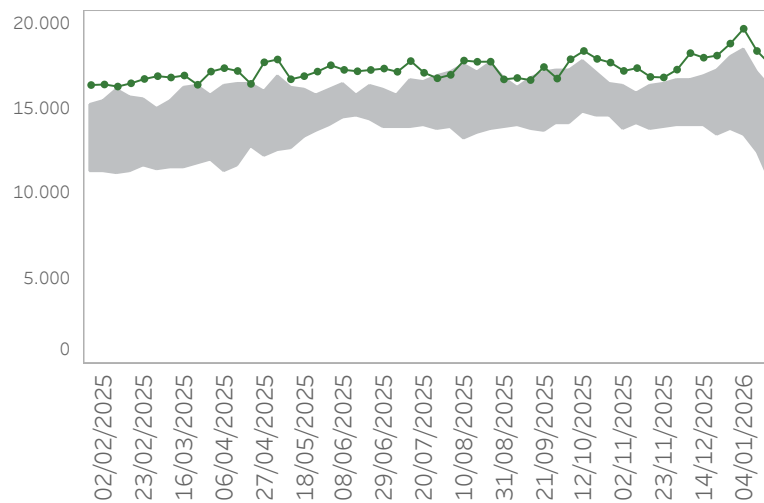
20-49



50-70



70+



Ultimo giorno di analisi: 18/01/2026

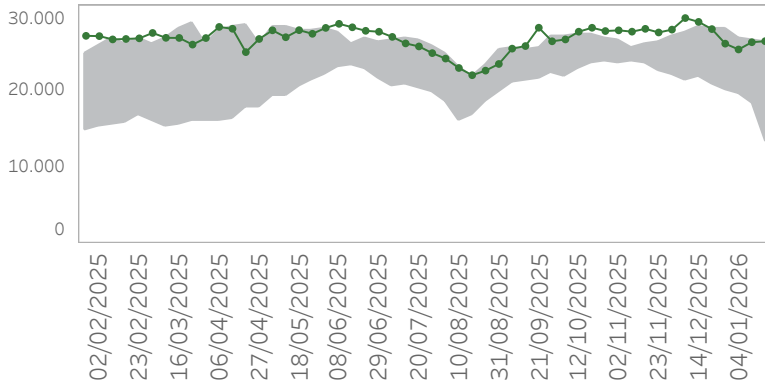
## Accessi Totali per fascia d'età

Fascia d'età	Settimana	2022	2023	2024	2025	2026
0-9	50	8.289	11.724	8.402	10.974	
	51	8.562	13.686	8.807	9.430	
	52	9.099	15.341	11.650	10.690	
	1	5.494	7.546	8.471	8.975	7.053
	2	4.652	6.392	6.401	7.851	5.999
	3	4.765	7.069	6.933	8.347	6.582
10-19	50	5.127	6.169	6.556	7.094	
	51	4.485	5.703	6.209	6.485	
	52	3.805	4.530	4.815	4.592	
	1	3.490	4.164	4.303	5.061	4.577
	2	3.933	5.412	5.481	6.254	5.532
	3	4.160	5.736	6.044	6.732	6.610
20-49	50	20.773	23.376	23.297	24.902	
	51	19.623	23.325	22.856	24.576	
	52	20.389	23.321	22.497	22.348	
	1	20.106	21.885	23.383	24.418	23.291
	2	18.535	21.525	21.971	24.184	23.531
	3	18.994	20.948	22.014	23.212	23.138
50-70	50	13.265	15.316	15.269	16.868	
	51	13.074	15.731	15.381	16.823	
	52	14.157	16.557	15.883	16.780	
	1	12.426	15.059	15.960	16.870	17.452
	2	11.479	13.890	14.501	16.148	16.788
	3	11.377	13.449	14.483	15.340	15.953
70+	50	15.620	16.898	16.495	18.010	
	51	15.482	17.271	17.297	18.132	
	52	15.922	17.764	18.079	18.838	
	1	13.394	16.405	16.417	18.478	19.711
	2	12.391	15.220	15.135	17.158	18.403
	3	12.192	14.530	14.910	16.207	17.608

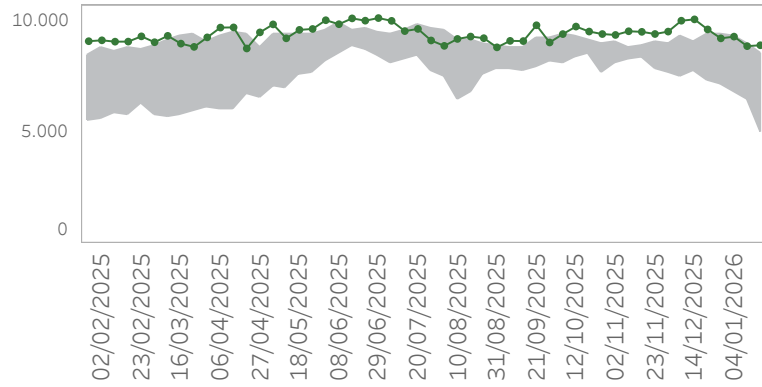
Ultimo giorno di analisi: 18/01/2026

## Accessi Totali per ATS

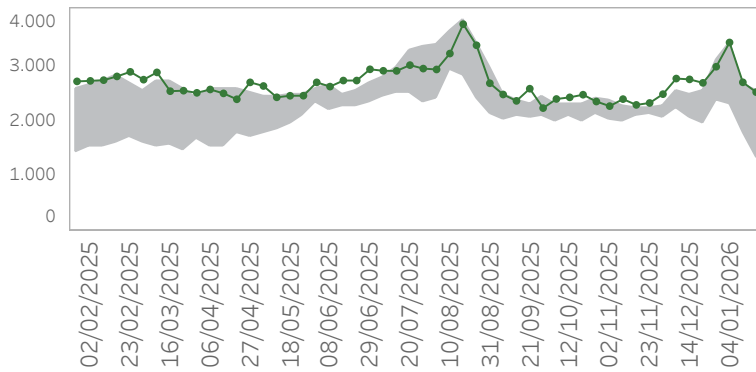
### ATS della città Metropolitana di Milano



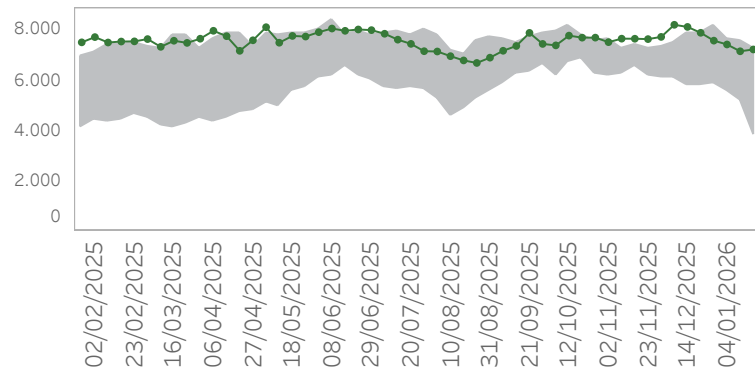
### ATS dell'Insubria



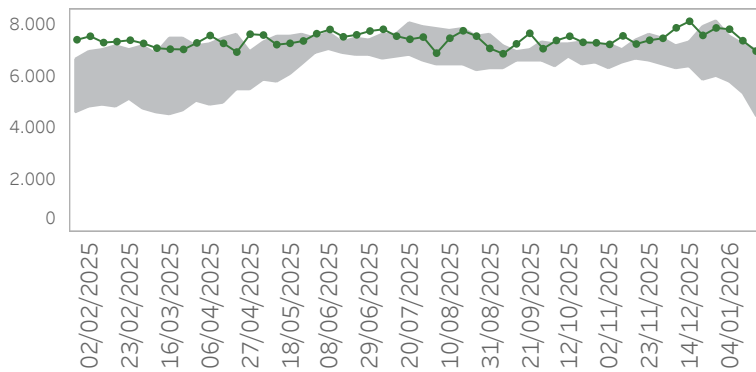
### ATS della Montagna



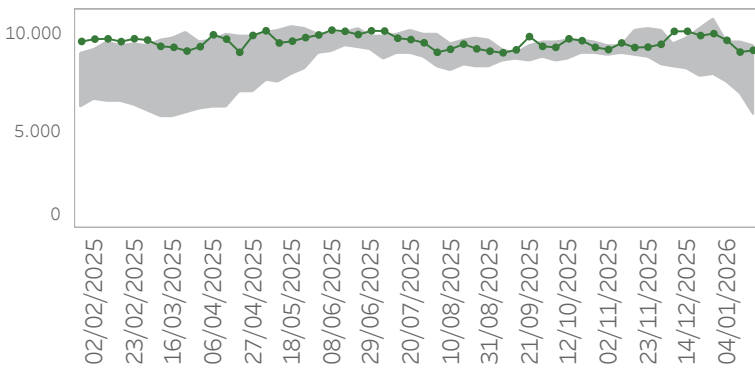
### ATS della Brianza



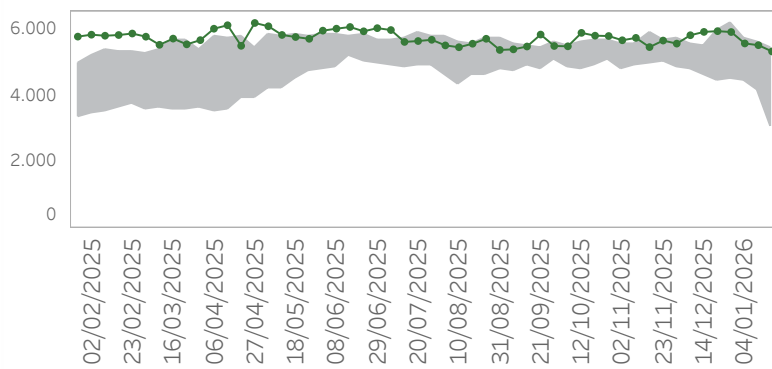
### ATS di Bergamo



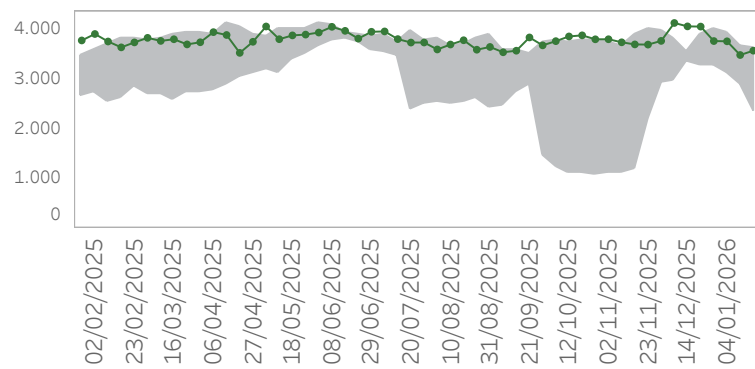
### ATS di Brescia



### ATS della Val Padana



### ATS di Pavia



Ultimo giorno di analisi: 18/01/2026

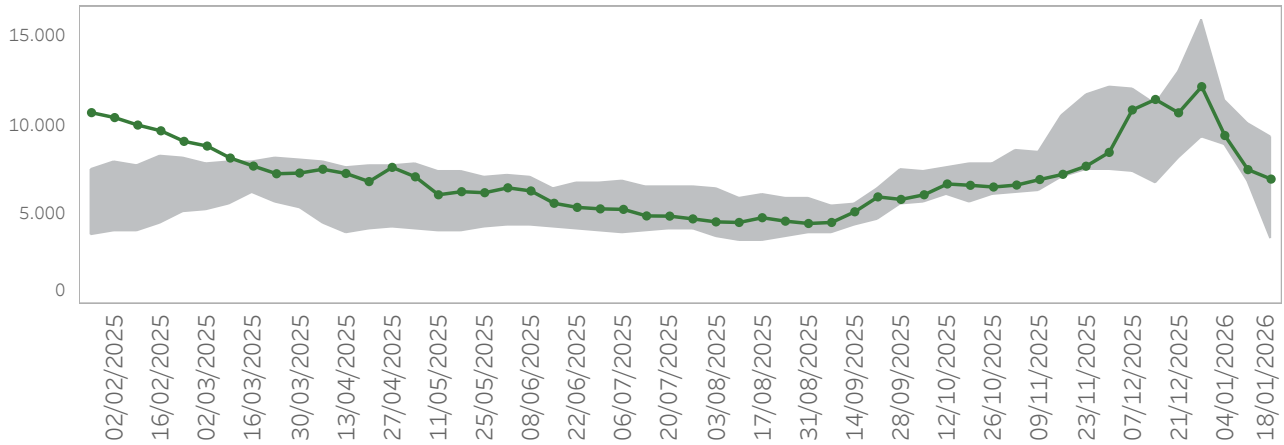
## Accessi Totali per ATS

ATS	Settimana	2022	2023	2024	2025	2026
ATS DELLA CITTA' METROPOLITANA DI MILANO	50	22.868	28.327	26.602	29.055	
	51	21.696	28.094	26.844	28.113	
	52	22.001	28.074	26.564	26.205	
	1	19.501	22.681	25.165	26.941	25.442
	2	18.286	22.587	24.142	26.671	26.392
	3	18.632	22.344	24.150	26.435	26.529
ATS DELL'INSUBRIA	50	8.170	9.045	8.952	10.082	
	51	7.913	9.412	8.975	9.630	
	52	8.081	9.419	9.382	9.229	
	1	6.799	8.276	8.120	9.283	9.307
	2	6.430	7.981	7.537	8.940	8.879
	3	6.624	7.766	7.955	8.509	8.919
ATS DELLA MONTAGNA	50	2.182	2.477	2.445	2.751	
	51	2.044	2.551	2.454	2.688	
	52	2.727	3.086	2.990	2.981	
	1	2.287	2.714	2.948	3.422	3.421
	2	1.765	2.129	2.318	2.638	2.698
	3	1.736	2.138	2.354	2.531	2.520
ATS DELLA BRIANZA	50	5.837	7.876	7.537	8.138	
	51	5.799	7.881	7.347	7.904	
	52	6.265	8.163	7.571	7.591	
	1	5.562	6.767	7.074	7.648	7.438
	2	5.183	6.517	6.525	7.569	7.167
	3	5.217	6.374	6.804	7.281	7.239
ATS DI BERGAMO	50	6.726	7.366	6.922	8.150	
	51	6.454	7.921	7.073	7.605	
	52	6.858	8.117	7.599	7.893	
	1	5.768	6.738	7.109	7.592	7.843
	2	5.325	6.127	6.444	7.288	7.400
	3	5.221	6.328	6.503	7.009	6.998
ATS DI BRESCIA	50	8.820	9.821	9.030	10.212	
	51	8.708	10.340	9.271	9.989	
	52	8.797	10.788	9.682	10.091	
	1	7.502	9.065	9.379	9.686	9.744
	2	6.994	8.799	8.642	9.613	9.136
	3	7.156	8.544	8.603	9.401	9.228
ATS DELLA VAL PADANA	50	5.020	5.484	5.369	5.925	
	51	5.182	5.972	5.372	5.948	
	52	5.140	6.184	5.827	5.921	
	1	4.423	5.239	5.387	5.747	5.577
	2	4.138	4.956	4.852	5.617	5.525
	3	4.065	4.951	5.039	5.460	5.336
ATS DI PAVIA	50	3.469	3.485	3.512	4.037	
	51	3.449	3.886	3.610	4.033	
	52	3.528	4.003	3.712	3.744	
	1	3.087	3.594	3.560	3.895	3.739
	2	2.879	3.353	3.184	3.641	3.465
	3	2.848	3.294	3.201	3.615	3.552

## **2. ACCESSI PER SINDROME**

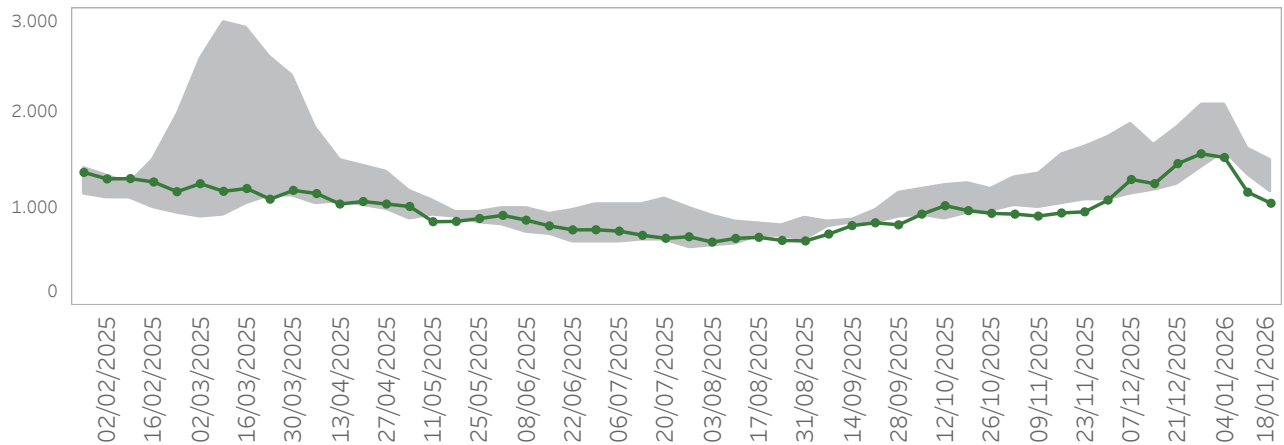
Ultimo giorno di analisi: 18/01/2026

## Accessi in Pronto Soccorso con SINDROMI RESPIRATORIE



Settimana	2022	2023	2024	2025	2026
50	9.031	11.189	8.342	11.446	
51	9.339	13.000	8.943	10.700	
52	10.567	15.826	12.329	12.162	
1	8.846	9.824	10.796	11.378	9.431
2	6.905	7.363	7.408	10.051	7.524
3	6.327	7.348	6.894	9.352	6.996

## Ricoveri da Pronto Soccorso con SINDROMI RESPIRATORIE

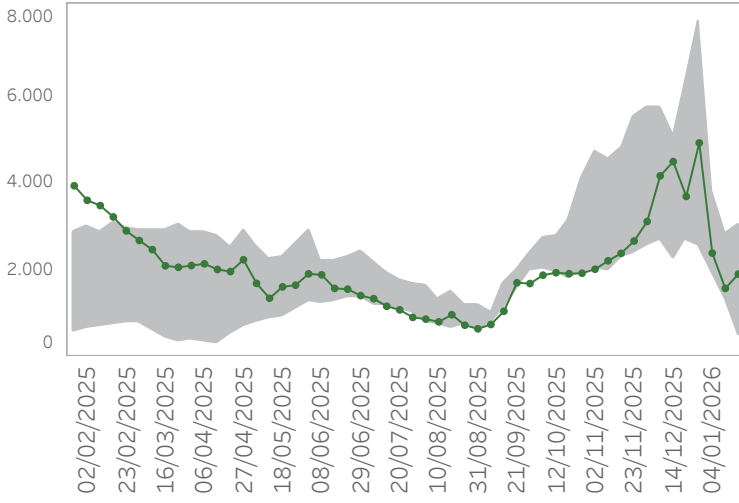


Settimana	2022	2023	2024	2025	2026
50	1.656	1.653	1.184	1.259	
51	1.691	1.840	1.238	1.466	
52	1.956	2.078	1.415	1.567	
1	2.081	1.903	1.967	1.581	1.529
2	1.617	1.429	1.348	1.361	1.171
3	1.495	1.426	1.157	1.265	1.057

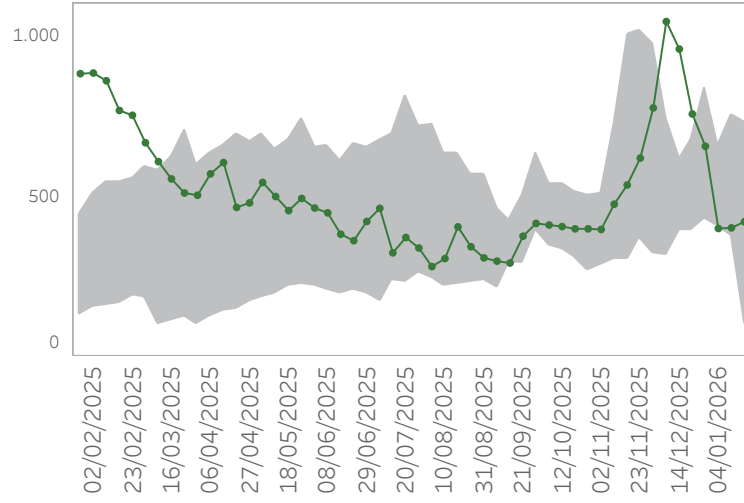
Ultimo giorno di analisi: 18/01/2026

## Accessi per fascia d'età con SINDROMI RESPIRATORIE

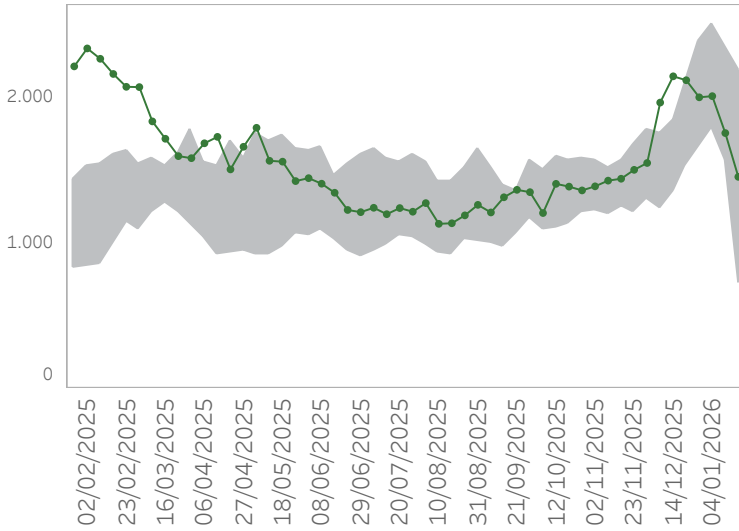
0-9



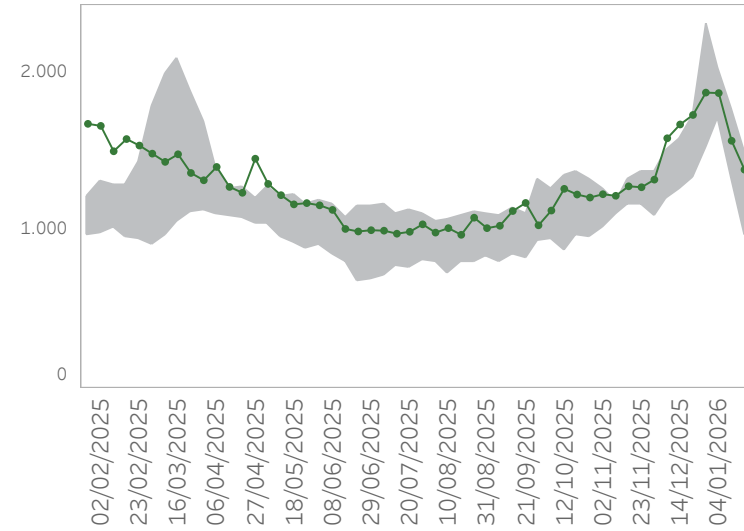
10-19



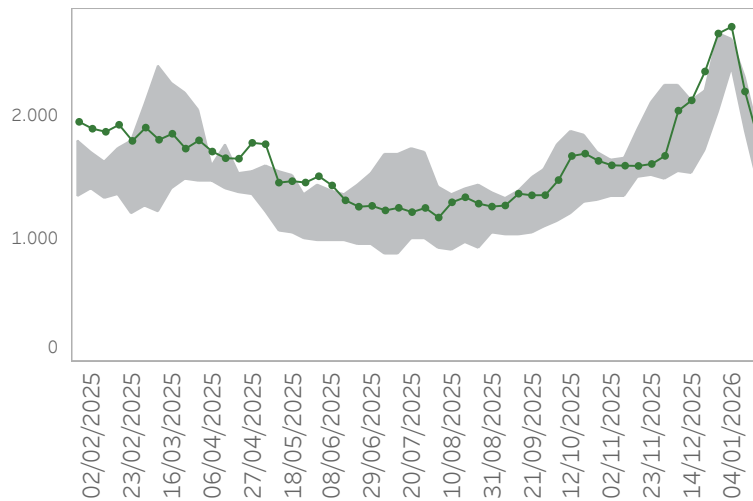
20-49



50-70



70+



Ultimo giorno di analisi: 18/01/2026

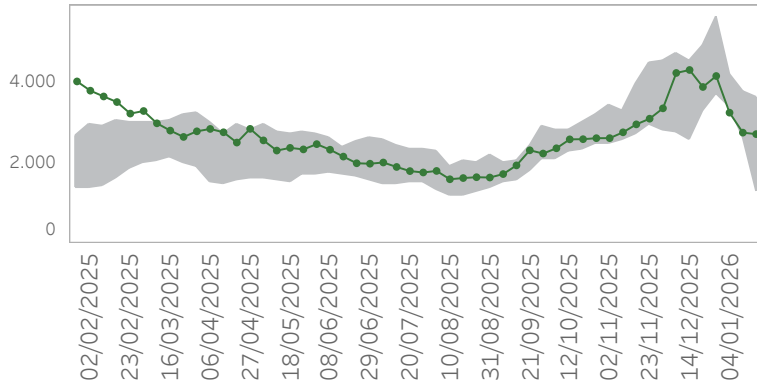
**Accessi per fascia d'età con SINDROMI RESPIRATORIE**

Fascia d'età	Settimana	2022	2023	2024	2025	2026
0-9	50	3.555	5.050	2.967	4.473	
	51	3.857	6.263	3.449	3.674	
	52	4.415	7.704	5.620	4.901	
	1	1.930	3.255	3.649	3.774	2.377
	2	1.336	2.138	1.998	2.826	1.567
	3	1.360	2.505	2.181	3.035	1.895
10-19	50	488	576	615	962	
	51	527	677	554	759	
	52	496	706	840	658	
	1	406	443	439	661	401
	2	426	403	376	758	403
	3	378	398	436	732	422
20-49	50	1.571	1.838	1.739	2.141	
	51	1.528	2.086	1.823	2.114	
	52	1.656	2.379	2.180	1.997	
	1	2.192	1.790	2.174	2.504	2.005
	2	1.591	1.563	1.678	2.342	1.752
	3	1.555	1.411	1.441	2.180	1.452
50-70	50	1.287	1.574	1.333	1.667	
	51	1.335	1.715	1.330	1.727	
	52	1.526	2.305	1.601	1.868	
	1	1.921	1.706	2.019	1.873	1.865
	2	1.555	1.332	1.461	1.766	1.564
	3	1.263	1.242	1.234	1.492	1.382
70+	50	2.130	2.075	1.652	2.130	
	51	2.090	2.201	1.736	2.365	
	52	2.473	2.672	2.024	2.674	
	1	2.397	2.630	2.484	2.509	2.729
	2	1.996	1.927	1.876	2.311	2.202
	3	1.771	1.791	1.580	1.857	1.808

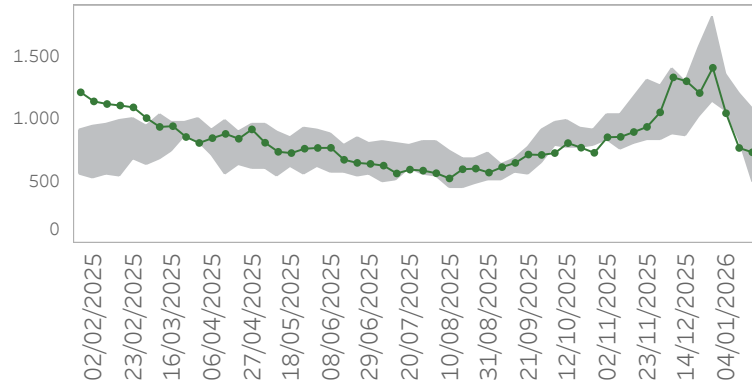
Ultimo giorno di analisi: 18/01/2026

## Accessi per ATS con SINDROMI RESPIRATORIE

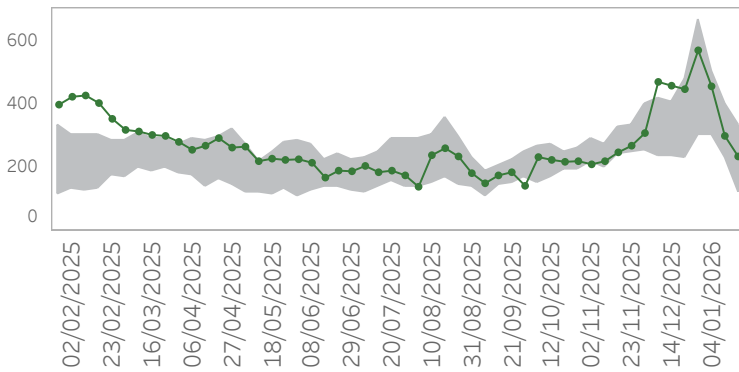
ATS della città Metropolitana di Milano



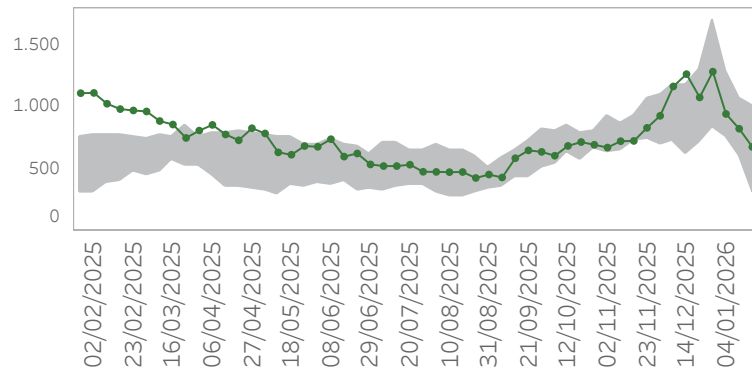
ATS dell'Insubria



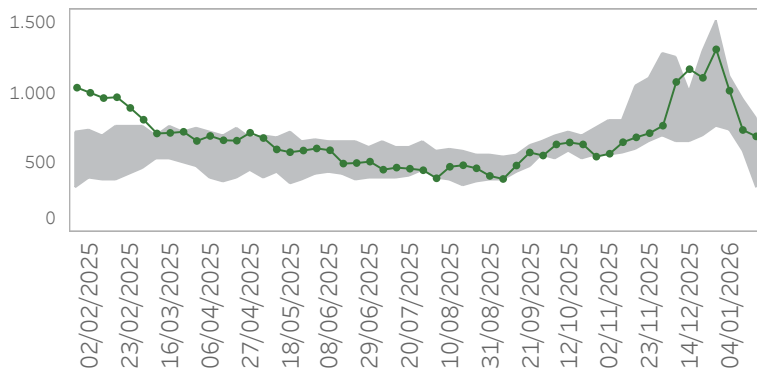
ATS della Montagna



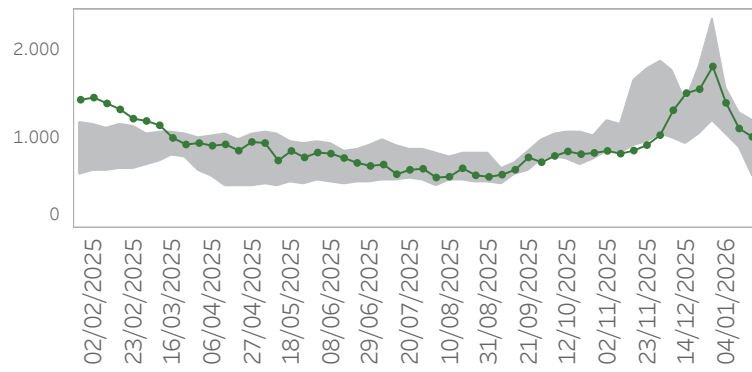
ATS della Brianza



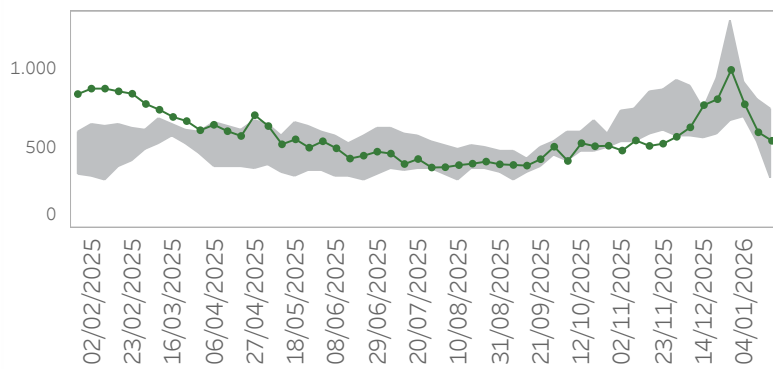
ATS di Bergamo



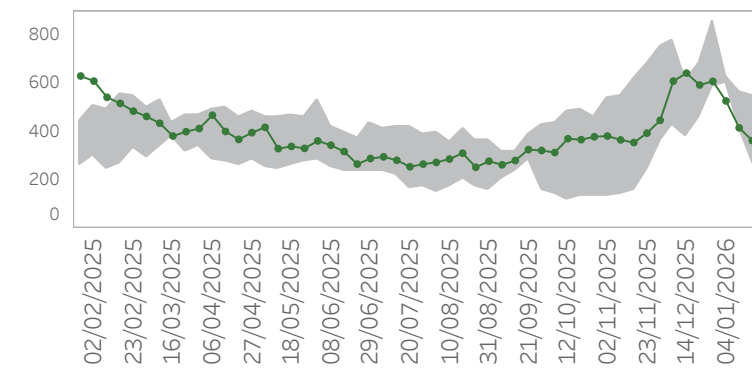
ATS di Brescia



ATS della Val Padana



ATS di Pavia



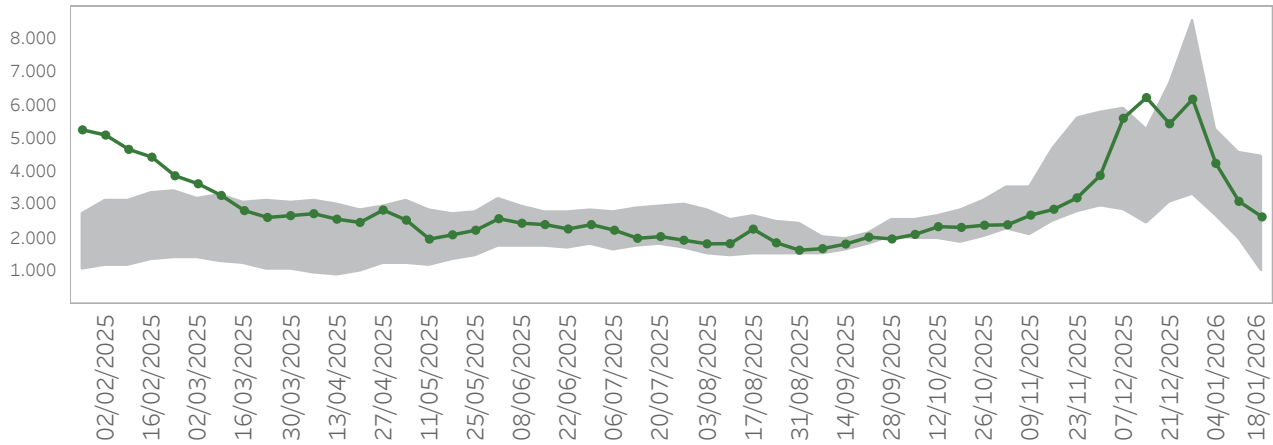
Ultimo giorno di analisi: 18/01/2026

**Accessi per ATS con SINDROMI RESPIRATORIE**

ATS	Settimana	2022	2023	2024	2025	2026
ATS DELLA CITTA' METROPOLITANA DI MILANO	50	3.343	4.529	3.302	4.322	
	51	3.441	4.940	3.522	3.899	
	52	3.713	5.637	4.670	4.172	
	1	3.629	3.398	3.782	4.199	3.260
	2	2.757	2.641	2.787	3.778	2.763
	3	2.484	2.635	2.566	3.626	2.726
ATS DELL'INSUBRIA	50	1.055	1.297	950	1.305	
	51	1.171	1.567	1.014	1.210	
	52	1.324	1.820	1.465	1.413	
	1	1.069	1.256	1.223	1.361	1.048
	2	838	983	858	1.200	769
	3	844	915	746	1.075	734
ATS DELLA MONTAGNA	50	310	405	286	460	
	51	308	479	313	449	
	52	466	671	450	572	
	1	306	392	472	505	458
	2	232	252	317	403	301
	3	177	261	287	337	236
ATS DELLA BRIANZA	50	808	1.175	943	1.261	
	51	856	1.300	888	1.074	
	52	1.003	1.704	1.344	1.281	
	1	760	1.036	1.094	1.278	941
	2	596	697	728	1.068	822
	3	544	708	670	997	676
ATS DI BERGAMO	50	939	1.011	716	1.175	
	51	952	1.301	835	1.113	
	52	1.096	1.527	1.181	1.318	
	1	732	981	1.125	1.026	1.020
	2	581	662	681	950	737
	3	531	678	641	820	691
ATS DI BRESCIA	50	1.259	1.418	1.029	1.510	
	51	1.301	1.791	1.224	1.554	
	52	1.485	2.324	1.576	1.807	
	1	1.057	1.354	1.567	1.488	1.401
	2	903	1.049	1.021	1.290	1.115
	3	816	1.068	996	1.205	1.022
ATS DELLA VAL PADANA	50	744	742	658	771	
	51	747	938	688	808	
	52	829	1.290	942	991	
	1	690	803	909	893	776
	2	539	634	604	801	601
	3	514	636	576	749	548
ATS DI PAVIA	50	573	612	458	642	
	51	563	684	459	593	
	52	651	853	701	608	
	1	603	604	624	628	527
	2	459	445	412	561	416
	3	417	447	412	543	363

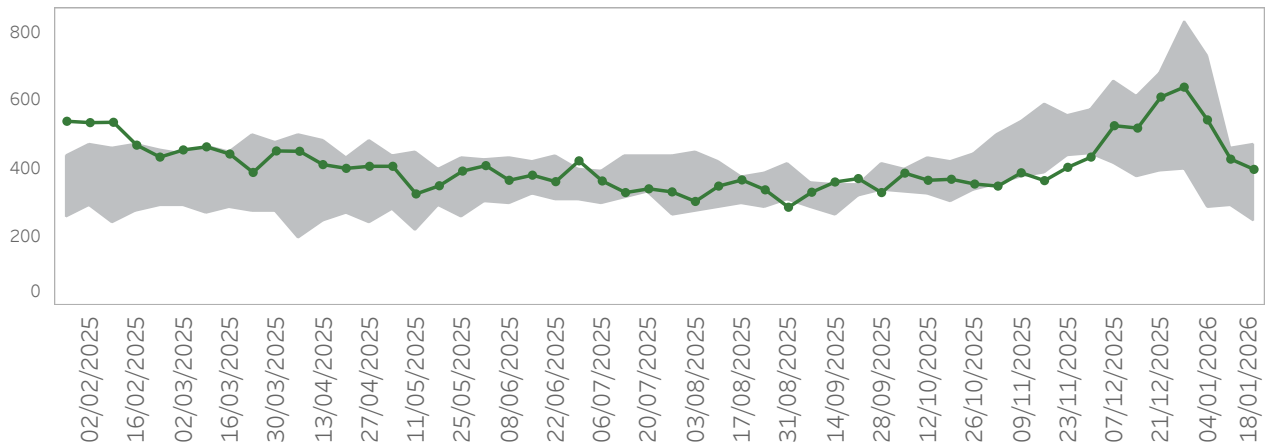
Ultimo giorno di analisi: 18/01/2026

### Accessi in Pronto Soccorso con ILI



Settimana	2022	2023	2024	2025	2026
50	3.949	5.282	3.236	6.255	
51	3.881	6.655	3.656	5.464	
52	4.404	8.571	5.596	6.207	
1	2.698	3.877	4.967	5.295	4.265
2	1.995	2.682	2.879	4.573	3.114
3	1.796	2.605	2.670	4.472	2.645

### Ricoveri da Pronto Soccorso con ILI

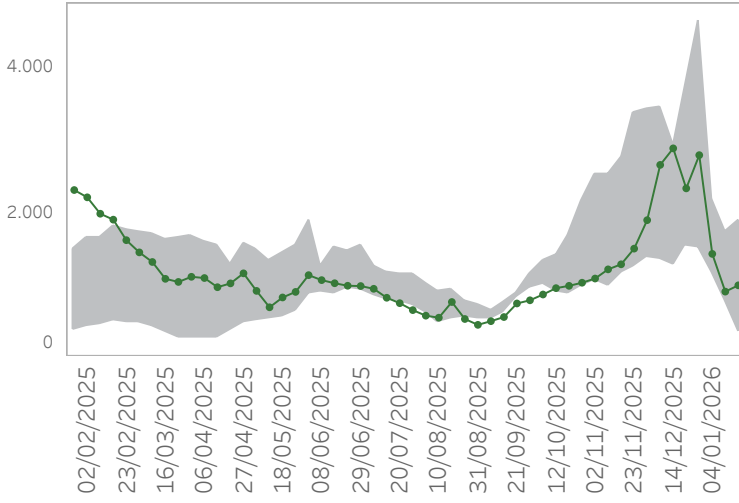


Settimana	2022	2023	2024	2025	2026
50	573	612	450	521	
51	529	683	474	612	
52	627	830	542	641	
1	287	633	729	607	545
2	293	419	442	463	430
3	249	457	418	473	400

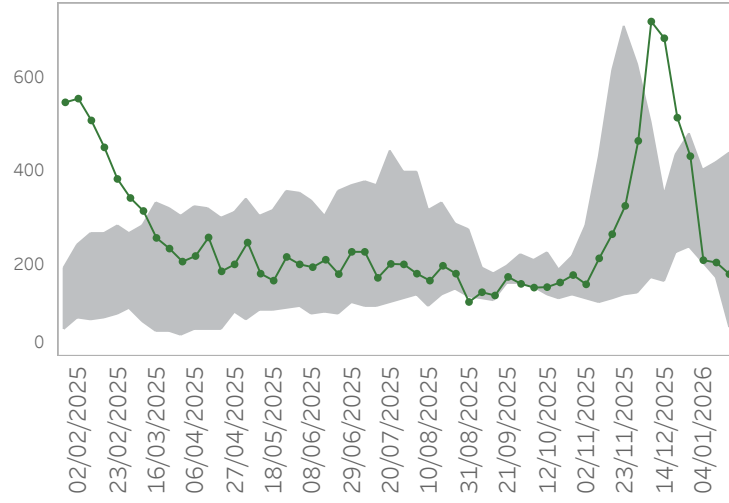
Ultimo giorno di analisi: 18/01/2026

## Accessi per fascia d'età con ILI

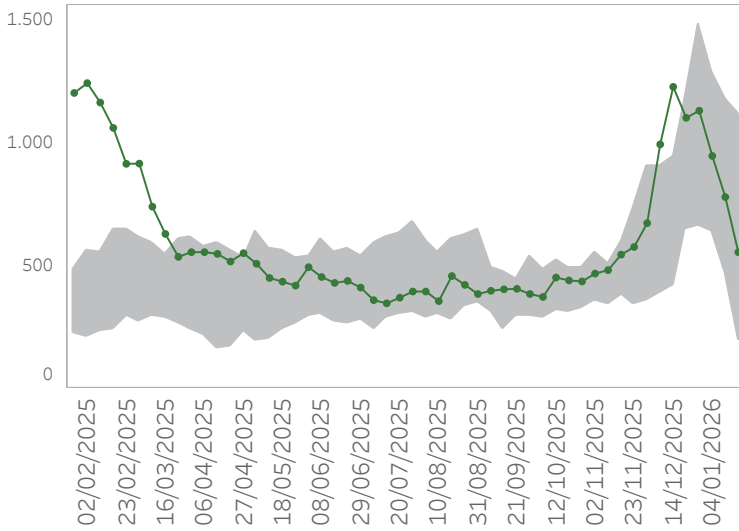
0-9



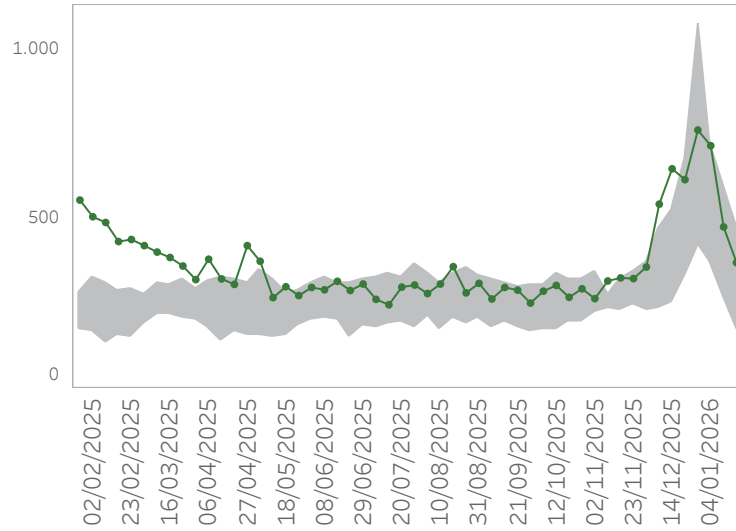
10-19



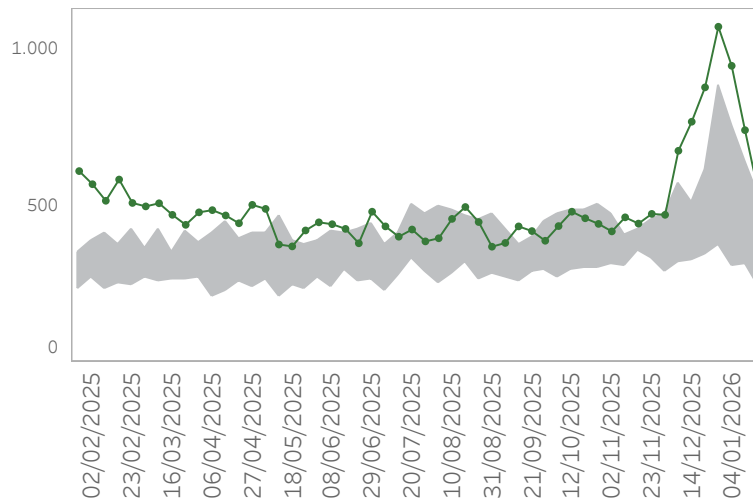
20-49



50-70



70+



Ultimo giorno di analisi: 18/01/2026

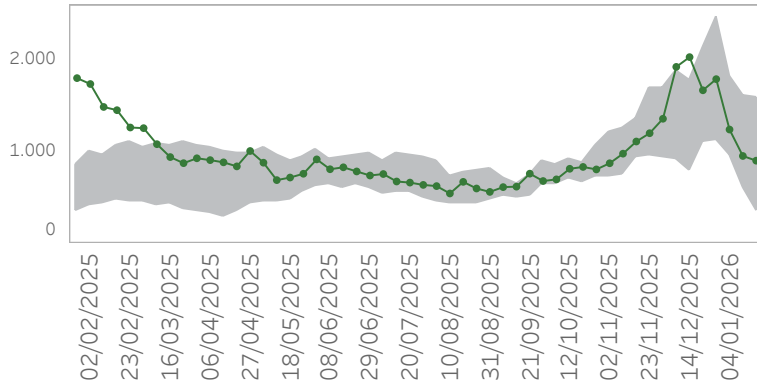
## Accessi per fascia d'età con ILI

Fascia d'età	Settimana	2022	2023	2024	2025	2026
0-9	50	2.128	2.921	1.551	2.885	
	51	2.096	3.726	1.825	2.331	
	52	2.432	4.653	2.811	2.791	
	1	1.168	1.868	2.185	2.145	1.424
	2	766	1.163	1.085	1.718	902
	3	795	1.278	1.188	1.892	989
10-19	50	285	349	309	686	
	51	284	433	302	515	
	52	301	441	481	432	
	1	204	246	249	399	208
	2	178	182	168	416	203
	3	152	170	199	437	178
20-49	50	695	945	605	1.227	
	51	646	1.175	680	1.101	
	52	659	1.485	1.099	1.130	
	1	647	642	1.073	1.289	946
	2	466	551	727	1.176	779
	3	411	465	524	1.117	555
50-70	50	334	527	355	647	
	51	349	680	376	615	
	52	438	1.075	556	761	
	1	372	475	721	681	715
	2	272	321	428	599	476
	3	194	302	337	475	371
70+	50	507	506	400	769	
	51	505	613	459	879	
	52	574	882	620	1.073	
	1	307	646	728	754	948
	2	312	465	469	640	742
	3	243	389	410	525	544

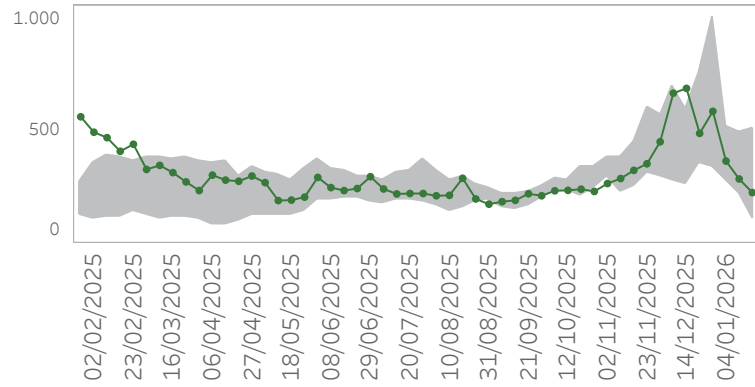
Ultimo giorno di analisi: 18/01/2026

## Accessi per ATS con ILI

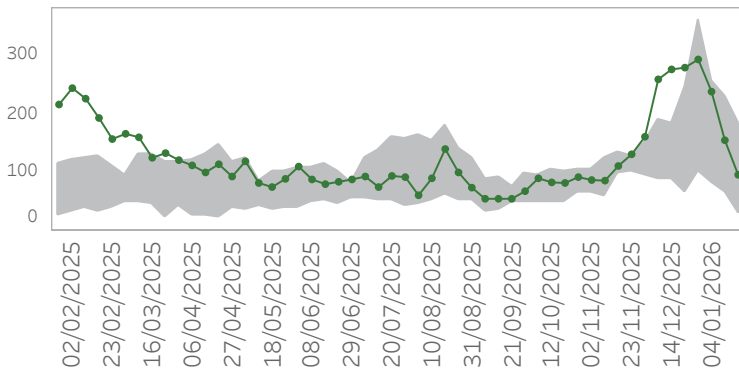
ATS della città Metropolitana di Milano



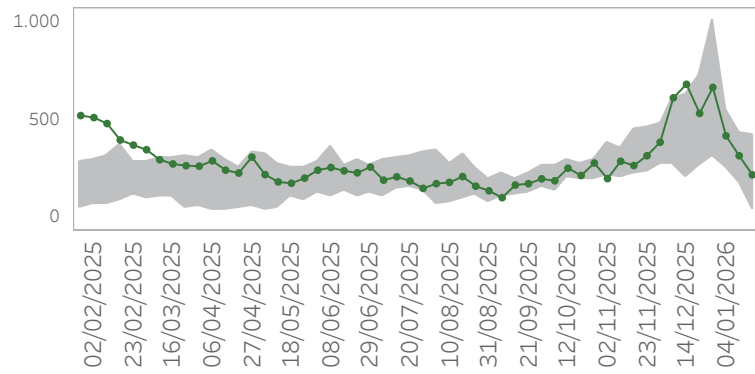
ATS dell'Insubria



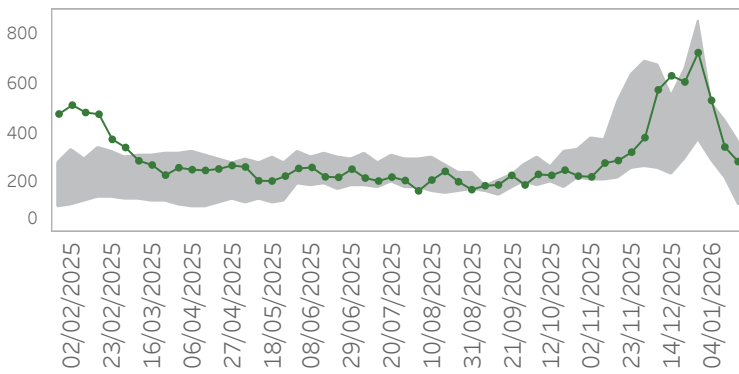
ATS della Montagna



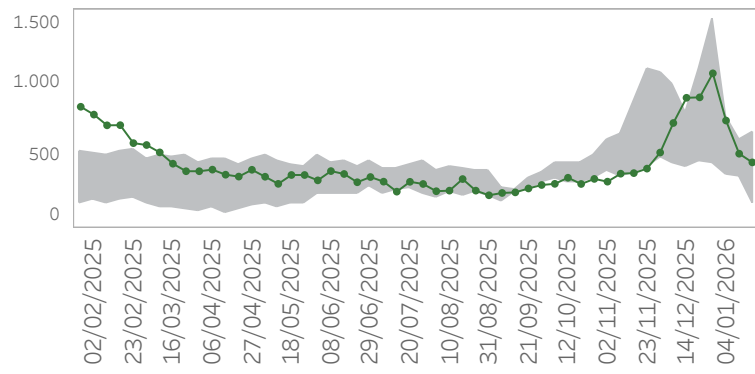
ATS della Brianza



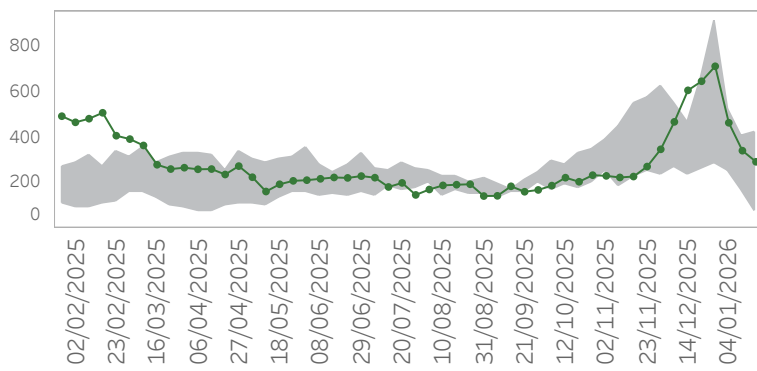
ATS di Bergamo



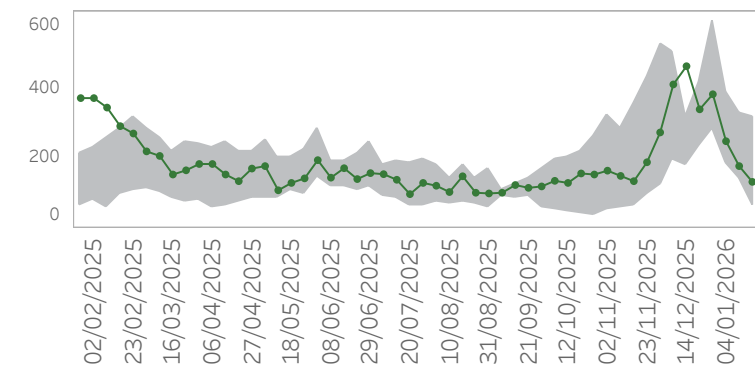
ATS di Brescia



ATS della Val Padana



ATS di Pavia



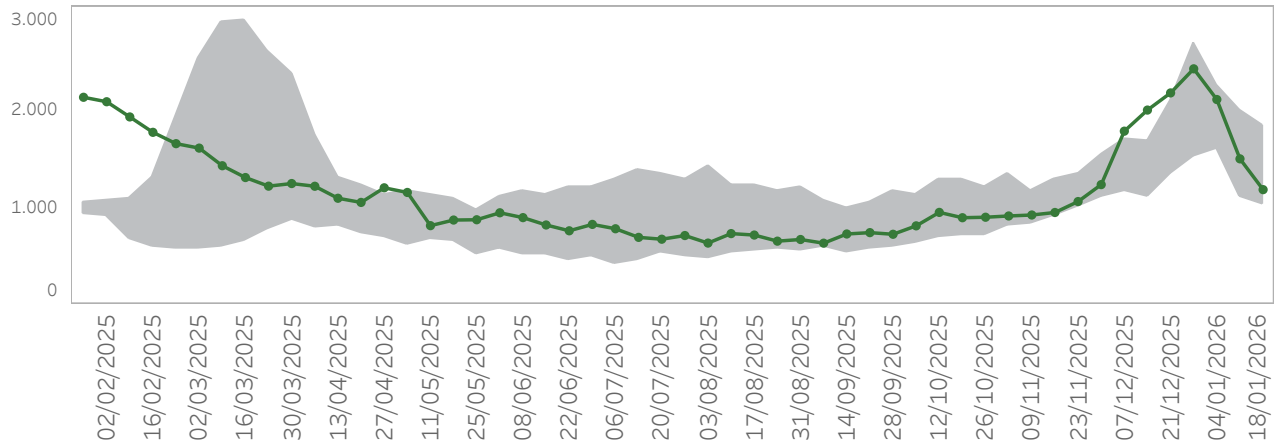
Ultimo giorno di analisi: 18/01/2026

## Accessi per ATS con ILI

ATS	Settimana	2022	2023	2024	2025	2026
ATS DELLA CITTA' METROPOLITANA DI MILANO	50	1.137	1.771	1.180	2.025	
	51	1.124	2.122	1.231	1.665	
	52	1.308	2.459	1.873	1.786	
	1	958	1.144	1.565	1.815	1.239
	2	607	826	925	1.609	952
	3	617	805	851	1.591	901
ATS DELL'INSUBRIA	50	432	588	331	684	
	51	455	752	406	486	
	52	497	998	614	583	
	1	278	434	503	515	364
	2	217	304	324	493	285
	3	193	275	236	504	225
ATS DELLA MONTAGNA	50	118	182	138	276	
	51	101	247	149	279	
	52	166	362	248	293	
	1	81	134	257	255	238
	2	65	83	140	230	155
	3	49	84	110	184	96
ATS DELLA BRIANZA	50	404	613	357	661	
	51	341	701	345	530	
	52	413	955	566	647	
	1	283	429	499	541	429
	2	218	280	302	445	339
	3	178	235	262	433	253
ATS DI BERGAMO	50	482	555	261	635	
	51	480	658	349	610	
	52	530	860	573	729	
	1	288	452	523	515	535
	2	216	277	280	449	346
	3	141	291	267	363	287
ATS DI BRESCIA	50	637	797	483	902	
	51	658	1.096	589	905	
	52	710	1.438	818	1.071	
	1	366	661	773	768	745
	2	355	456	424	611	516
	3	292	431	484	657	456
ATS DELLA VAL PADANA	50	425	461	285	609	
	51	418	663	353	649	
	52	411	910	497	715	
	1	256	356	521	497	466
	2	172	256	288	410	343
	3	182	283	284	422	294
ATS DI PAVIA	50	314	315	201	463	
	51	304	416	234	340	
	52	369	589	407	383	
	1	188	267	326	389	249
	2	145	200	196	326	178
	3	144	201	176	318	133

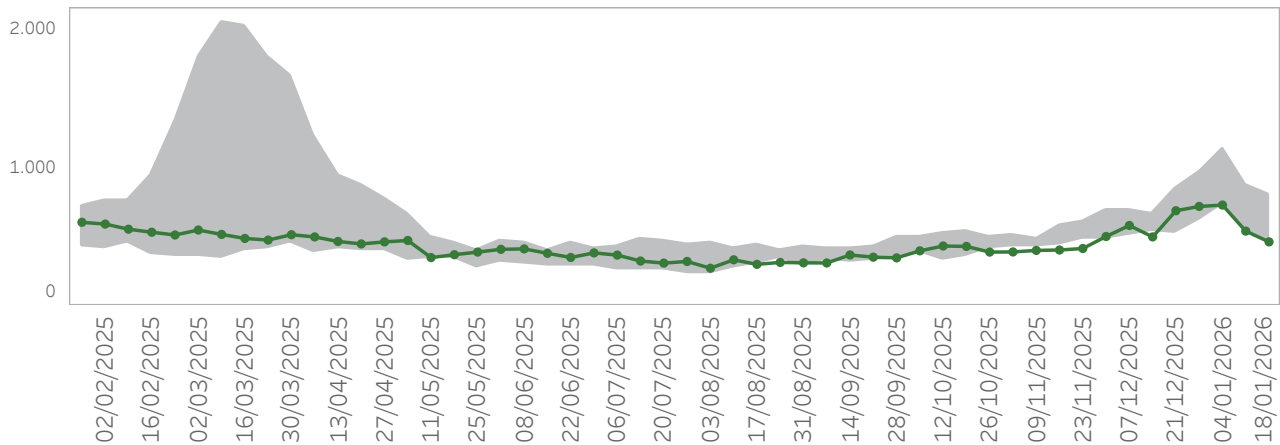
Ultimo giorno di analisi: 18/01/2026

## Accessi in Pronto Soccorso con POLMONITI



Settimana	2022	2023	2024	2025	2026
50	1.418	1.677	1.428	2.006	
51	1.438	2.105	1.640	2.183	
52	1.527	2.685	2.012	2.432	
1	1.799	1.605	2.196	2.266	2.115
2	1.371	1.105	1.354	2.006	1.502
3	1.195	1.038	1.053	1.850	1.184

## Ricoveri da Pronto Soccorso con POLMONITI

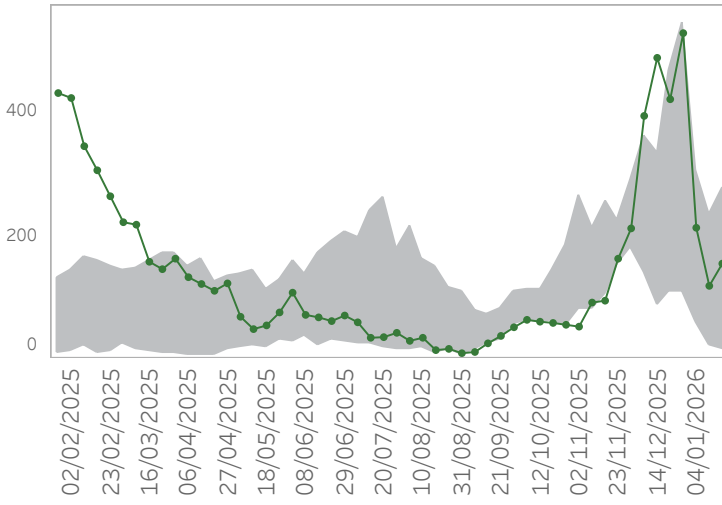


Settimana	2022	2023	2024	2025	2026
50	640	665	542	500	
51	661	763	535	690	
52	722	874	630	721	
1	1.143	745	860	731	731
2	874	550	572	612	542
3	806	529	466	576	464

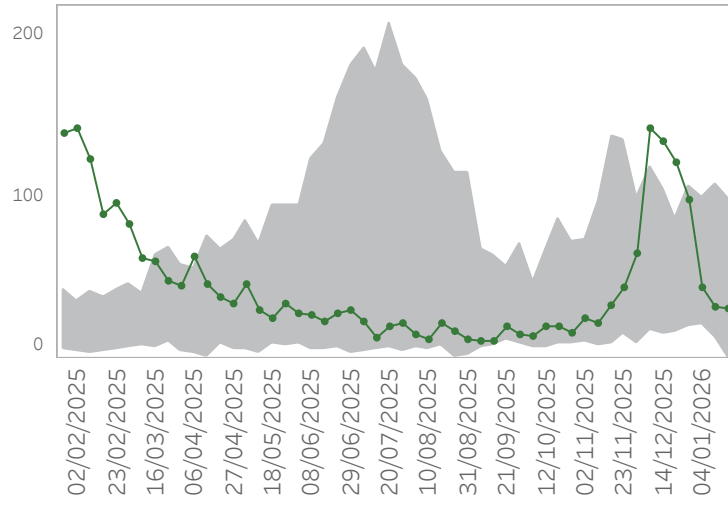
Ultimo giorno di analisi: 18/01/2026

## Accessi per fascia d'età con POLMONITI

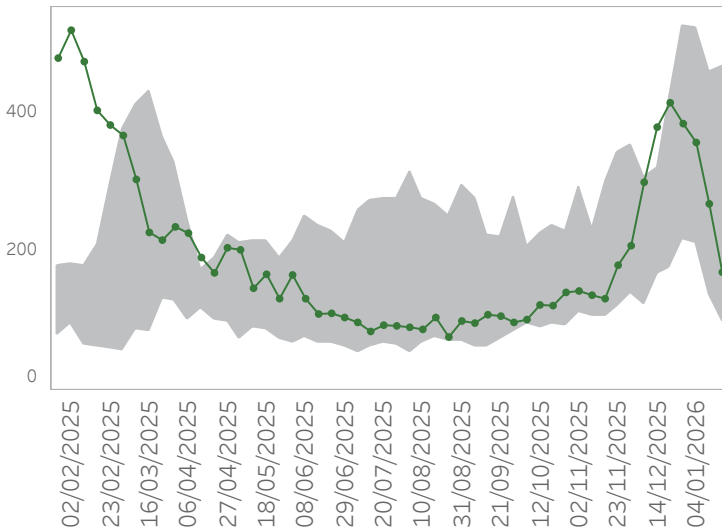
0-9



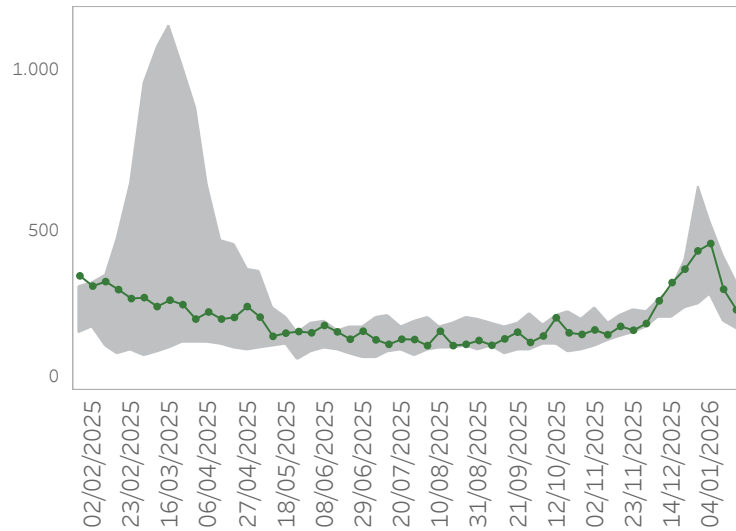
10-19



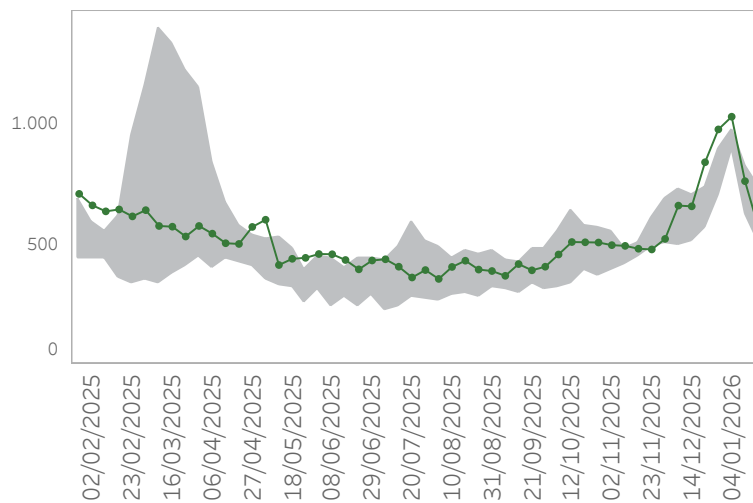
20-49



50-70



70+



Ultimo giorno di analisi: 18/01/2026

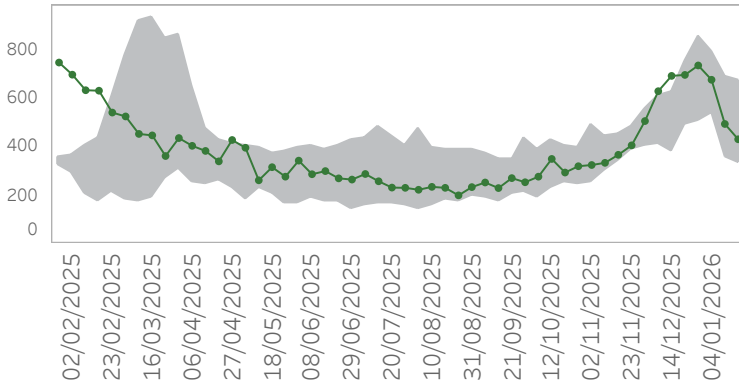
## Accessi per fascia d'età con POLMONITI

Fascia d'età	Settimana	2022	2023	2024	2025	2026
0-9	50	198	333	227	487	
	51	222	465	315	420	
	52	222	544	380	527	
	1	59	148	279	304	212
	2	22	72	103	232	118
	3	25	110	110	276	154
10-19	50	54	53	104	134	
	51	45	73	86	121	
	52	40	75	106	98	
	1	21	32	40	99	44
	2	13	25	21	107	32
	3	12	18	35	98	31
20-49	50	238	304	318	378	
	51	222	415	375	413	
	52	218	524	446	383	
	1	213	231	416	519	356
	2	137	167	288	456	268
	3	129	153	187	466	170
50-70	50	226	319	259	338	
	51	257	405	293	380	
	52	271	634	366	437	
	1	527	301	522	431	460
	2	371	216	291	417	317
	3	295	193	210	336	253
70+	50	702	653	516	658	
	51	692	737	565	842	
	52	776	899	706	979	
	1	979	893	936	906	1.032
	2	828	625	649	780	763
	3	734	564	508	660	571

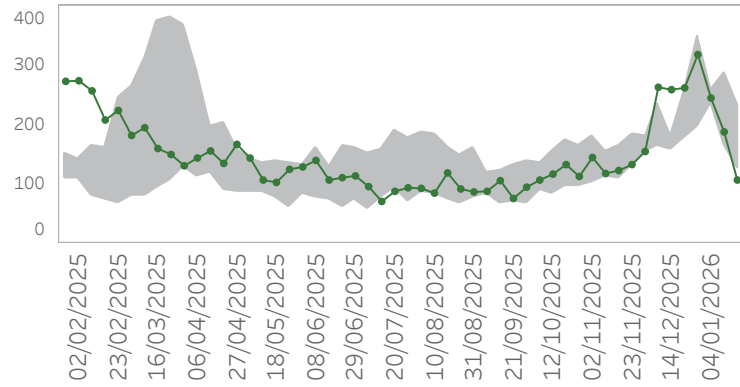
Ultimo giorno di analisi: 18/01/2026

## Accessi per ATS con POLMONITI

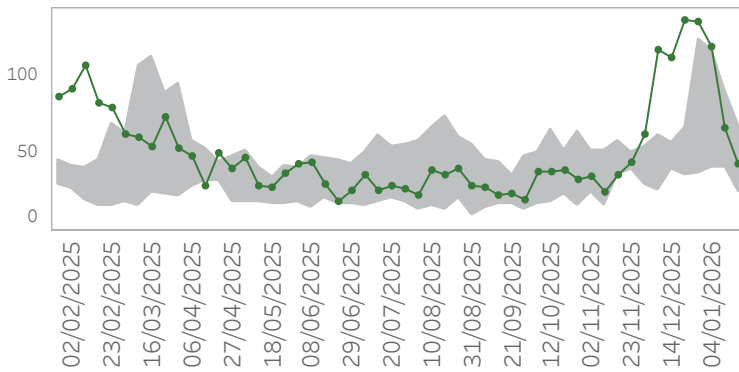
ATS della città Metropolitana di Milano



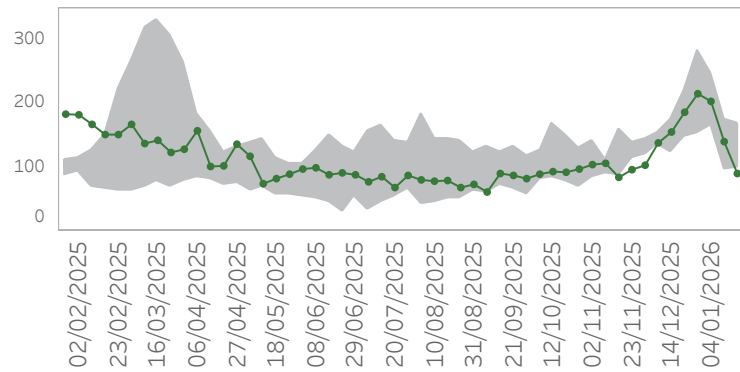
ATS dell'Insubria



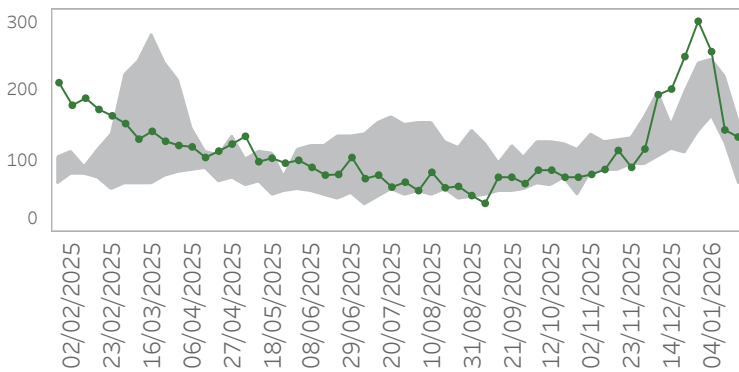
ATS della Montagna



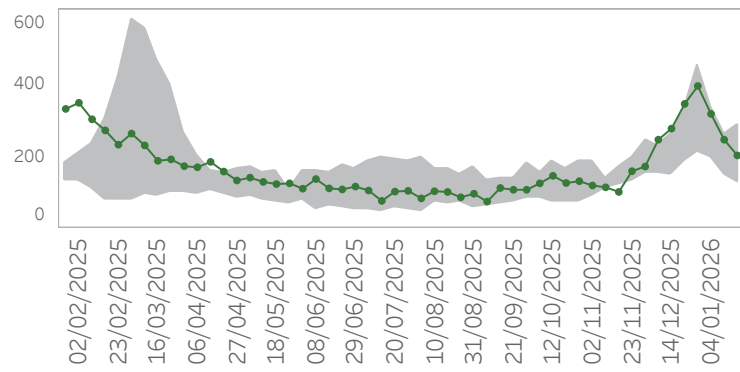
ATS della Brianza



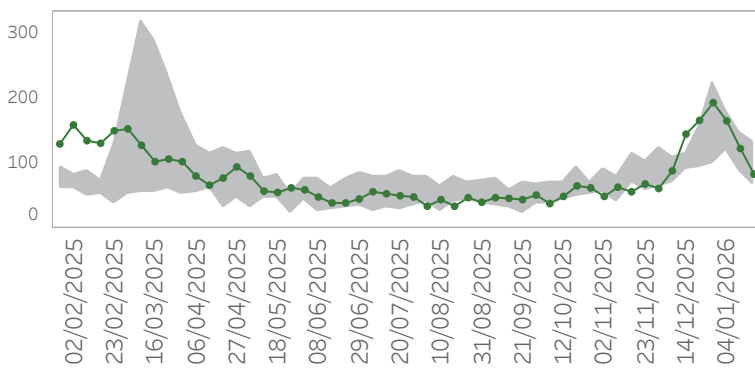
ATS di Bergamo



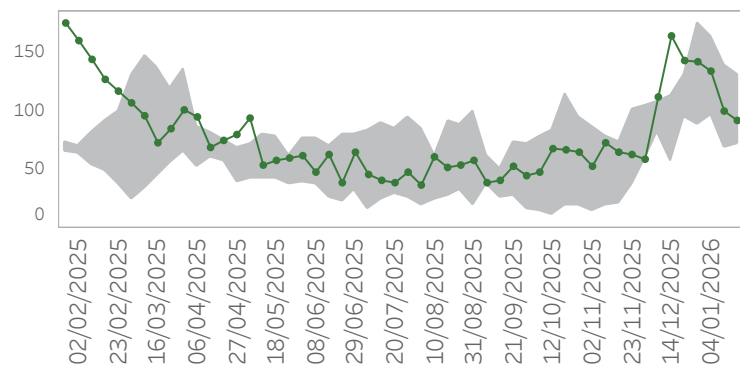
ATS di Brescia



ATS della Val Padana



ATS di Pavia



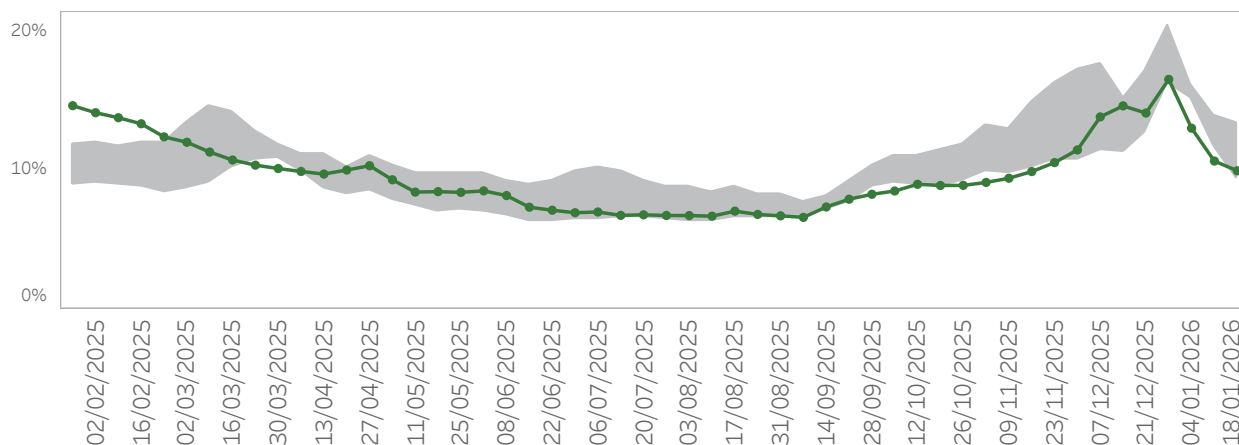
Ultimo giorno di analisi: 18/01/2026

## Accessi per ATS con POLMONITI

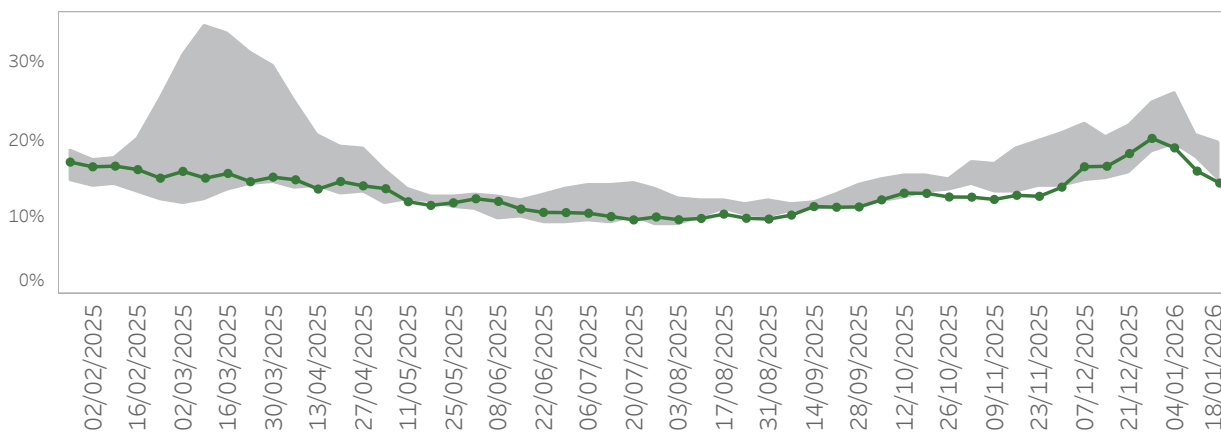
ATS	Settimana	2022	2023	2024	2025	2026
ATS DELLA CITTA' METROPOLITANA DI MILANO	50	509	627	538	691	
	51	490	750	561	695	
	52	507	850	686	734	
	1	672	538	705	790	675
	2	483	359	462	684	493
	3	429	371	358	674	430
ATS DELL'INSUBRIA	50	165	180	159	259	
	51	182	254	178	262	
	52	204	347	236	318	
	1	237	235	250	259	245
	2	167	166	182	287	188
	3	155	144	127	232	107
ATS DELLA MONTAGNA	50	49	56	56	111	
	51	46	65	66	135	
	52	67	123	83	134	
	1	41	70	101	115	118
	2	49	41	65	89	66
	3	25	43	41	68	43
ATS DELLA BRIANZA	50	134	174	158	155	
	51	146	220	164	186	
	52	153	282	205	215	
	1	181	165	226	247	203
	2	158	97	134	175	140
	3	133	105	100	167	90
ATS DI BERGAMO	50	147	153	148	203	
	51	175	199	157	249	
	52	192	238	193	299	
	1	187	164	246	222	256
	2	124	129	134	220	145
	3	112	104	99	157	135
ATS DI BRESCIA	50	194	263	175	279	
	51	191	330	260	348	
	52	215	457	287	398	
	1	241	199	339	304	320
	2	193	150	200	265	248
	3	174	128	170	290	204
ATS DELLA VAL PADANA	50	108	113	99	144	
	51	108	156	135	165	
	52	100	223	147	192	
	1	143	120	180	165	164
	2	94	95	88	147	122
	3	90	71	66	131	83
ATS DI PAVIA	50	112	111	95	164	
	51	100	131	119	143	
	52	89	165	175	142	
	1	97	114	149	164	134
	2	103	68	89	139	100
	3	77	72	92	131	92

## 3. PERCENTUALE ACCESSI

Ultimo giorno di analisi: 18/01/2026

**% Accessi in Pronto Soccorso con SINDROMI RESPIRATORIE**

Settimana	2022	2023	2024	2025	2026
50	14,31%	15,14%	11,85%	14,61%	
51	15,25%	17,09%	12,61%	14,10%	
52	16,67%	20,33%	16,81%	16,51%	
1	16,10%	15,10%	15,71%	15,33%	13,01%
2	13,54%	11,79%	11,64%	13,96%	10,65%
3	12,29%	11,90%	10,67%	13,31%	9,95%

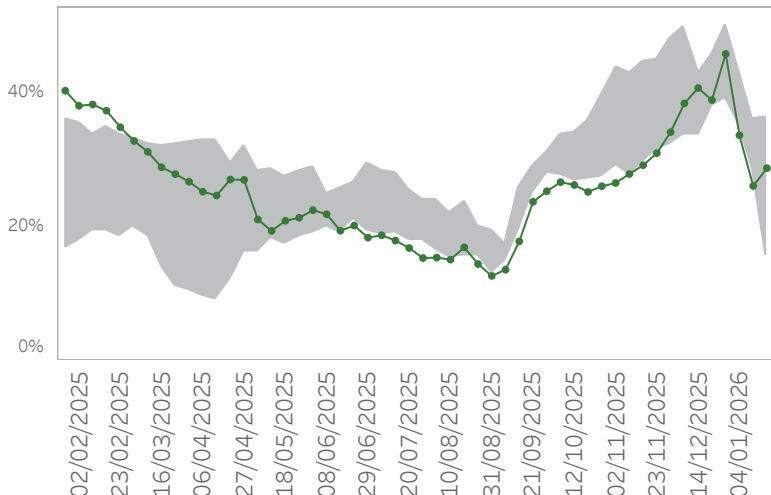
**% di Ricoverati da Pronto Soccorso con SINDROMI RESPIRATORIE**

Settimana	2022	2023	2024	2025	2026
50	19,88%	20,50%	15,02%	16,59%	
51	20,50%	21,92%	15,62%	18,23%	
52	22,72%	24,79%	18,28%	20,20%	
1	26,05%	22,79%	23,95%	19,51%	18,97%
2	20,60%	17,65%	17,61%	17,68%	15,96%
3	19,58%	17,48%	14,66%	16,40%	14,41%

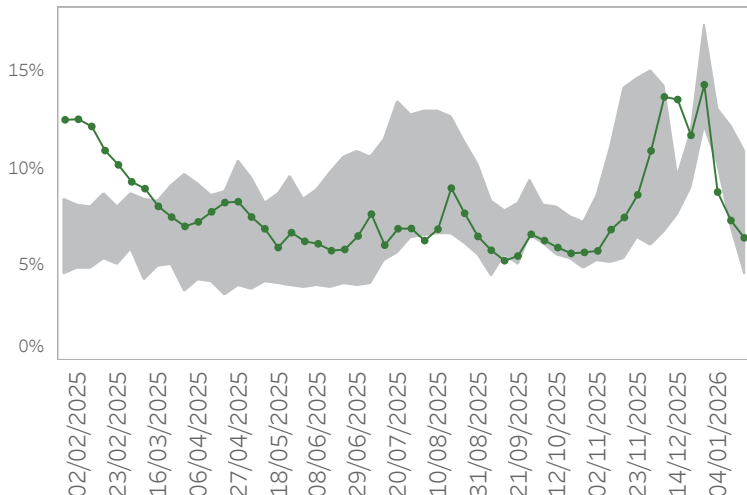
Ultimo giorno di analisi: 18/01/2026

### % Accessi per fascia d'età con SINDROMI RESPIRATORIE

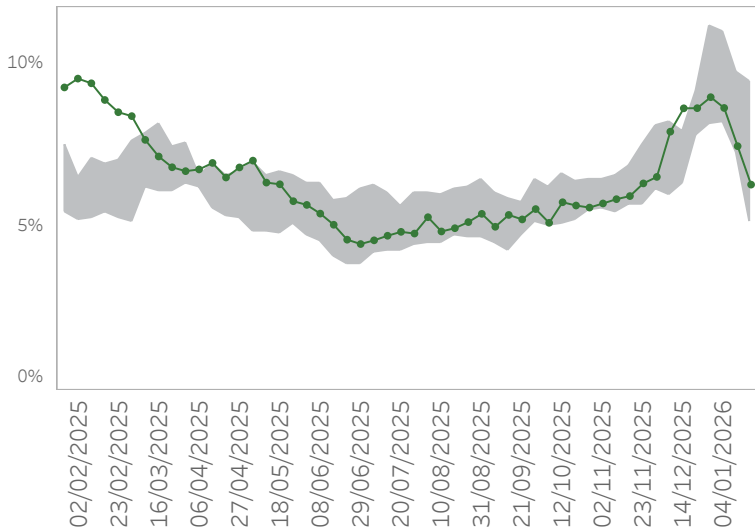
0-9



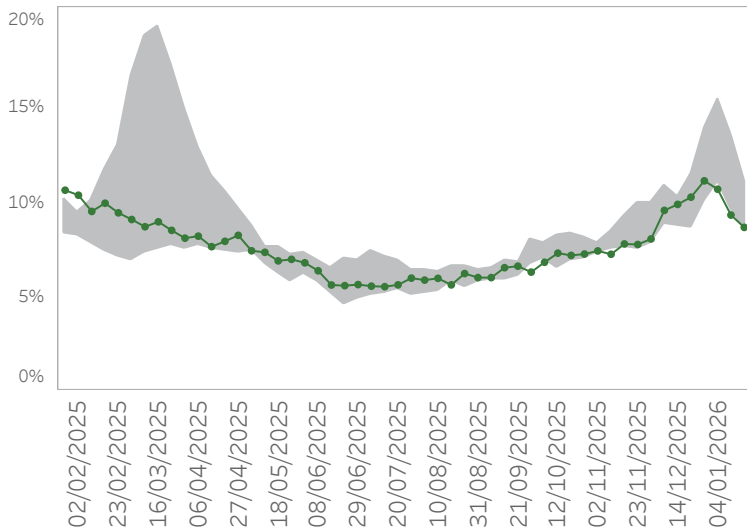
10-19



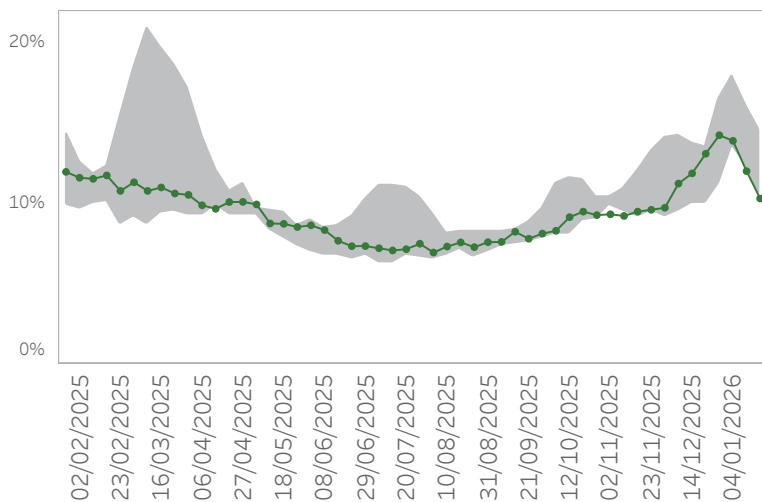
20-49



50-70



70+



Ultimo giorno di analisi: 18/01/2026

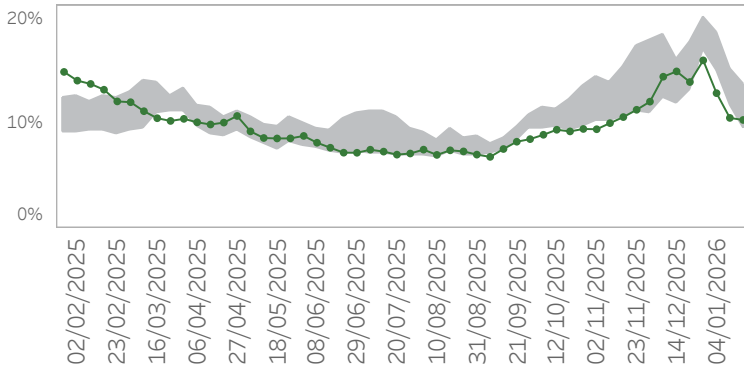
**% Accessi per fascia d'età con SINDROMI RESPIRATORIE**

Fascia d'età	Settimana	2022	2023	2024	2025	2026
0-9	50	42,89%	43,07%	35,31%	40,76%	
	51	45,05%	45,76%	39,16%	38,96%	
	52	48,52%	50,22%	48,24%	45,85%	
	1	35,13%	43,14%	43,08%	42,05%	33,70%
	2	28,72%	33,45%	31,21%	36,00%	26,12%
	3	28,54%	35,44%	31,46%	36,36%	28,79%
10-19	50	9,52%	9,34%	9,38%	13,56%	
	51	11,75%	11,87%	8,92%	11,70%	
	52	13,04%	15,58%	17,45%	14,33%	
	1	11,63%	10,64%	10,20%	13,06%	8,76%
	2	10,83%	7,45%	6,86%	12,12%	7,28%
	3	9,09%	6,94%	7,21%	10,87%	6,38%
20-49	50	7,56%	7,86%	7,46%	8,60%	
	51	7,79%	8,94%	7,98%	8,60%	
	52	8,12%	10,20%	9,69%	8,94%	
	1	10,90%	8,18%	9,30%	10,25%	8,61%
	2	8,58%	7,26%	7,64%	9,68%	7,45%
	3	8,19%	6,74%	6,55%	9,39%	6,28%
50-70	50	9,70%	10,28%	8,73%	9,88%	
	51	10,21%	10,90%	8,65%	10,27%	
	52	10,78%	13,92%	10,08%	11,13%	
	1	15,46%	11,33%	12,65%	11,10%	10,69%
	2	13,55%	9,59%	10,08%	10,94%	9,32%
	3	11,10%	9,23%	8,52%	9,73%	8,66%
70+	50	13,64%	12,28%	10,02%	11,83%	
	51	13,50%	12,74%	10,04%	13,04%	
	52	15,53%	15,04%	11,20%	14,19%	
	1	17,90%	16,03%	15,13%	13,58%	13,85%
	2	16,11%	12,66%	12,40%	13,47%	11,97%
	3	14,53%	12,33%	10,60%	11,46%	10,27%

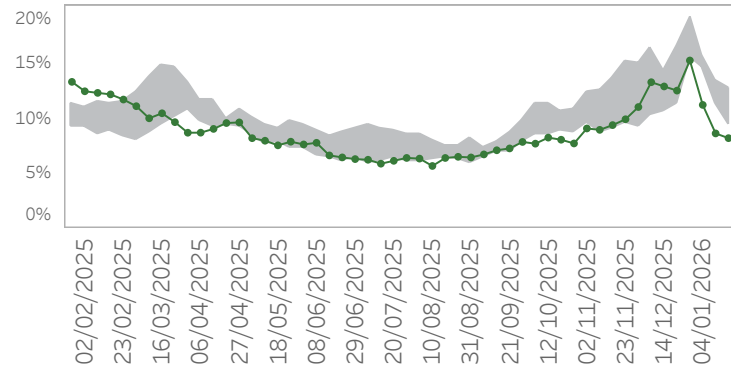
Ultimo giorno di analisi: 18/01/2026

## % Accessi per ATS con SINDROMI RESPIRATORIE

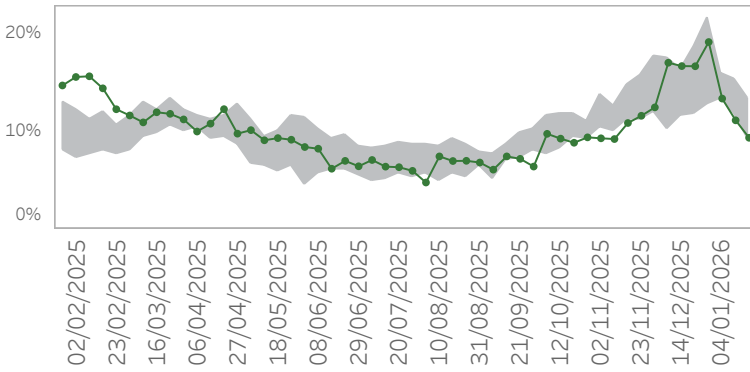
ATS della città Metropolitana di Milano



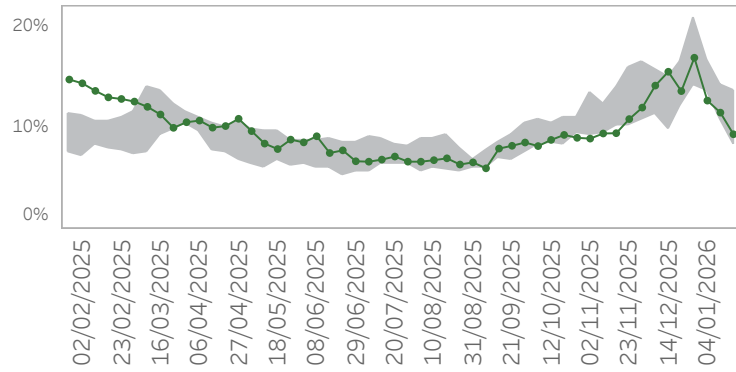
ATS dell'Insubria



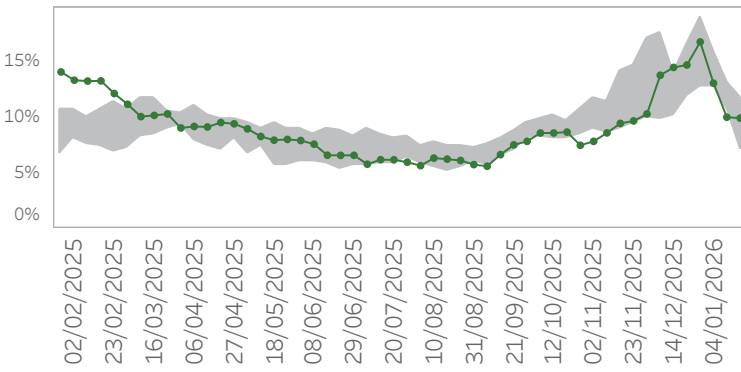
ATS della Montagna



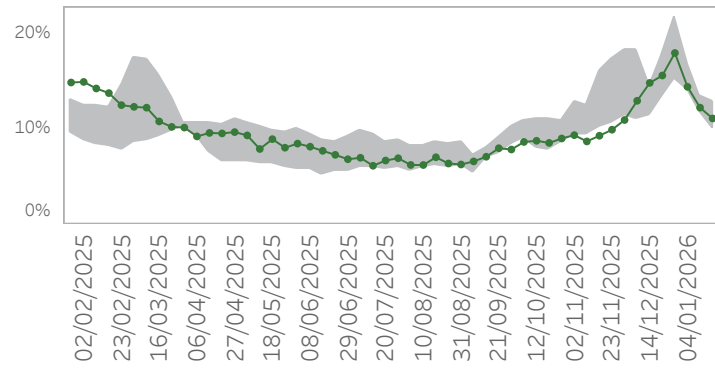
ATS della Brianza



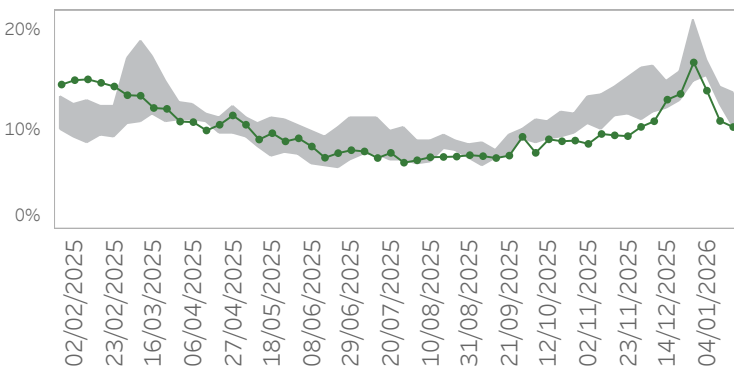
ATS di Bergamo



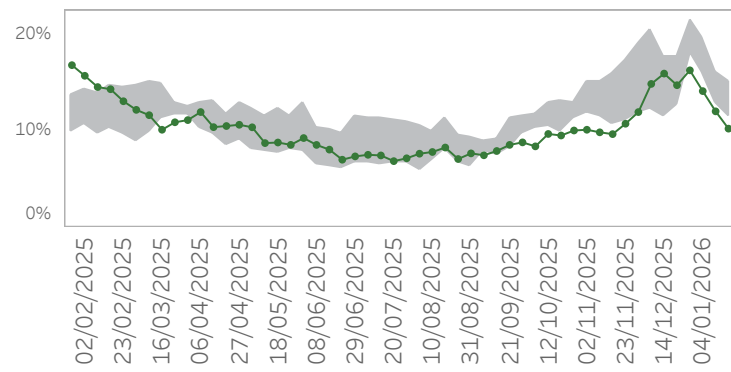
ATS di Brescia



ATS della Val Padana



ATS di Pavia

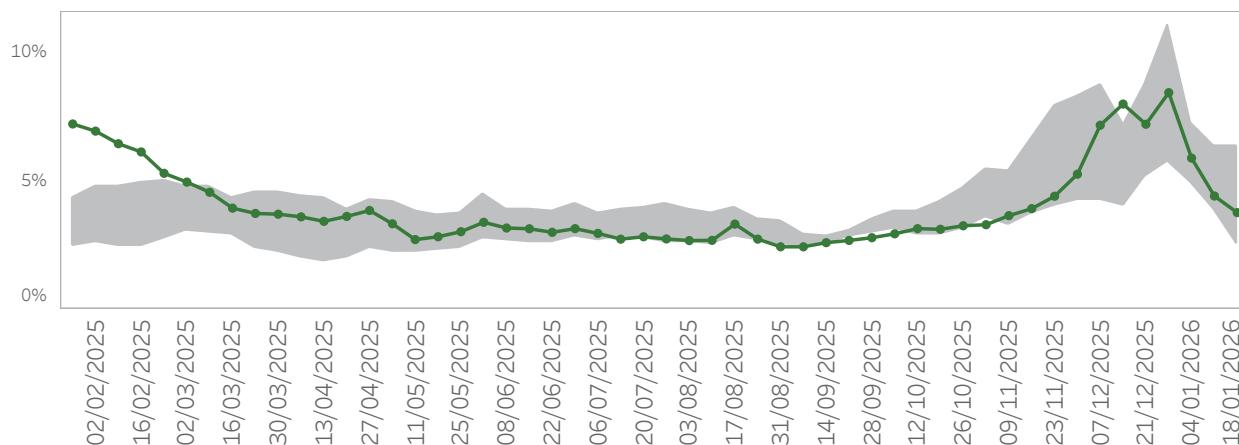


Ultimo giorno di analisi: 18/01/2026

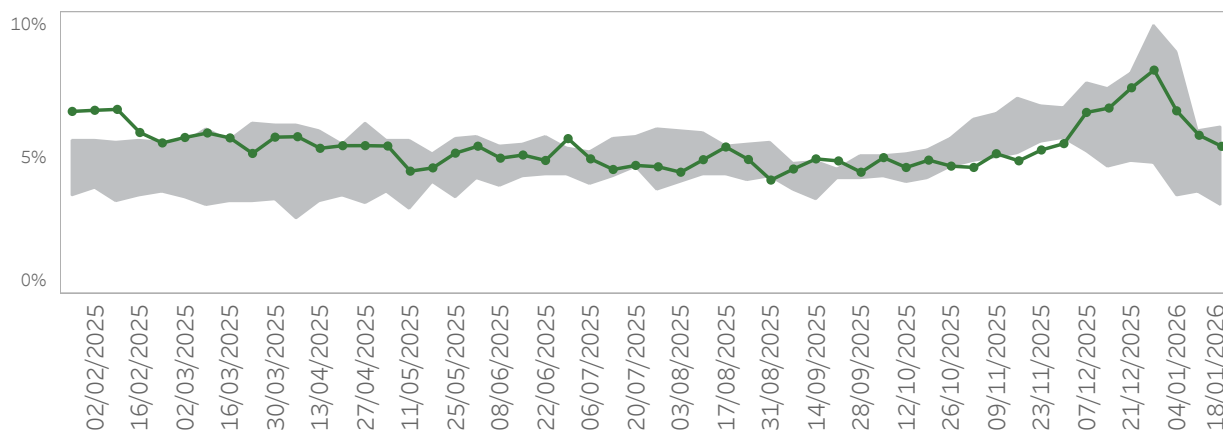
**% Accessi per ATS con SINDROMI RESPIRATORIE**

ATS	Settimana	2022	2023	2024	2025	2026
ATS DELLA CITTA' METROPOLITANA DI MILANO	50	14,62%	15,99%	12,41%	14,88%	
	51	15,86%	17,58%	13,12%	13,87%	
	52	16,88%	20,08%	17,58%	15,92%	
	1	18,61%	14,98%	15,03%	15,59%	12,81%
	2	15,08%	11,69%	11,54%	14,17%	10,47%
	3	13,33%	11,79%	10,63%	13,72%	10,28%
ATS DELL'INSUBRIA	50	12,91%	14,34%	10,61%	12,94%	
	51	14,80%	16,65%	11,30%	12,56%	
	52	16,38%	19,32%	15,62%	15,31%	
	1	15,72%	15,18%	15,06%	14,66%	11,26%
	2	13,03%	12,32%	11,38%	13,42%	8,66%
	3	12,74%	11,78%	9,38%	12,63%	8,23%
ATS DELLA MONTAGNA	50	14,21%	16,35%	11,70%	16,72%	
	51	15,07%	18,78%	12,75%	16,70%	
	52	17,09%	21,74%	15,05%	19,19%	
	1	13,38%	14,44%	16,01%	14,76%	13,39%
	2	13,14%	11,84%	13,68%	15,28%	11,16%
	3	10,20%	12,21%	12,19%	13,31%	9,37%
ATS DELLA BRIANZA	50	13,84%	14,92%	12,51%	15,50%	
	51	14,76%	16,50%	12,09%	13,59%	
	52	16,01%	20,87%	17,75%	16,88%	
	1	13,66%	15,31%	15,47%	16,71%	12,65%
	2	11,50%	10,70%	11,16%	14,11%	11,47%
	3	10,43%	11,11%	9,85%	13,69%	9,34%
ATS DI BERGAMO	50	13,96%	13,73%	10,34%	14,42%	
	51	14,75%	16,42%	11,81%	14,64%	
	52	15,98%	18,81%	15,54%	16,70%	
	1	12,69%	14,56%	15,83%	13,51%	13,01%
	2	10,91%	10,80%	10,57%	13,04%	9,96%
	3	10,17%	10,71%	9,86%	11,70%	9,87%
ATS DI BRESCIA	50	14,27%	14,44%	11,40%	14,79%	
	51	14,94%	17,32%	13,20%	15,56%	
	52	16,88%	21,54%	16,28%	17,91%	
	1	14,09%	14,94%	16,71%	15,36%	14,38%
	2	12,91%	11,92%	11,81%	13,42%	12,20%
	3	11,40%	12,50%	11,58%	12,82%	11,07%
ATS DELLA VAL PADANA	50	14,82%	13,53%	12,26%	13,01%	
	51	14,42%	15,71%	12,81%	13,58%	
	52	16,13%	20,86%	16,17%	16,74%	
	1	15,60%	15,33%	16,87%	15,54%	13,91%
	2	13,03%	12,79%	12,45%	14,26%	10,88%
	3	12,64%	12,85%	11,43%	13,72%	10,27%
ATS DI PAVIA	50	16,52%	17,56%	13,04%	15,90%	
	51	16,32%	17,60%	12,71%	14,70%	
	52	18,45%	21,31%	18,88%	16,24%	
	1	19,53%	16,81%	17,53%	16,12%	14,09%
	2	15,94%	13,27%	12,94%	15,41%	12,01%
	3	14,64%	13,57%	12,87%	15,02%	10,22%

Ultimo giorno di analisi: 18/01/2026

**% Accessi in Pronto Soccorso con ILI**

Settimana	2022	2023	2024	2025	2026
50	6,26%	7,15%	4,60%	7,98%	
51	6,34%	8,75%	5,15%	7,20%	
52	6,95%	11,01%	7,63%	8,43%	
1	4,91%	5,96%	7,23%	7,13%	5,88%
2	3,91%	4,29%	4,52%	6,35%	4,41%
3	3,49%	4,22%	4,13%	6,37%	3,76%

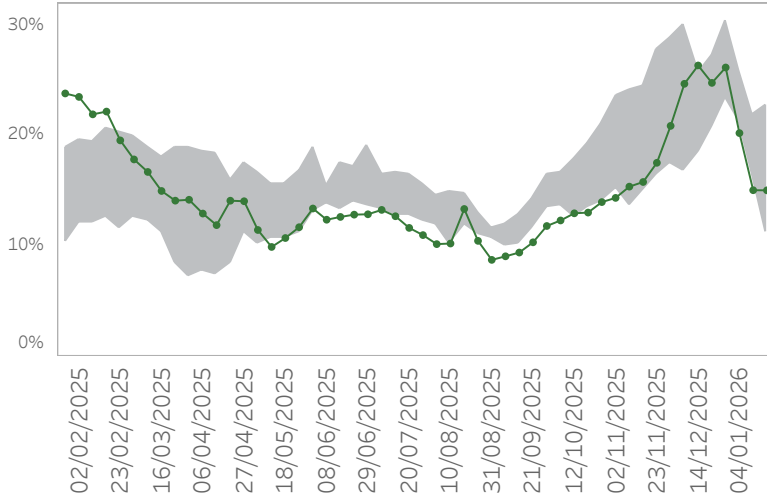
**% di Ricoverati da Pronto Soccorso con ILI**

Settimana	2022	2023	2024	2025	2026
50	6,88%	7,59%	5,71%	6,86%	
51	6,41%	8,13%	5,98%	7,61%	
52	7,28%	9,90%	7,00%	8,26%	
1	3,59%	7,58%	8,88%	7,49%	6,76%
2	3,73%	5,17%	5,77%	6,01%	5,86%
3	3,26%	5,60%	5,30%	6,13%	5,45%

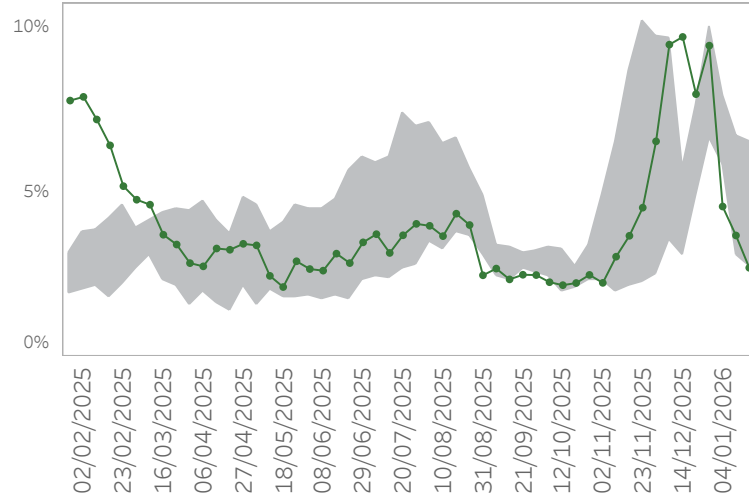
Ultimo giorno di analisi: 18/01/2026

## % Accessi per fascia d'età con ILI

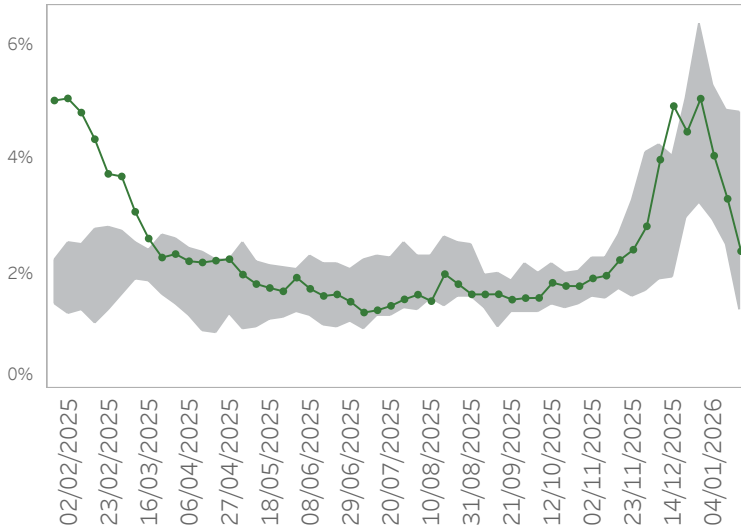
0-9



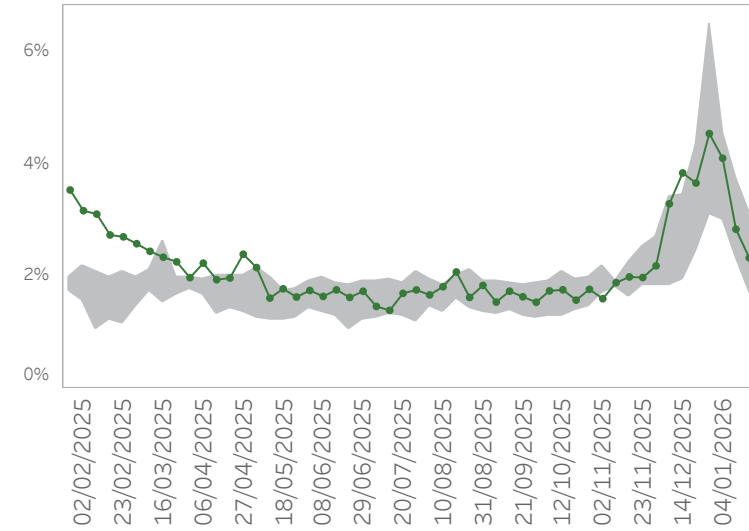
10-19



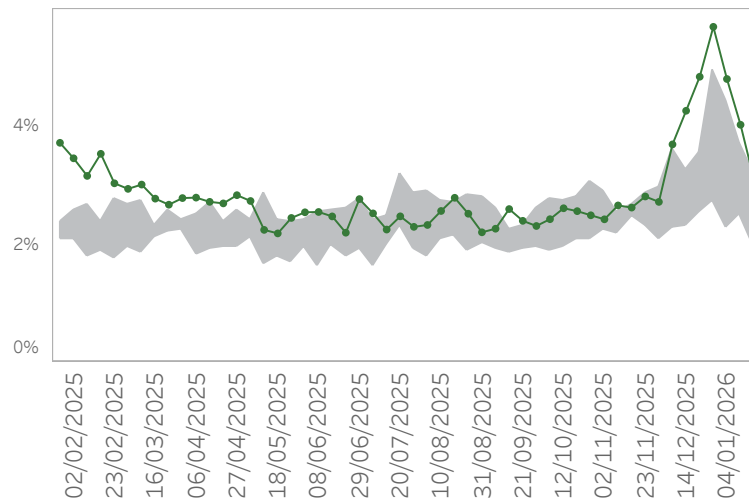
20-49



50-70



70+



Ultimo giorno di analisi: 18/01/2026

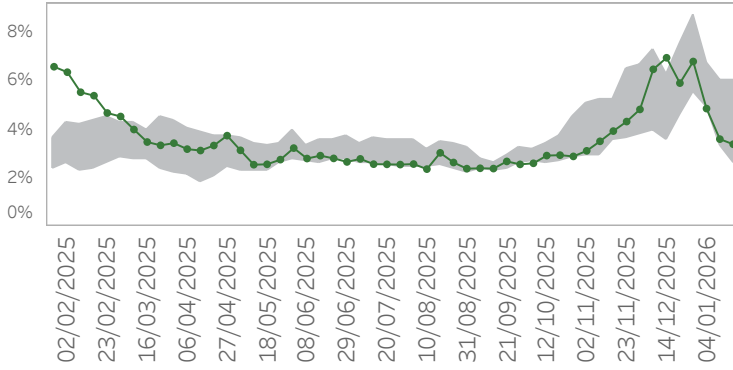
**% Accessi per fascia d'età con ILI**

Fascia d'età	Settimana	2022	2023	2024	2025	2026
0-9	50	25,67%	24,91%	18,46%	26,29%	
	51	24,48%	27,22%	20,72%	24,72%	
	52	26,73%	30,33%	24,13%	26,11%	
	1	21,26%	24,75%	25,79%	23,90%	20,19%
	2	16,47%	18,19%	16,95%	21,88%	15,04%
	3	16,68%	18,08%	17,14%	22,67%	15,03%
10-19	50	5,56%	5,66%	4,71%	9,67%	
	51	6,33%	7,59%	4,86%	7,94%	
	52	7,91%	9,74%	9,99%	9,41%	
	1	5,85%	5,91%	5,79%	7,88%	4,54%
	2	4,53%	3,36%	3,07%	6,65%	3,67%
	3	3,65%	2,96%	3,29%	6,49%	2,69%
20-49	50	3,35%	4,04%	2,60%	4,93%	
	51	3,29%	5,04%	2,98%	4,48%	
	52	3,23%	6,37%	4,89%	5,06%	
	1	3,22%	2,93%	4,59%	5,28%	4,06%
	2	2,51%	2,56%	3,31%	4,86%	3,31%
	3	2,16%	2,22%	2,38%	4,81%	2,40%
50-70	50	2,52%	3,44%	2,32%	3,84%	
	51	2,67%	4,32%	2,44%	3,66%	
	52	3,09%	6,49%	3,50%	4,54%	
	1	2,99%	3,15%	4,52%	4,04%	4,10%
	2	2,37%	2,31%	2,95%	3,71%	2,84%
	3	1,71%	2,25%	2,33%	3,10%	2,33%
70+	50	3,25%	2,99%	2,42%	4,27%	
	51	3,26%	3,55%	2,65%	4,85%	
	52	3,61%	4,97%	3,43%	5,70%	
	1	2,29%	3,94%	4,43%	4,08%	4,81%
	2	2,52%	3,06%	3,10%	3,73%	4,03%
	3	1,99%	2,68%	2,75%	3,24%	3,09%

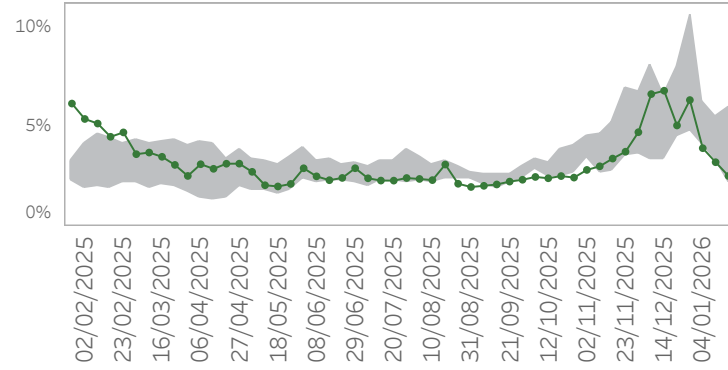
Ultimo giorno di analisi: 18/01/2026

## % Accessi per ATS con ILI

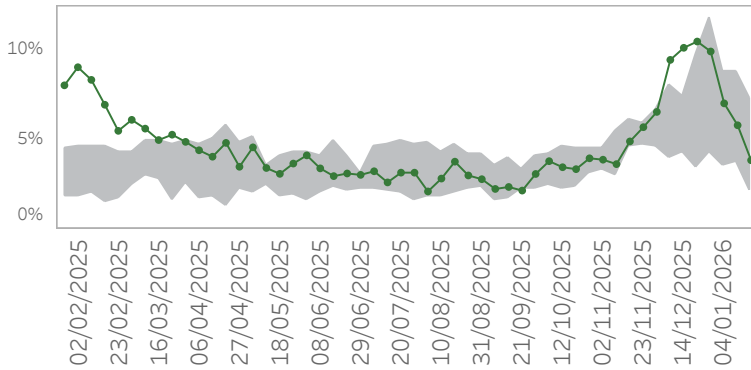
### ATS della città Metropolitana di Milano



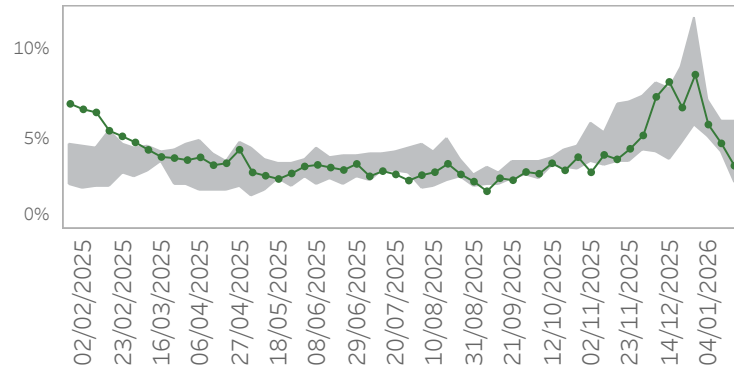
### ATS dell'Insubria



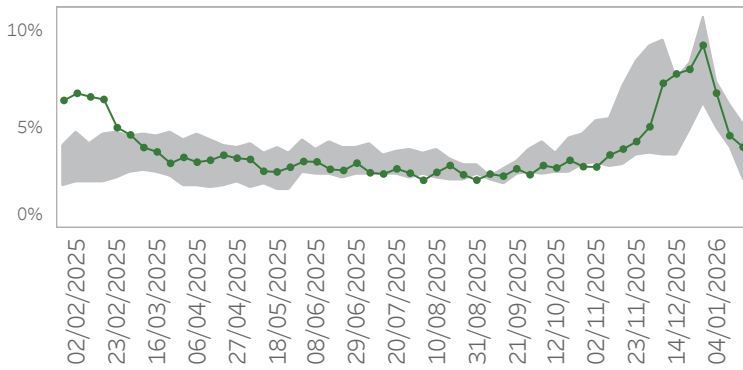
### ATS della Montagna



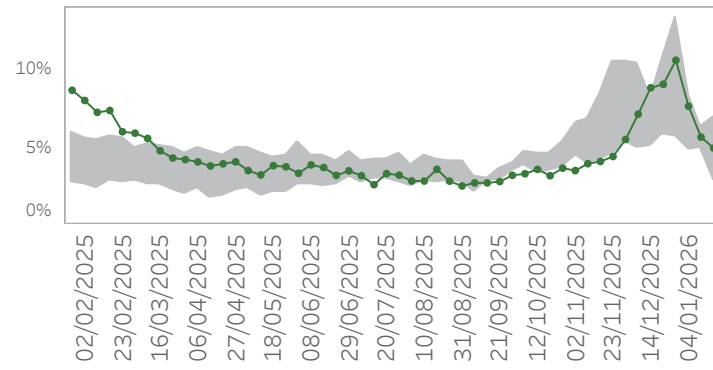
### ATS della Brianza



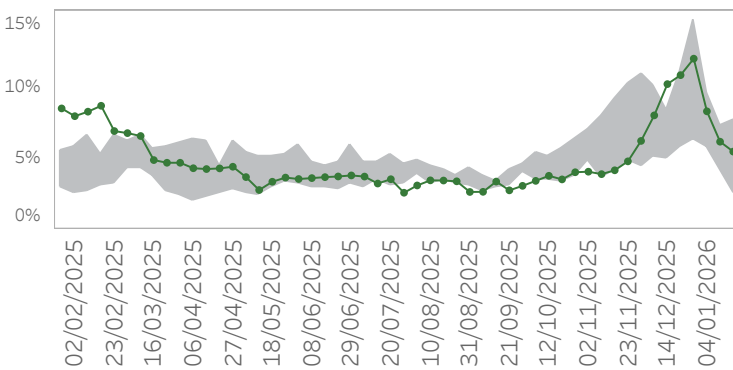
### ATS di Bergamo



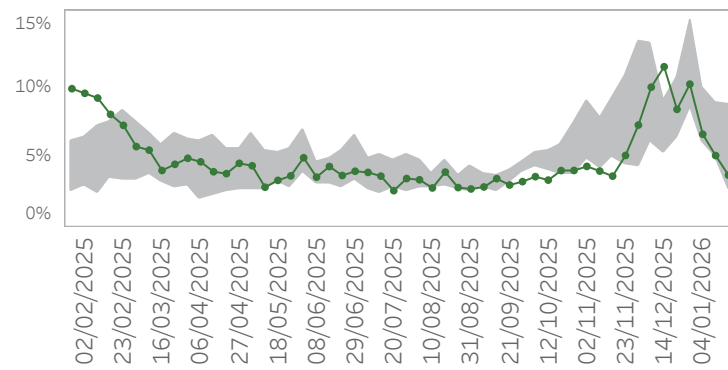
### ATS di Brescia



### ATS della Val Padana



### ATS di Pavia

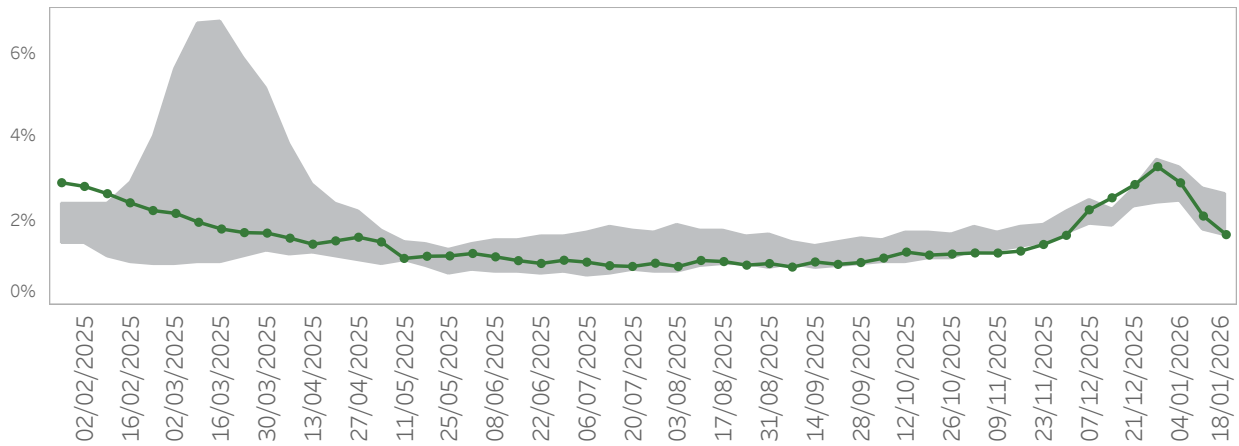


Ultimo giorno di analisi: 18/01/2026

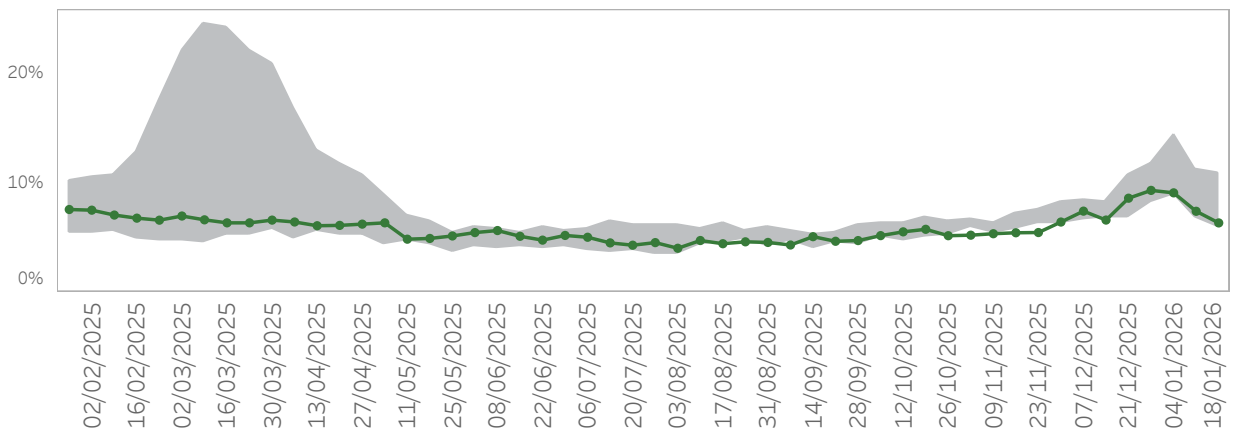
## % Accessi per ATS con ILI

ATS	Settimana	2022	2023	2024	2025	2026
ATS DELLA CITTA' METROPOLITANA DI MILANO	50	4,97%	6,25%	4,44%	6,97%	
	51	5,18%	7,55%	4,59%	5,92%	
	52	5,95%	8,76%	7,05%	6,82%	
	1	4,91%	5,04%	6,22%	6,74%	4,87%
	2	3,32%	3,66%	3,83%	6,03%	3,61%
	3	3,31%	3,60%	3,52%	6,02%	3,40%
ATS DELL'INSUBRIA	50	5,29%	6,50%	3,70%	6,78%	
	51	5,75%	7,99%	4,52%	5,05%	
	52	6,15%	10,60%	6,54%	6,32%	
	1	4,09%	5,24%	6,19%	5,55%	3,91%
	2	3,37%	3,81%	4,30%	5,51%	3,21%
	3	2,91%	3,54%	2,97%	5,92%	2,52%
ATS DELLA MONTAGNA	50	5,41%	7,35%	5,64%	10,03%	
	51	4,94%	9,68%	6,07%	10,38%	
	52	6,09%	11,73%	8,29%	9,83%	
	1	3,54%	4,94%	8,72%	7,45%	6,96%
	2	3,68%	3,90%	6,04%	8,72%	5,74%
	3	2,82%	3,93%	4,67%	7,27%	3,81%
ATS DELLA BRIANZA	50	6,92%	7,78%	4,74%	8,12%	
	51	5,88%	8,89%	4,70%	6,71%	
	52	6,59%	11,70%	7,48%	8,52%	
	1	5,09%	6,34%	7,05%	7,07%	5,77%
	2	4,21%	4,30%	4,63%	5,88%	4,73%
	3	3,41%	3,69%	3,85%	5,95%	3,49%
ATS DI BERGAMO	50	7,17%	7,53%	3,77%	7,79%	
	51	7,44%	8,31%	4,93%	8,02%	
	52	7,73%	10,60%	7,54%	9,24%	
	1	4,99%	6,71%	7,36%	6,78%	6,82%
	2	4,06%	4,52%	4,35%	6,16%	4,68%
	3	2,70%	4,60%	4,11%	5,18%	4,10%
ATS DI BRESCIA	50	7,22%	8,12%	5,35%	8,83%	
	51	7,56%	10,60%	6,35%	9,06%	
	52	8,07%	13,33%	8,45%	10,61%	
	1	4,88%	7,29%	8,24%	7,93%	7,65%
	2	5,08%	5,18%	4,91%	6,36%	5,65%
	3	4,08%	5,04%	5,63%	6,99%	4,94%
ATS DELLA VAL PADANA	50	8,47%	8,41%	5,31%	10,28%	
	51	8,07%	11,10%	6,57%	10,91%	
	52	8,00%	14,72%	8,53%	12,08%	
	1	5,79%	6,80%	9,67%	8,65%	8,36%
	2	4,16%	5,17%	5,94%	7,30%	6,21%
	3	4,48%	5,72%	5,64%	7,73%	5,51%
ATS DI PAVIA	50	9,05%	9,04%	5,72%	11,47%	
	51	8,81%	10,71%	6,48%	8,43%	
	52	10,46%	14,71%	10,96%	10,23%	
	1	6,09%	7,43%	9,16%	9,99%	6,66%
	2	5,04%	5,96%	6,16%	8,95%	5,14%
	3	5,06%	6,10%	5,50%	8,80%	3,74%

Ultimo giorno di analisi: 18/01/2026

**% Accessi in Pronto Soccorso con POLMONITI**

Settimana	2022	2023	2024	2025	2026
50	2,25%	2,27%	2,03%	2,56%	
51	2,35%	2,77%	2,31%	2,88%	
52	2,41%	3,45%	2,74%	3,30%	
1	3,28%	2,47%	3,19%	3,05%	2,92%
2	2,69%	1,77%	2,13%	2,79%	2,13%
3	2,32%	1,68%	1,63%	2,63%	1,68%

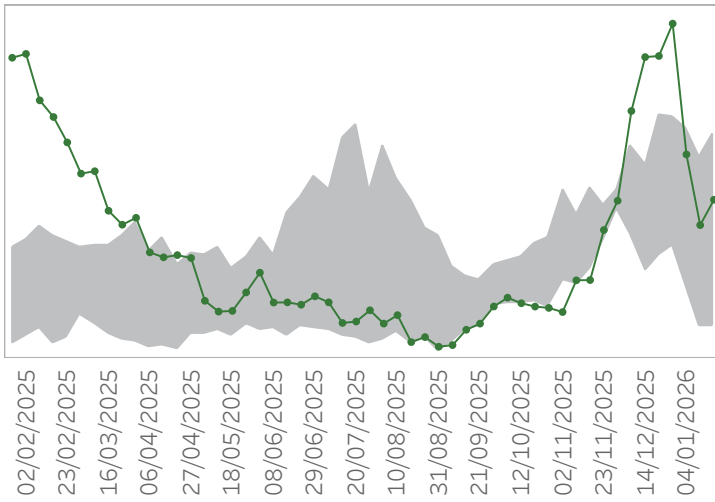
**% di Ricoverati da Pronto Soccorso con POLMONITI**

Settimana	2022	2023	2024	2025	2026
50	7,68%	8,25%	6,88%	6,59%	
51	8,01%	9,09%	6,75%	8,58%	
52	8,38%	10,42%	8,14%	9,29%	
1	14,31%	8,92%	10,47%	9,02%	9,07%
2	11,14%	6,79%	7,47%	7,95%	7,39%
3	10,56%	6,48%	5,90%	7,47%	6,33%

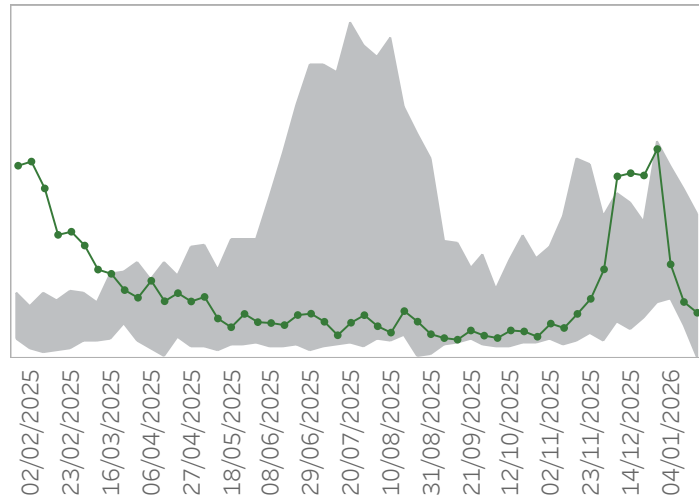
Ultimo giorno di analisi: 18/01/2026

## % Accessi per fascia d'età con POLMONITI

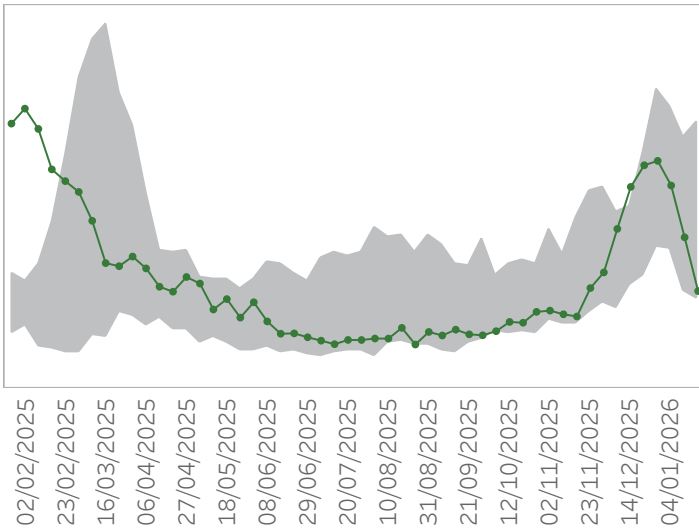
0-9



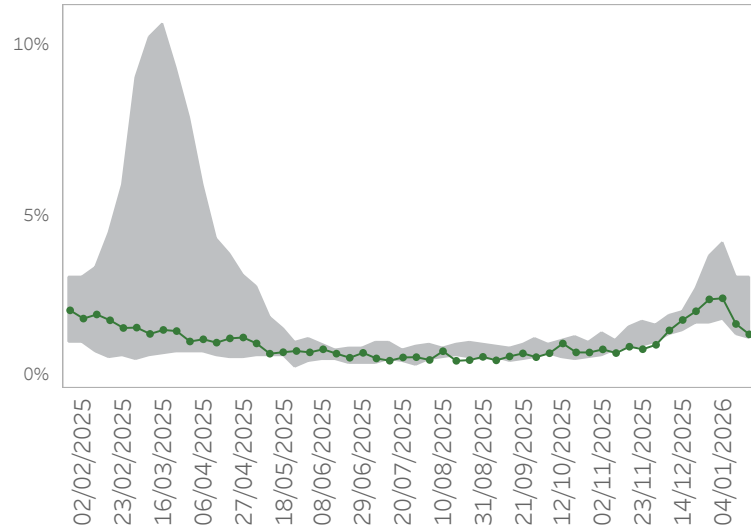
10-19



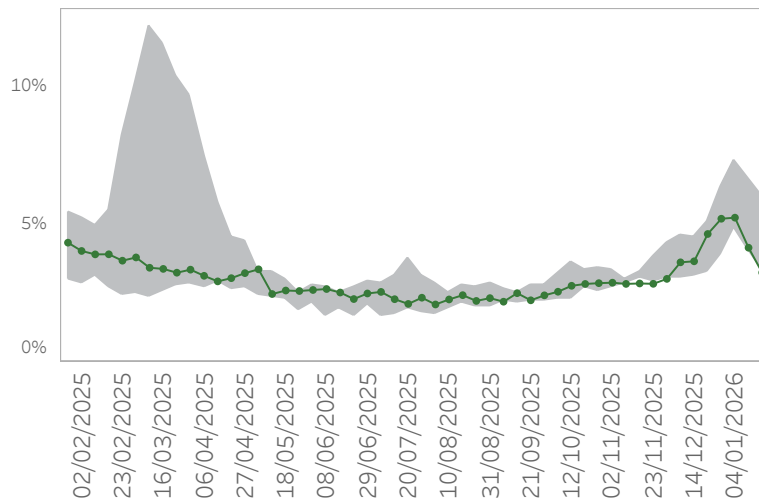
20-49



50-70



70+



Ultimo giorno di analisi: 18/01/2026

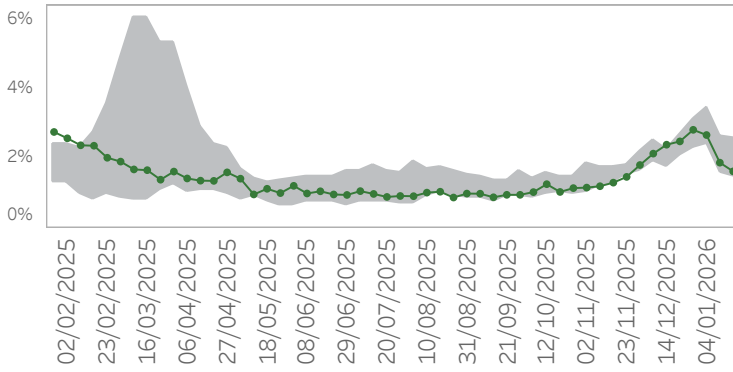
**% Accessi per fascia d'età con POLMONITI**

Fascia d'età	Settimana	2022	2023	2024	2025	2026
0-9	50	2,39%	2,84%	2,70%	4,44%	
	51	2,59%	3,40%	3,58%	4,45%	
	52	2,44%	3,55%	3,26%	4,93%	
	1	1,07%	1,96%	3,29%	3,39%	3,01%
	2	0,47%	1,13%	1,61%	2,96%	1,97%
	3	0,52%	1,56%	1,59%	3,31%	2,34%
10-19	50	1,05%	0,86%	1,59%	1,89%	
	51	1,00%	1,28%	1,39%	1,87%	
	52	1,05%	1,66%	2,20%	2,13%	
	1	0,60%	0,77%	0,93%	1,96%	0,96%
	2	0,33%	0,46%	0,38%	1,71%	0,58%
	3	0,29%	0,31%	0,58%	1,46%	0,47%
20-49	50	1,15%	1,30%	1,36%	1,52%	
	51	1,13%	1,78%	1,64%	1,68%	
	52	1,07%	2,25%	1,98%	1,71%	
	1	1,06%	1,06%	1,78%	2,13%	1,53%
	2	0,74%	0,78%	1,31%	1,89%	1,14%
	3	0,68%	0,73%	0,85%	2,01%	0,73%
50-70	50	1,70%	2,08%	1,70%	2,00%	
	51	1,97%	2,57%	1,90%	2,26%	
	52	1,91%	3,83%	2,30%	2,60%	
	1	4,24%	2,00%	3,27%	2,55%	2,64%
	2	3,23%	1,56%	2,01%	2,58%	1,89%
	3	2,59%	1,44%	1,45%	2,19%	1,59%
70+	50	4,49%	3,86%	3,13%	3,65%	
	51	4,47%	4,27%	3,27%	4,64%	
	52	4,87%	5,06%	3,91%	5,20%	
	1	7,31%	5,44%	5,70%	4,90%	5,24%
	2	6,68%	4,11%	4,29%	4,55%	4,15%
	3	6,02%	3,88%	3,41%	4,07%	3,24%

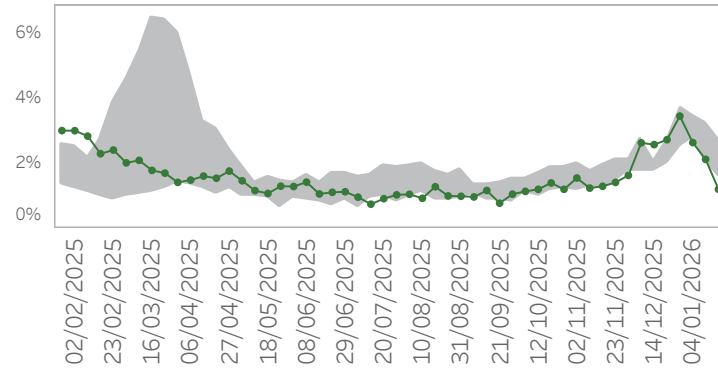
Ultimo giorno di analisi: **18/01/2026**

## % Accessi per ATS con POLMONITI

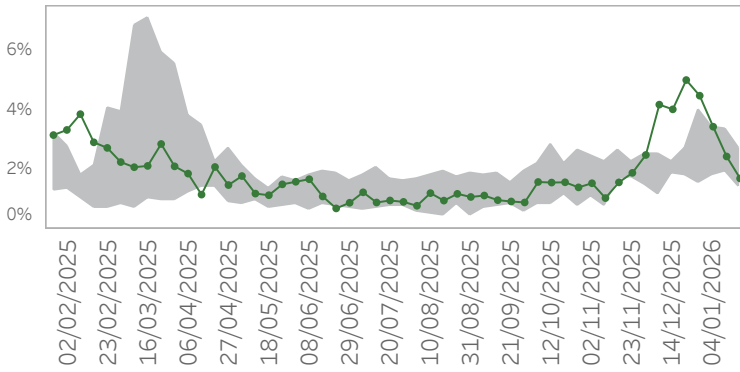
### ATS della città Metropolitana di Milano



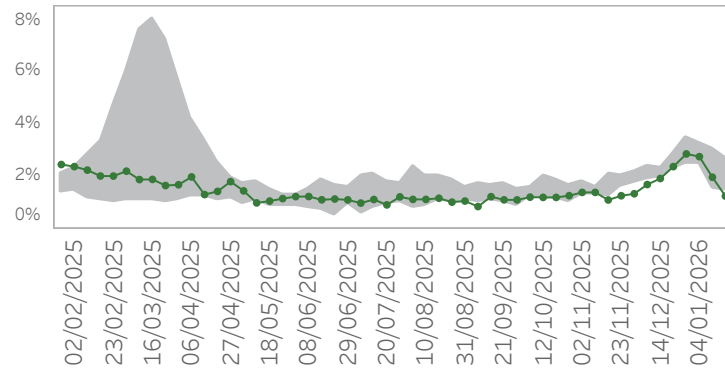
### ATS dell'Insubria



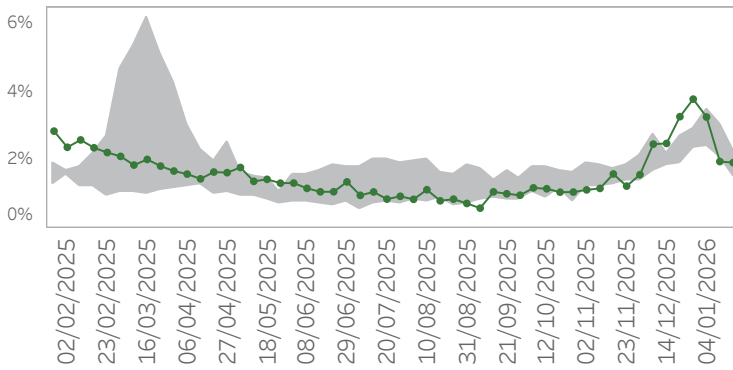
### ATS della Montagna



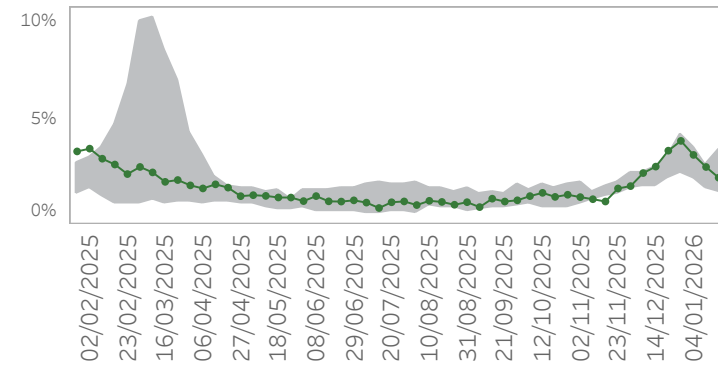
### ATS della Brianza



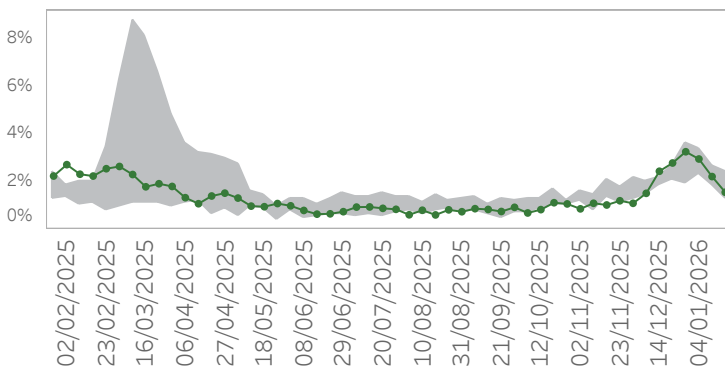
### ATS di Bergamo



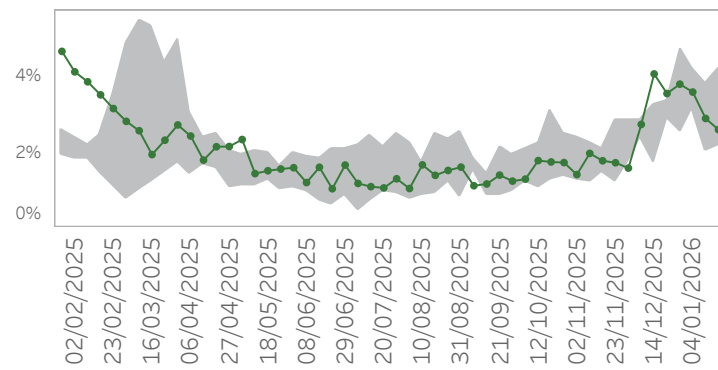
### ATS di Brescia



### ATS della Val Padana



### ATS di Pavia



Ultimo giorno di analisi: 18/01/2026

**% Accessi per ATS con POLMONITI**

ATS	Settimana	2022	2023	2024	2025	2026
ATS DELLA CITTA' METROPOLITANA DI MILANO	50	2,23%	2,21%	2,02%	2,38%	
	51	2,26%	2,67%	2,09%	2,47%	
	52	2,30%	3,03%	2,58%	2,80%	
	1	3,45%	2,37%	2,80%	2,93%	2,65%
	2	2,64%	1,59%	1,91%	2,56%	1,87%
	3	2,30%	1,66%	1,48%	2,55%	1,62%
ATS DELL'INSUBRIA	50	2,02%	1,99%	1,78%	2,57%	
	51	2,30%	2,70%	1,98%	2,72%	
	52	2,52%	3,68%	2,52%	3,45%	
	1	3,49%	2,84%	3,08%	2,79%	2,63%
	2	2,60%	2,08%	2,41%	3,21%	2,12%
	3	2,34%	1,85%	1,60%	2,73%	1,20%
ATS DELLA MONTAGNA	50	2,25%	2,26%	2,29%	4,03%	
	51	2,25%	2,55%	2,69%	5,02%	
	52	2,46%	3,99%	2,78%	4,50%	
	1	1,79%	2,58%	3,43%	3,36%	3,45%
	2	2,78%	1,93%	2,80%	3,37%	2,45%
	3	1,44%	2,01%	1,74%	2,69%	1,71%
ATS DELLA BRIANZA	50	2,30%	2,21%	2,10%	1,90%	
	51	2,52%	2,79%	2,23%	2,35%	
	52	2,44%	3,45%	2,71%	2,83%	
	1	3,25%	2,44%	3,19%	3,23%	2,73%
	2	3,05%	1,49%	2,05%	2,31%	1,95%
	3	2,55%	1,65%	1,47%	2,29%	1,24%
ATS DI BERGAMO	50	2,19%	2,08%	2,14%	2,49%	
	51	2,71%	2,51%	2,22%	3,27%	
	52	2,80%	2,93%	2,54%	3,79%	
	1	3,24%	2,43%	3,46%	2,92%	3,26%
	2	2,33%	2,11%	2,08%	3,02%	1,96%
	3	2,15%	1,64%	1,52%	2,24%	1,93%
ATS DI BRESCIA	50	2,20%	2,68%	1,94%	2,73%	
	51	2,19%	3,19%	2,80%	3,48%	
	52	2,44%	4,24%	2,96%	3,94%	
	1	3,21%	2,20%	3,61%	3,14%	3,28%
	2	2,76%	1,70%	2,31%	2,76%	2,71%
	3	2,43%	1,50%	1,98%	3,08%	2,21%
ATS DELLA VAL PADANA	50	2,15%	2,06%	1,84%	2,43%	
	51	2,08%	2,61%	2,51%	2,77%	
	52	1,95%	3,61%	2,52%	3,24%	
	1	3,23%	2,29%	3,34%	2,87%	2,94%
	2	2,27%	1,92%	1,81%	2,62%	2,21%
	3	2,21%	1,43%	1,31%	2,40%	1,56%
ATS DI PAVIA	50	3,23%	3,19%	2,71%	4,06%	
	51	2,90%	3,37%	3,30%	3,55%	
	52	2,52%	4,12%	4,71%	3,79%	
	1	3,14%	3,17%	4,19%	4,21%	3,58%
	2	3,58%	2,03%	2,80%	3,82%	2,89%
	3	2,70%	2,19%	2,87%	3,62%	2,59%