

SORVEGLIANZA ACCESSI PRONTO SOCCORSO

Nota metodologica

Il presente report mostra i dati relativi al numero di accessi settimanali nei Pronto Soccorso di Regione Lombardia; vengono riportati gli accessi totali e classificati in base alla diagnosi alla dimissione e suddivisi per fascia di età ed ATS di afferenza del Pronto Soccorso. La fonte dei dati è il flusso EUOL (Emergenze Urgenze Online).

Sulla base della diagnosi attribuita alla dimissione del Pronto Soccorso (codifica ICD-9CM) gli accessi sono stati suddivisi in:

1. Diagnosi di **sindromi respiratorie**
2. Diagnosi di **sindromi simi-influenzali (influenza-like illness, ILI)**
3. Diagnosi di **polmoniti**

Il framework utilizzato per la classificazione degli accessi è quello proposto dai Centers for Disease Control and Prevention (U.S. CDC), integrato con i codici relativi al COVID-19.

Si sottolinea inoltre che il flusso EUOL proveniente dai Pronto Soccorso dell'ATS PAVIA – Fondazione IRCCS Policlinico San Matteo, ASST PAVIA (Ospedale di Voghera e Vigevano) – presentano alcuni dati mancanti per le settimane n° 29-49 del 2023, pertanto i grafici relativi agli accessi suddivisi per ATS mostrano una flessione nel numero di accessi relativamente al periodo indicato.

Grafici rappresentati

Nei grafici la linea **verde** (denominata "Valore Attuale") mostra il dato relativo alla settimana riportata sull'asse x. L'area in **grigio** rappresenta i valori relativi alla stessa settimana nei 4 anni precedenti ordinati dal minimo al massimo.

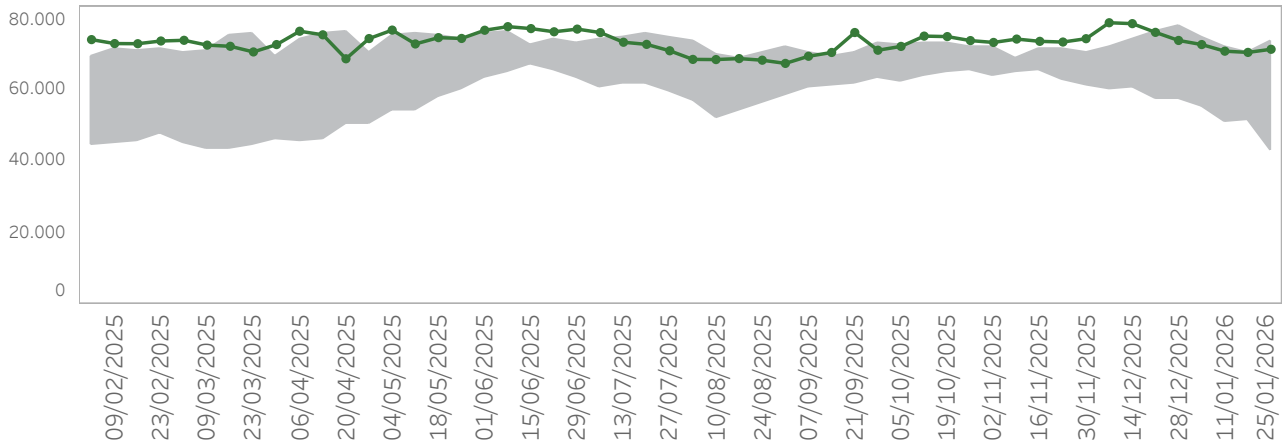
Codifica delle settimane rappresentate:

Settimana	Inizio	Fine
1	29/12/2025	04/01/2026
2	05/01/2026	11/01/2026
3	12/01/2026	18/01/2026
4	19/01/2026	25/01/2026

1. ACCESSI TOTALI

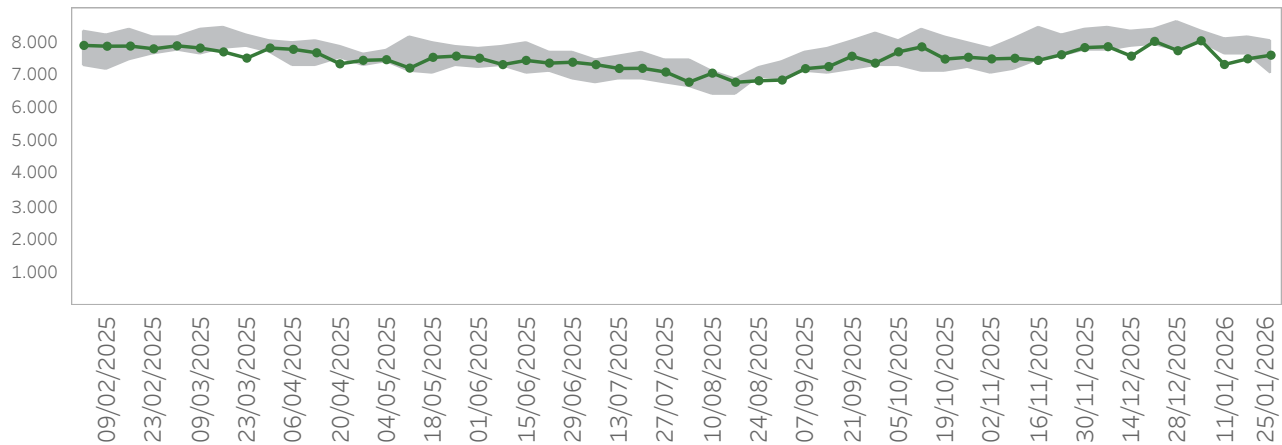
Ultimo giorno di analisi: 25/01/2026

Accessi Totali in Pronto Soccorso



Settimana	2022	2023	2024	2025	2026
51	61.245	76.057	70.946	75.920	
52	63.397	77.834	73.327	73.661	
1	54.929	65.074	68.742	74.214	72.512
2	51.000	62.449	63.644	71.977	70.663
3	51.499	61.739	64.609	70.241	70.324
4	52.309	63.222	66.957	73.229	71.194

Ricoveri Totali da Pronto Soccorso

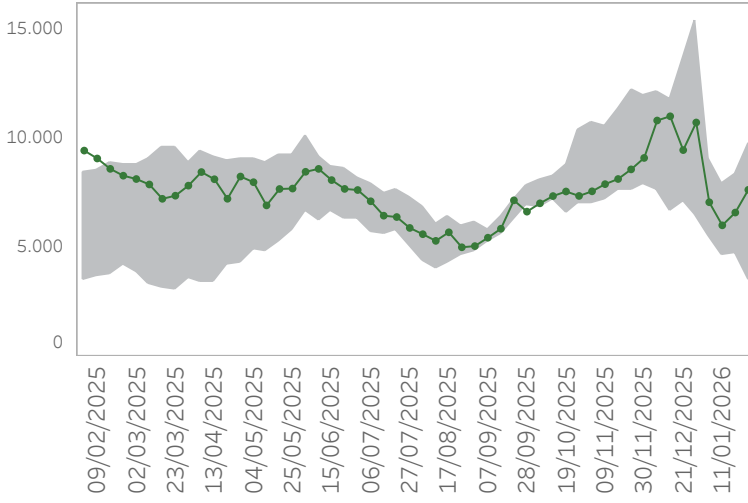


Settimana	2022	2023	2024	2025	2026
51	8.249	8.396	7.925	8.043	
52	8.611	8.384	7.740	7.758	
1	7.990	8.351	8.213	8.103	8.060
2	7.849	8.097	7.656	7.700	7.339
3	7.634	8.158	7.893	7.715	7.512
4	7.722	7.988	7.802	8.027	7.622

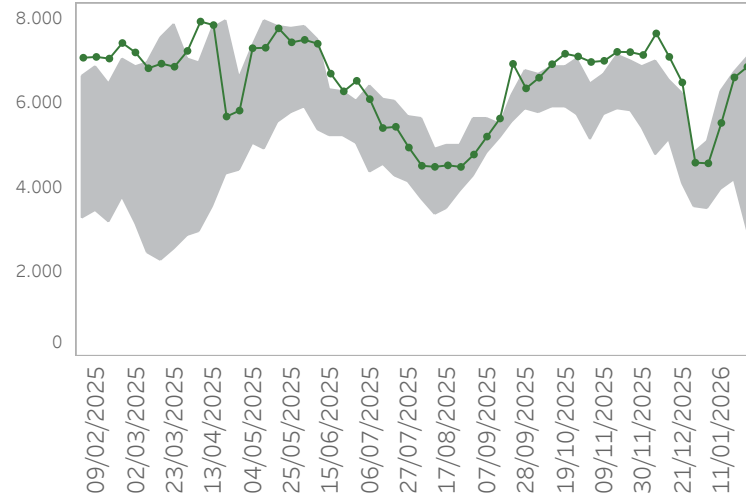
Ultimo giorno di analisi: 25/01/2026

Accessi Totali per fascia d'età

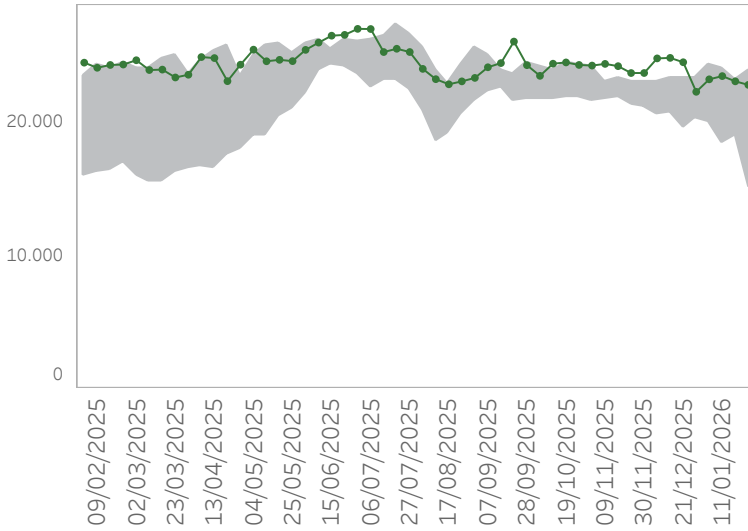
0-9



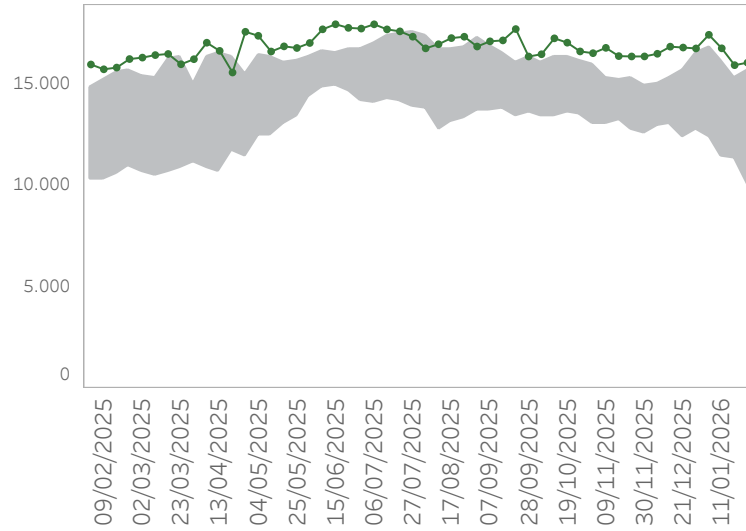
10-19



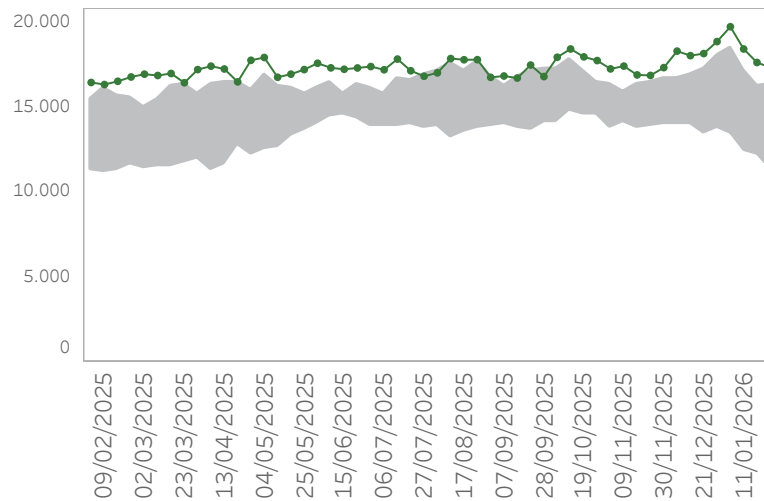
20-49



50-70



70+



Ultimo giorno di analisi: 25/01/2026

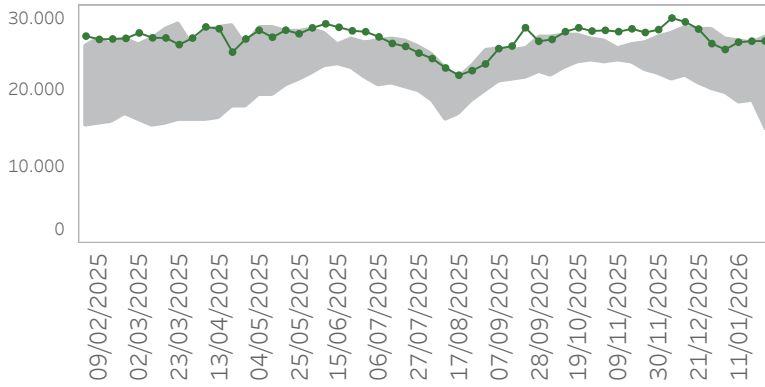
Accessi Totali per fascia d'età

Fascia d'età	Settimana	2022	2023	2024	2025	2026
0-9	51	8.562	13.686	8.807	9.432	
	52	9.099	15.341	11.650	10.692	
	1	5.494	7.546	8.471	8.975	7.053
	2	4.652	6.392	6.401	7.851	5.999
	3	4.765	7.069	6.933	8.347	6.582
	4	4.540	7.881	7.669	9.711	7.618
10-19	51	4.485	5.703	6.209	6.489	
	52	3.805	4.530	4.815	4.592	
	1	3.490	4.164	4.303	5.061	4.577
	2	3.933	5.412	5.481	6.254	5.532
	3	4.160	5.736	6.044	6.732	6.609
	4	4.402	5.884	6.383	7.074	6.860
20-49	51	19.623	23.325	22.856	24.575	
	52	20.389	23.321	22.497	22.350	
	1	20.106	21.885	23.383	24.418	23.290
	2	18.535	21.525	21.971	24.184	23.532
	3	18.994	20.948	22.014	23.212	23.138
	4	19.173	21.310	22.933	23.925	22.872
50-70	51	13.074	15.731	15.381	16.826	
	52	14.157	16.557	15.883	16.782	
	1	12.426	15.059	15.960	16.870	17.454
	2	11.479	13.890	14.501	16.148	16.788
	3	11.377	13.449	14.483	15.340	15.957
	4	11.593	13.480	14.486	15.713	16.080
70+	51	15.482	17.271	17.297	18.134	
	52	15.922	17.764	18.079	18.838	
	1	13.394	16.405	16.417	18.478	19.711
	2	12.391	15.220	15.135	17.158	18.403
	3	12.192	14.530	14.910	16.207	17.610
	4	12.588	14.653	15.275	16.401	17.314

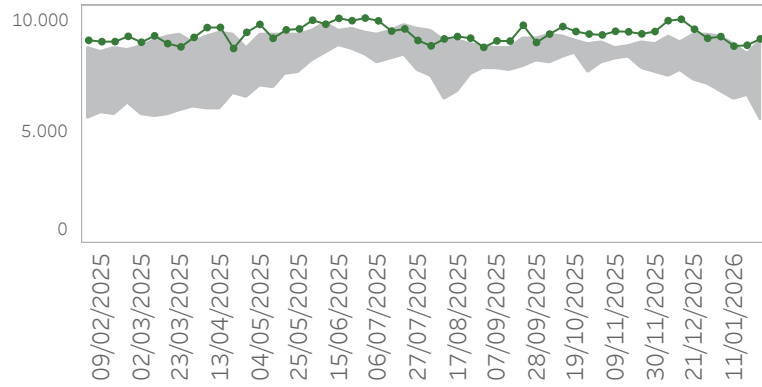
Ultimo giorno di analisi: 25/01/2026

Accessi Totali per ATS

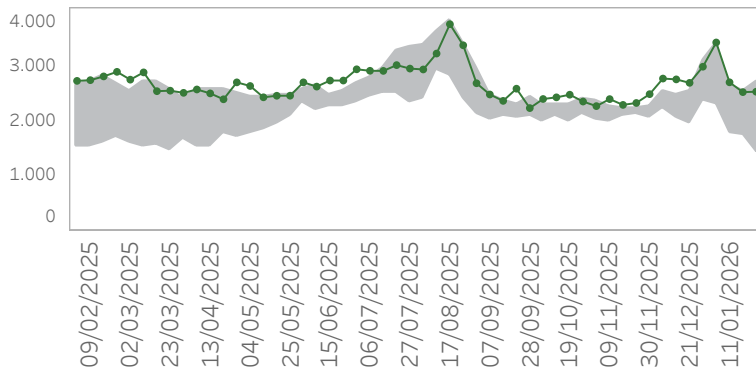
ATS della città Metropolitana di Milano



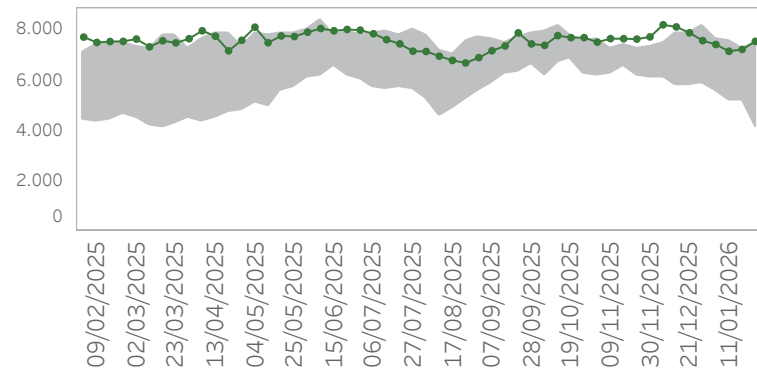
ATS dell'Insubria



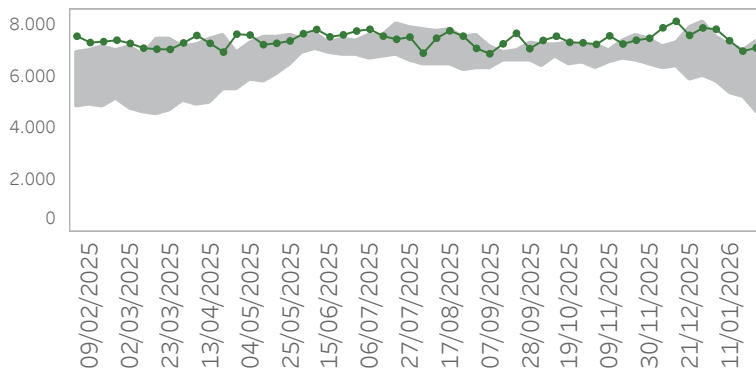
ATS della Montagna



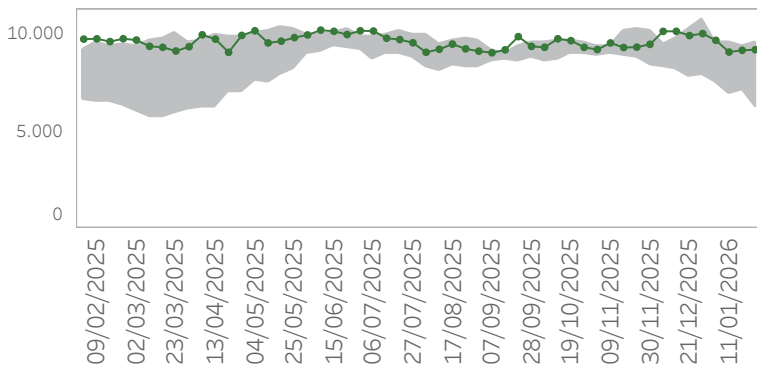
ATS della Brianza



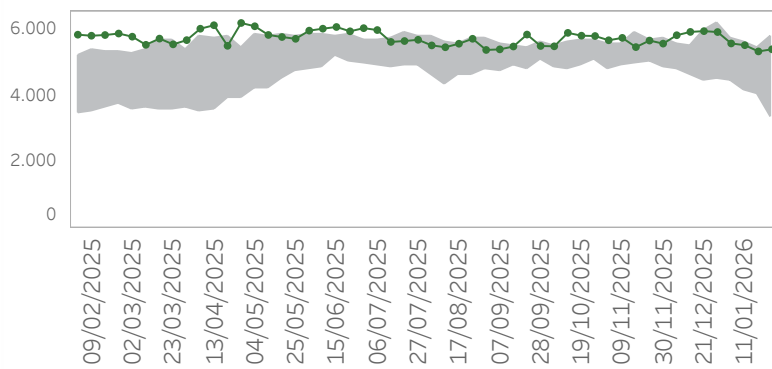
ATS di Bergamo



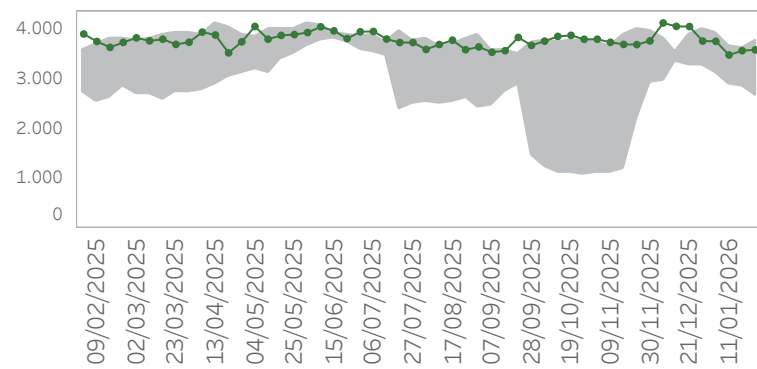
ATS di Brescia



ATS della Val Padana



ATS di Pavia



Ultimo giorno di analisi: 25/01/2026

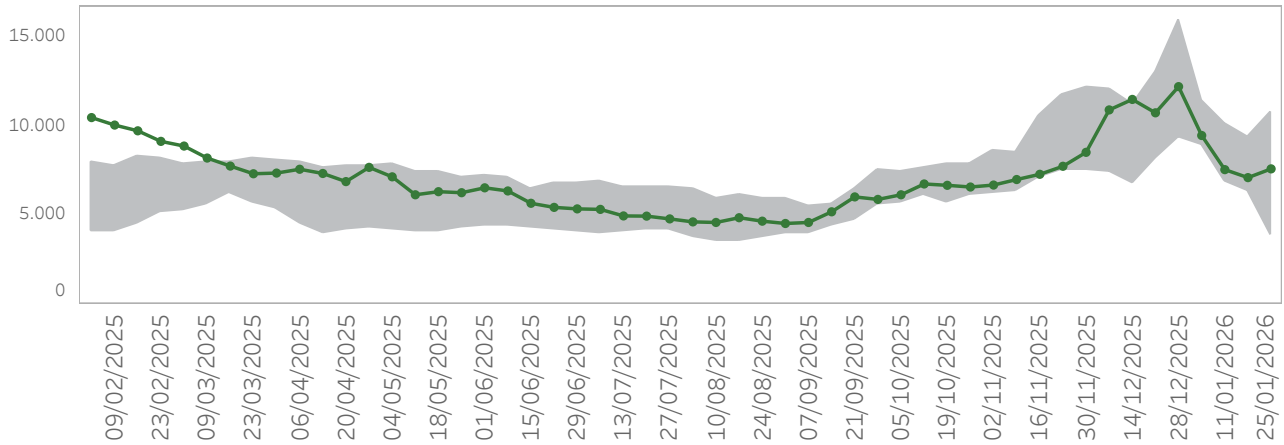
Accessi Totali per ATS

ATS	Settimana	2022	2023	2024	2025	2026
ATS DELLA CITTA' METROPOLITANA DI MILANO	51	21.696	28.094	26.844	28.114	
	52	22.001	28.074	26.564	26.207	
	1	19.501	22.681	25.165	26.941	25.442
	2	18.286	22.587	24.142	26.671	26.392
	3	18.632	22.344	24.150	26.435	26.530
	4	18.565	22.252	24.951	27.229	26.554
ATS DELL'INSUBRIA	51	7.913	9.412	8.975	9.639	
	52	8.081	9.419	9.382	9.233	
	1	6.799	8.276	8.120	9.283	9.308
	2	6.430	7.981	7.537	8.940	8.880
	3	6.624	7.766	7.955	8.509	8.919
	4	6.780	8.154	8.424	9.101	9.205
ATS DELLA MONTAGNA	51	2.044	2.551	2.454	2.688	
	52	2.727	3.086	2.990	2.981	
	1	2.287	2.714	2.948	3.422	3.421
	2	1.765	2.129	2.318	2.638	2.698
	3	1.736	2.138	2.354	2.531	2.520
	4	1.927	2.218	2.575	2.715	2.527
ATS DELLA BRIANZA	51	5.799	7.881	7.347	7.904	
	52	6.265	8.163	7.571	7.591	
	1	5.562	6.767	7.074	7.648	7.438
	2	5.183	6.517	6.525	7.569	7.167
	3	5.217	6.374	6.804	7.281	7.240
	4	5.141	6.643	6.961	7.523	7.561
ATS DI BERGAMO	51	6.454	7.921	7.073	7.605	
	52	6.858	8.117	7.599	7.893	
	1	5.768	6.738	7.109	7.592	7.843
	2	5.325	6.127	6.444	7.288	7.400
	3	5.221	6.328	6.503	7.009	6.998
	4	5.506	6.667	6.696	7.437	7.120
ATS DI BRESCIA	51	8.708	10.340	9.271	9.989	
	52	8.797	10.788	9.682	10.091	
	1	7.502	9.065	9.379	9.686	9.744
	2	6.994	8.799	8.642	9.613	9.136
	3	7.156	8.544	8.603	9.401	9.228
	4	7.330	9.016	9.042	9.685	9.258
ATS DELLA VAL PADANA	51	5.182	5.972	5.372	5.948	
	52	5.140	6.184	5.827	5.921	
	1	4.423	5.239	5.387	5.747	5.577
	2	4.138	4.956	4.852	5.617	5.525
	3	4.065	4.951	5.039	5.460	5.337
	4	4.177	4.837	4.962	5.783	5.401
ATS DI PAVIA	51	3.449	3.886	3.610	4.033	
	52	3.528	4.003	3.712	3.744	
	1	3.087	3.594	3.560	3.895	3.739
	2	2.879	3.353	3.184	3.641	3.465
	3	2.848	3.294	3.201	3.615	3.552
	4	2.883	3.435	3.346	3.756	3.568

2. ACCESSI PER SINDROME

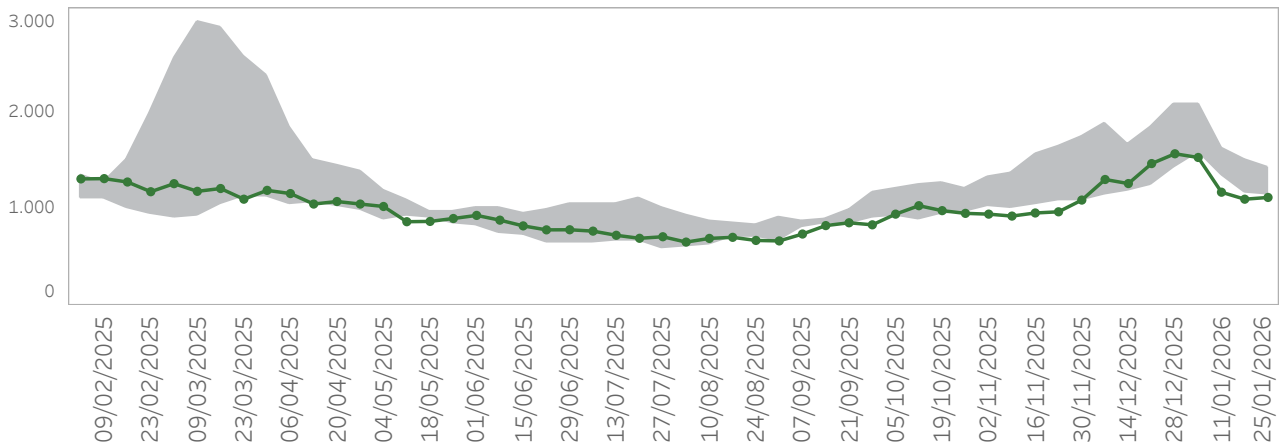
Ultimo giorno di analisi: 25/01/2026

Accessi in Pronto Soccorso con SINDROMI RESPIRATORIE



Settimana	2022	2023	2024	2025	2026
51	9.339	13.000	8.943	10.700	
52	10.567	15.826	12.329	12.163	
1	8.846	9.824	10.796	11.378	9.433
2	6.905	7.363	7.408	10.051	7.524
3	6.327	7.348	6.894	9.352	7.078
4	6.055	7.510	7.033	10.709	7.567

Ricoveri da Pronto Soccorso con SINDROMI RESPIRATORIE

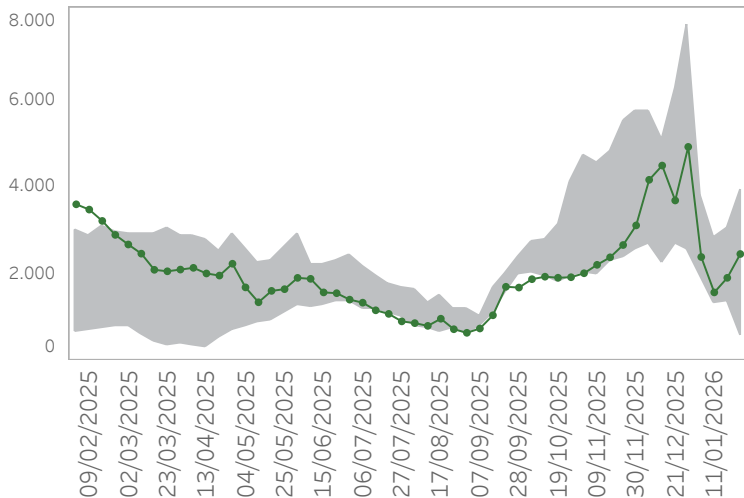


Settimana	2022	2023	2024	2025	2026
51	1.691	1.840	1.238	1.466	
52	1.956	2.078	1.415	1.567	
1	2.081	1.903	1.967	1.581	1.529
2	1.617	1.429	1.348	1.361	1.171
3	1.495	1.426	1.157	1.265	1.099
4	1.433	1.303	1.148	1.375	1.117

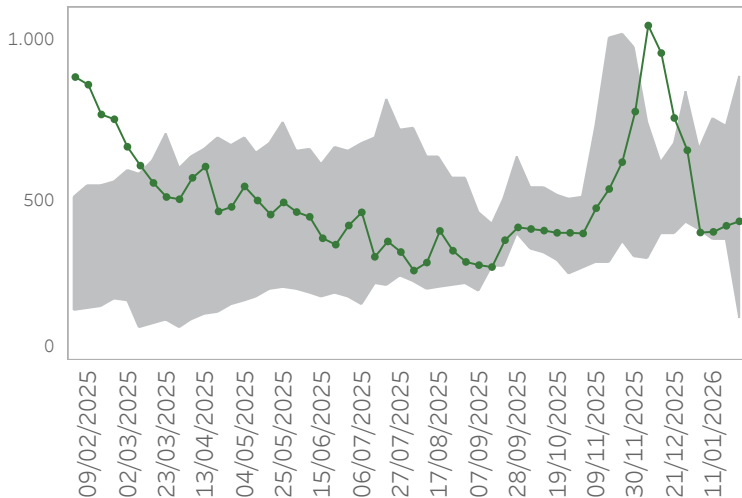
Ultimo giorno di analisi: 25/01/2026

Accessi per fascia d'età con SINDROMI RESPIRATORIE

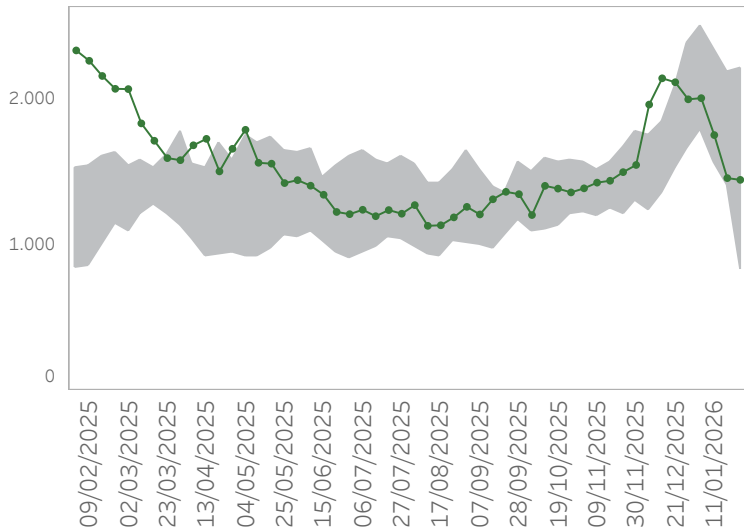
0-9



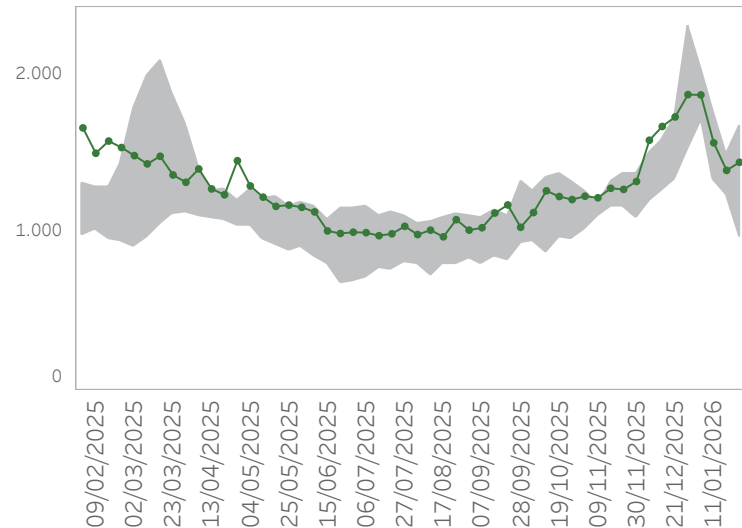
10-19



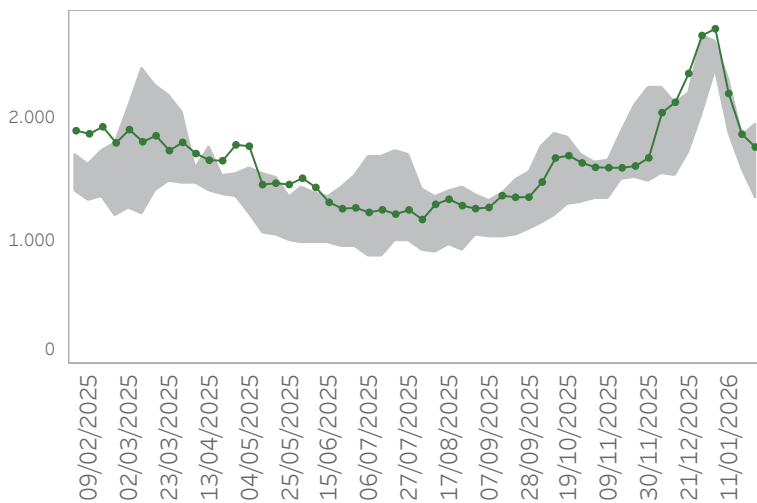
20-49



50-70



70+



Ultimo giorno di analisi: 25/01/2026

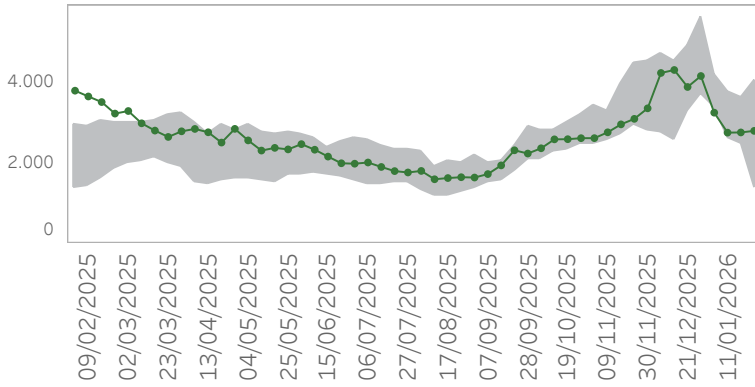
Accessi per fascia d'età con SINDROMI RESPIRATORIE

Fascia d'età	Settimana	2022	2023	2024	2025	2026
0-9	51	3.857	6.263	3.449	3.674	
	52	4.415	7.704	5.620	4.902	
	1	1.930	3.255	3.649	3.774	2.378
	2	1.336	2.138	1.998	2.826	1.567
	3	1.360	2.505	2.181	3.035	1.901
	4	1.282	2.848	2.469	3.919	2.447
10-19	51	527	677	554	759	
	52	496	706	840	658	
	1	406	443	439	661	401
	2	426	403	376	758	403
	3	378	398	436	732	422
	4	367	446	413	885	436
20-49	51	1.528	2.086	1.823	2.114	
	52	1.656	2.379	2.180	1.997	
	1	2.192	1.790	2.174	2.504	2.005
	2	1.591	1.563	1.678	2.342	1.752
	3	1.555	1.411	1.441	2.180	1.457
	4	1.437	1.404	1.410	2.209	1.445
50-70	51	1.335	1.715	1.330	1.727	
	52	1.526	2.305	1.601	1.868	
	1	1.921	1.706	2.019	1.873	1.866
	2	1.555	1.332	1.461	1.766	1.564
	3	1.263	1.242	1.234	1.492	1.390
	4	1.177	1.177	1.212	1.671	1.441
70+	51	2.090	2.201	1.736	2.365	
	52	2.473	2.672	2.024	2.674	
	1	2.397	2.630	2.484	2.509	2.729
	2	1.996	1.927	1.876	2.311	2.202
	3	1.771	1.791	1.580	1.857	1.871
	4	1.791	1.635	1.511	1.955	1.766

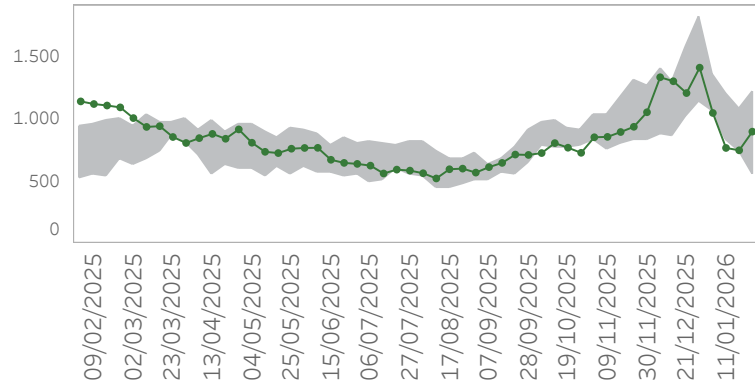
Ultimo giorno di analisi: 25/01/2026

Accessi per ATS con SINDROMI RESPIRATORIE

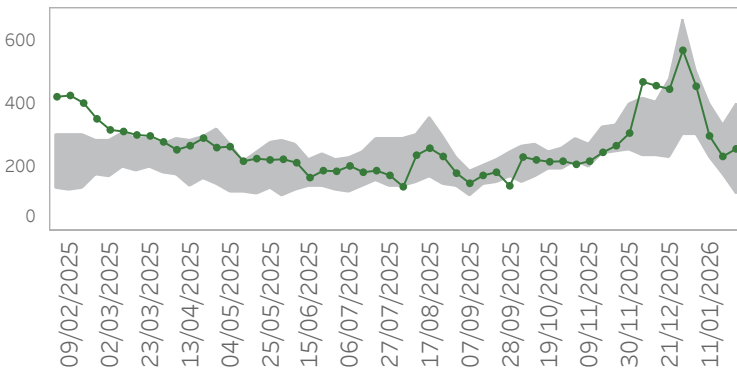
ATS della città Metropolitana di Milano



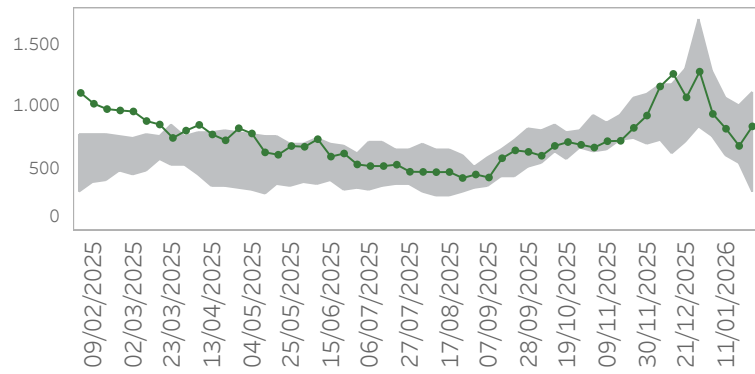
ATS dell'Insubria



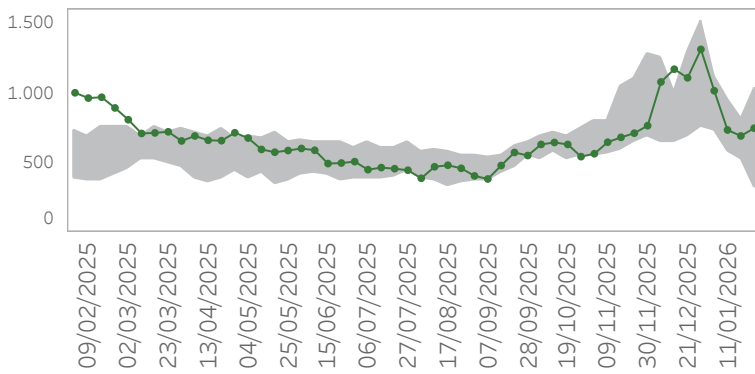
ATS della Montagna



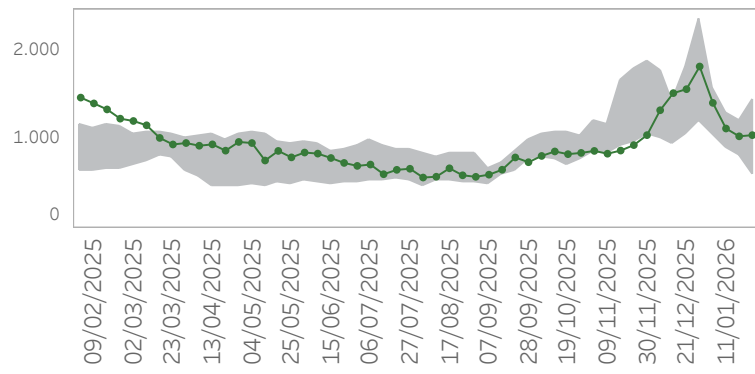
ATS della Brianza



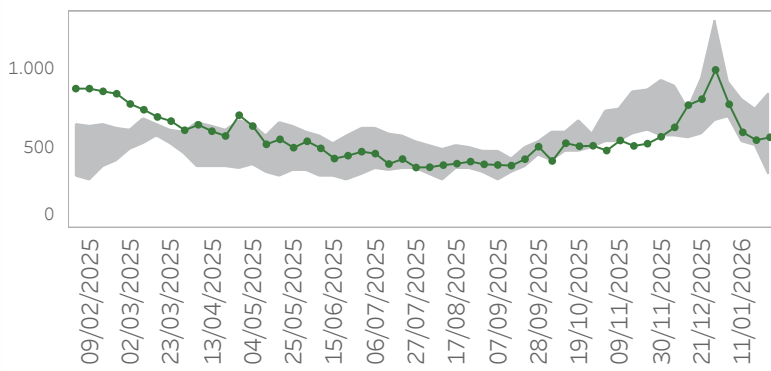
ATS di Bergamo



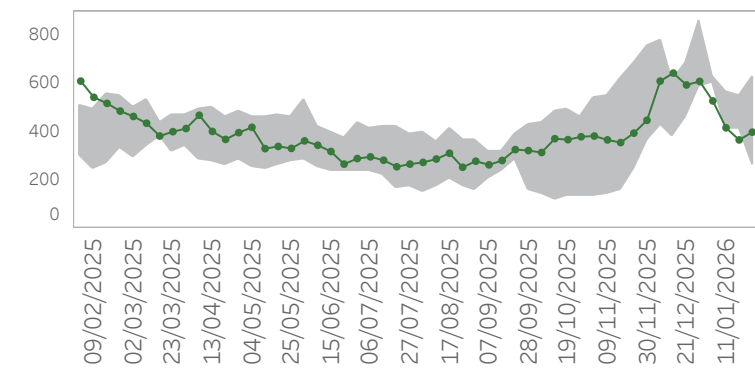
ATS di Brescia



ATS della Val Padana



ATS di Pavia



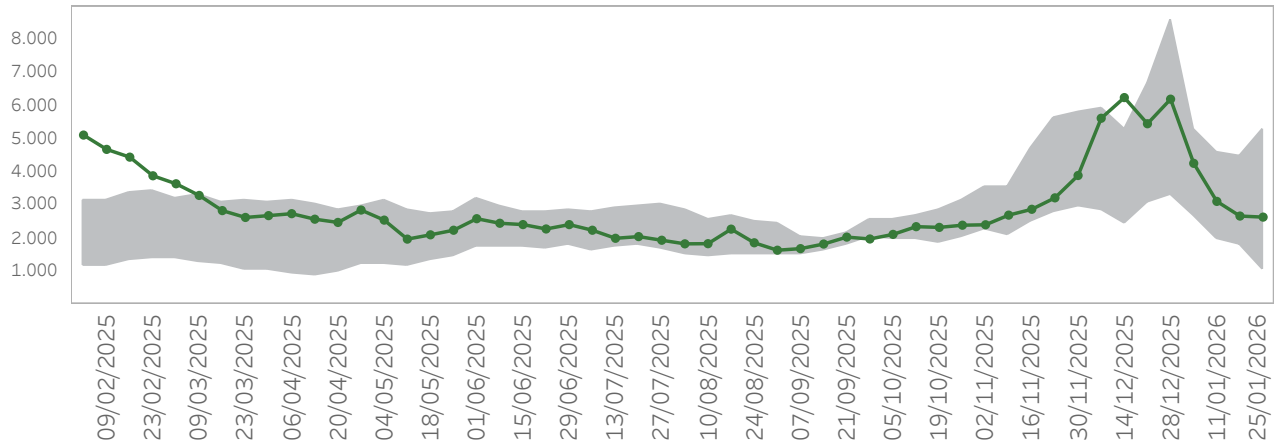
Ultimo giorno di analisi: 25/01/2026

Accessi per ATS con SINDROMI RESPIRATORIE

ATS	Settimana	2022	2023	2024	2025	2026
ATS DELLA CITTA' METROPOLITANA DI MILANO	51	3.441	4.940	3.522	3.899	
	52	3.713	5.637	4.670	4.172	
	1	3.629	3.398	3.782	4.199	3.260
	2	2.757	2.641	2.787	3.778	2.763
	3	2.484	2.635	2.566	3.626	2.768
	4	2.300	2.651	2.664	4.037	2.807
ATS DELL'INSUBRIA	51	1.171	1.567	1.014	1.210	
	52	1.324	1.820	1.465	1.414	
	1	1.069	1.256	1.223	1.361	1.050
	2	838	983	858	1.200	769
	3	844	915	746	1.075	750
	4	772	908	782	1.216	900
ATS DELLA MONTAGNA	51	308	479	313	449	
	52	466	671	450	572	
	1	306	392	472	505	458
	2	232	252	317	403	301
	3	177	261	287	337	236
	4	199	272	337	400	260
ATS DELLA BRIANZA	51	856	1.300	888	1.074	
	52	1.003	1.704	1.344	1.281	
	1	760	1.036	1.094	1.278	941
	2	596	697	728	1.068	822
	3	544	708	670	997	684
	4	517	749	676	1.108	841
ATS DI BERGAMO	51	952	1.301	835	1.113	
	52	1.096	1.527	1.181	1.318	
	1	732	981	1.125	1.026	1.020
	2	581	662	681	950	737
	3	531	678	641	820	694
	4	524	712	701	1.042	750
ATS DI BRESCIA	51	1.301	1.791	1.224	1.554	
	52	1.485	2.324	1.576	1.807	
	1	1.057	1.354	1.567	1.488	1.401
	2	903	1.049	1.021	1.290	1.115
	3	816	1.068	996	1.205	1.028
	4	795	1.176	938	1.436	1.041
ATS DELLA VAL PADANA	51	747	938	688	808	
	52	829	1.290	942	991	
	1	690	803	909	893	776
	2	539	634	604	801	601
	3	514	636	576	749	552
	4	553	598	539	840	570
ATS DI PAVIA	51	563	684	459	593	
	52	651	853	701	608	
	1	603	604	624	628	527
	2	459	445	412	561	416
	3	417	447	412	543	366
	4	395	444	396	630	398

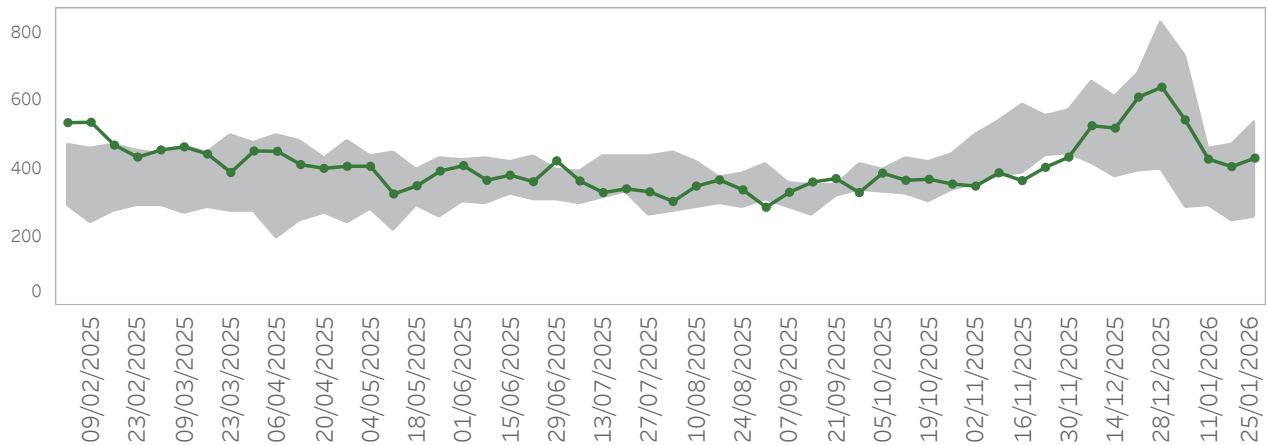
Ultimo giorno di analisi: 25/01/2026

Accessi in Pronto Soccorso con ILI



Settimana	2022	2023	2024	2025	2026
51	3.881	6.655	3.656	5.464	
52	4.404	8.571	5.596	6.208	
1	2.698	3.877	4.967	5.295	4.266
2	1.995	2.682	2.879	4.573	3.114
3	1.796	2.605	2.670	4.472	2.670
4	1.563	2.749	2.650	5.279	2.638

Ricoveri da Pronto Soccorso con ILI

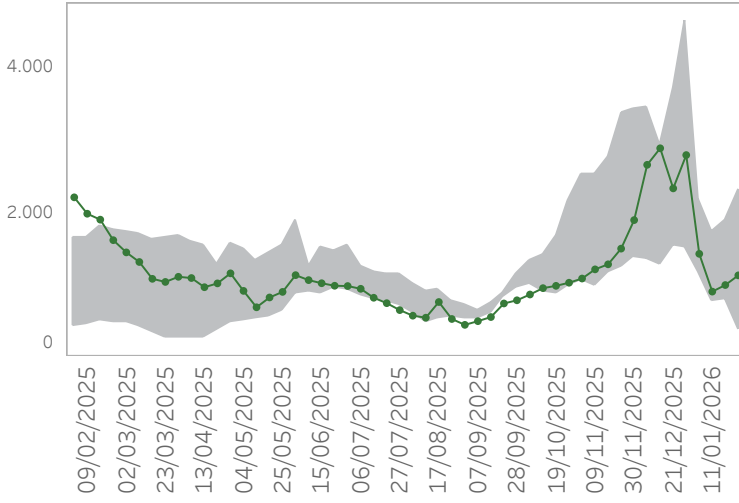


Settimana	2022	2023	2024	2025	2026
51	529	683	474	612	
52	627	830	542	641	
1	287	633	729	607	545
2	293	419	442	463	430
3	249	457	418	473	408
4	298	411	440	541	433

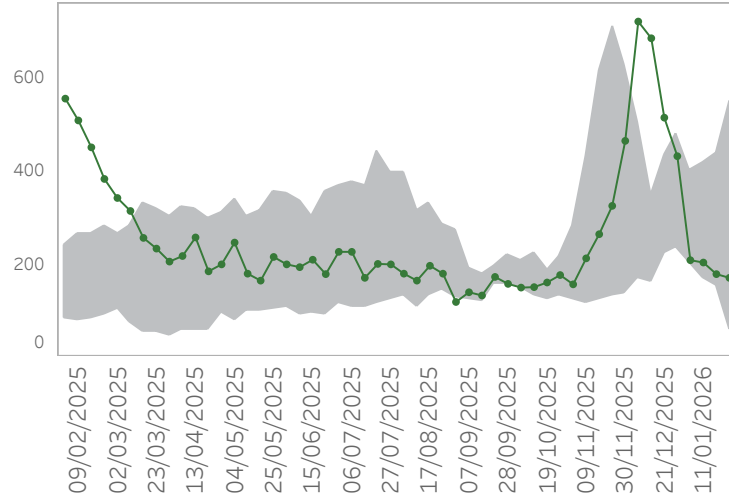
Ultimo giorno di analisi: 25/01/2026

Accessi per fascia d'età con ILI

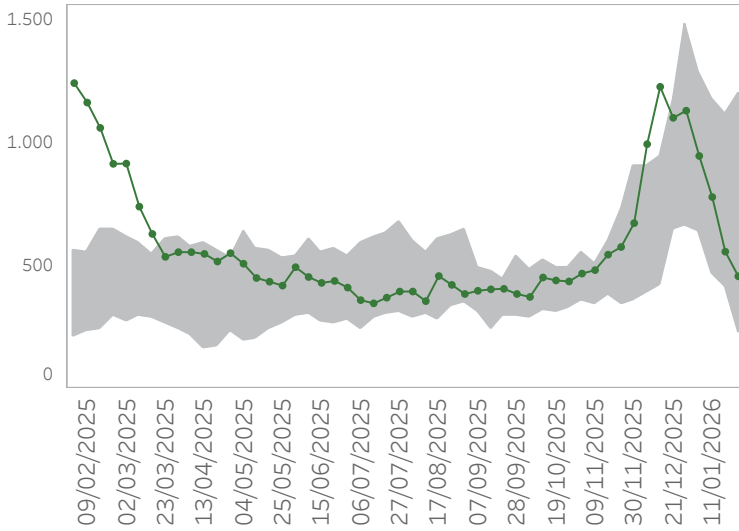
0-9



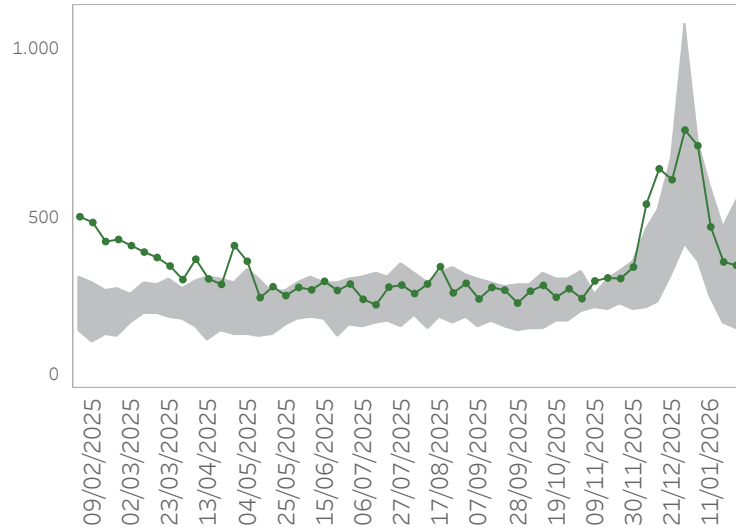
10-19



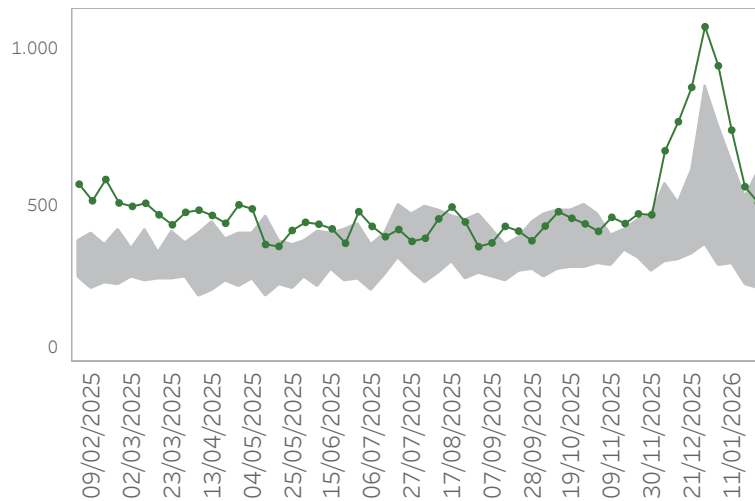
20-49



50-70



70+



Ultimo giorno di analisi: 25/01/2026

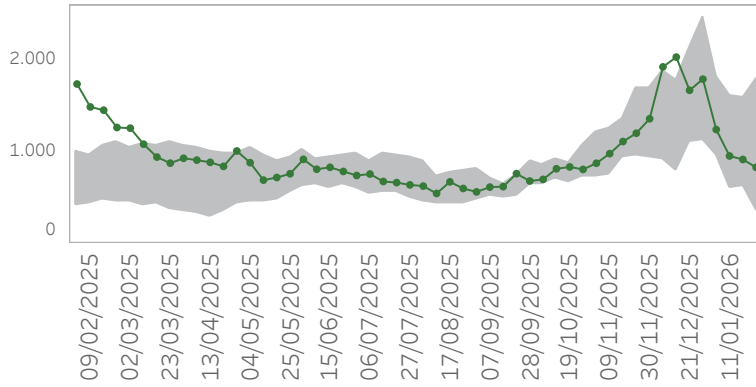
Accessi per fascia d'età con ILI

Fascia d'età	Settimana	2022	2023	2024	2025	2026
0-9	51	2.096	3.726	1.825	2.331	
	52	2.432	4.653	2.811	2.792	
	1	1.168	1.868	2.185	2.145	1.425
	2	766	1.163	1.085	1.718	902
	3	795	1.278	1.188	1.892	993
	4	650	1.481	1.330	2.308	1.127
10-19	51	284	433	302	515	
	52	301	441	481	432	
	1	204	246	249	399	208
	2	178	182	168	416	203
	3	152	170	199	437	178
	4	128	183	192	548	170
20-49	51	646	1.175	680	1.101	
	52	659	1.485	1.099	1.130	
	1	647	642	1.073	1.289	946
	2	466	551	727	1.176	779
	3	411	465	524	1.117	557
	4	295	475	485	1.202	457
50-70	51	349	680	376	615	
	52	438	1.075	556	761	
	1	372	475	721	681	715
	2	272	321	428	599	476
	3	194	302	337	475	373
	4	200	261	284	555	363
70+	51	505	613	459	879	
	52	574	882	620	1.073	
	1	307	646	728	754	948
	2	312	465	469	640	742
	3	243	389	410	525	561
	4	290	348	351	611	509

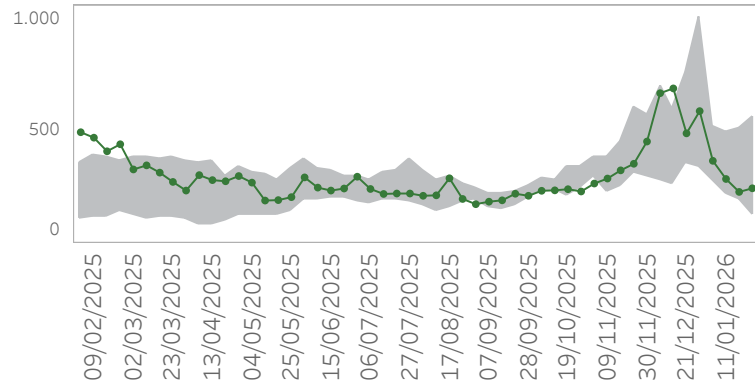
Ultimo giorno di analisi: 25/01/2026

Accessi per ATS con ILI

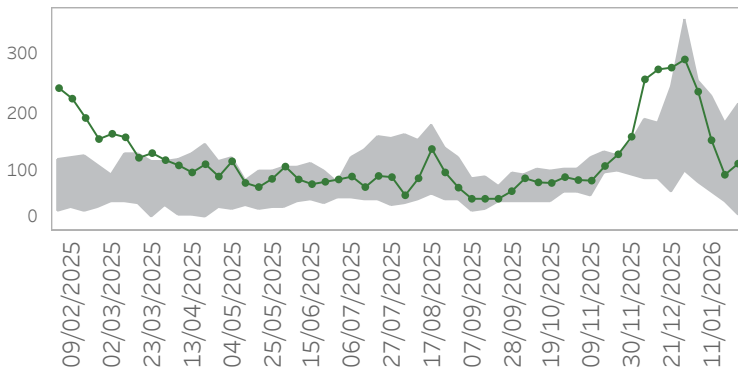
ATS della città Metropolitana di Milano



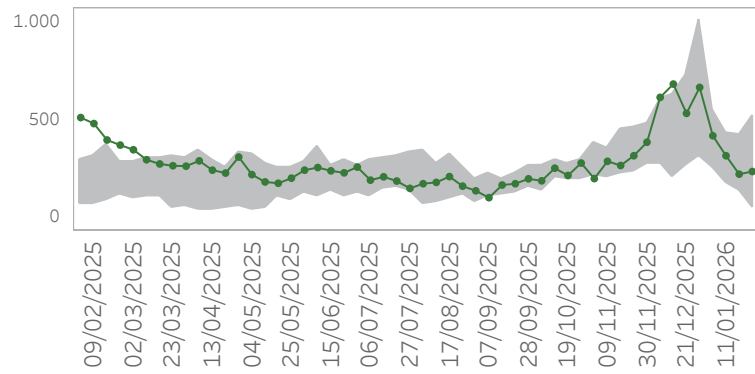
ATS dell'Insubria



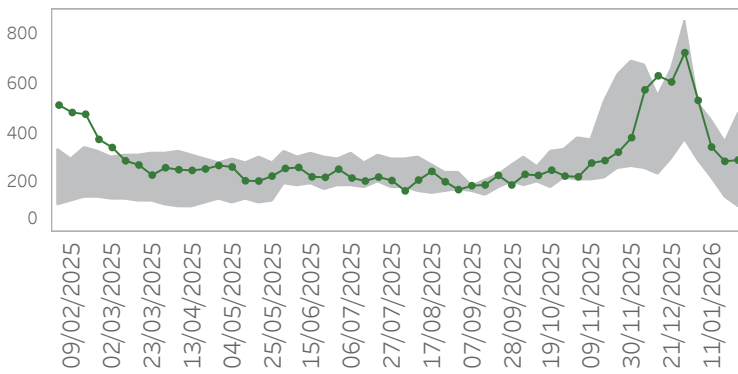
ATS della Montagna



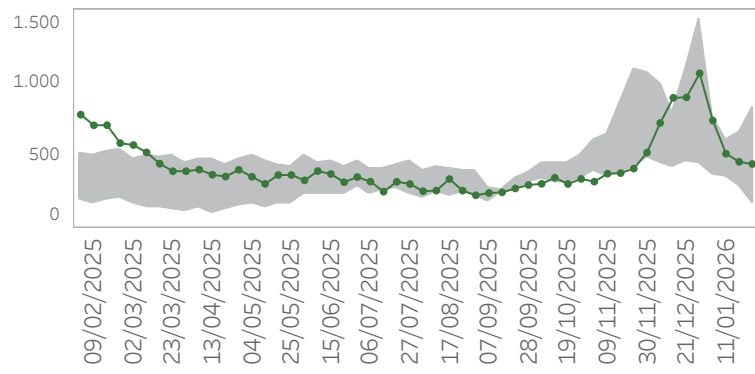
ATS della Brianza



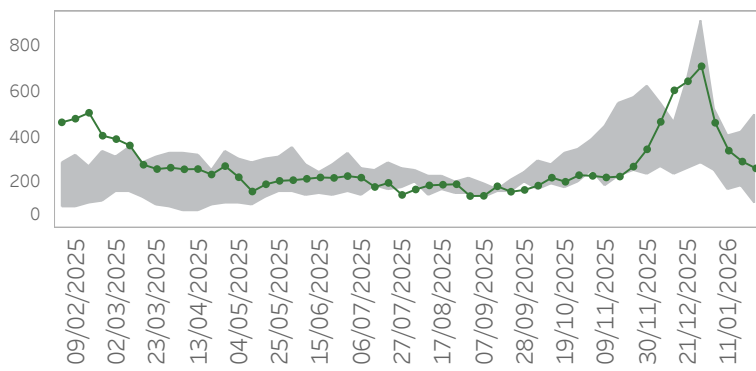
ATS di Bergamo



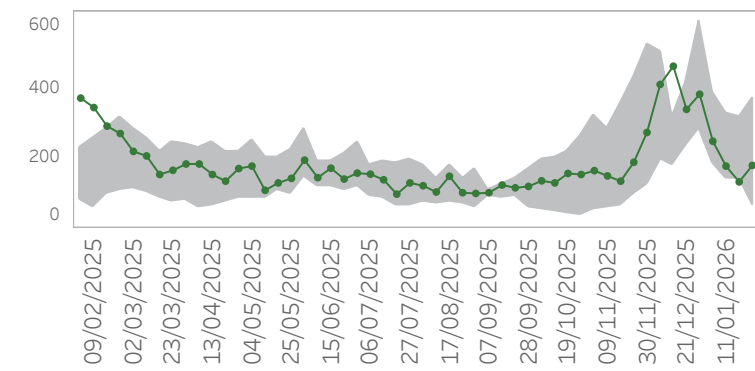
ATS di Brescia



ATS della Val Padana



ATS di Pavia



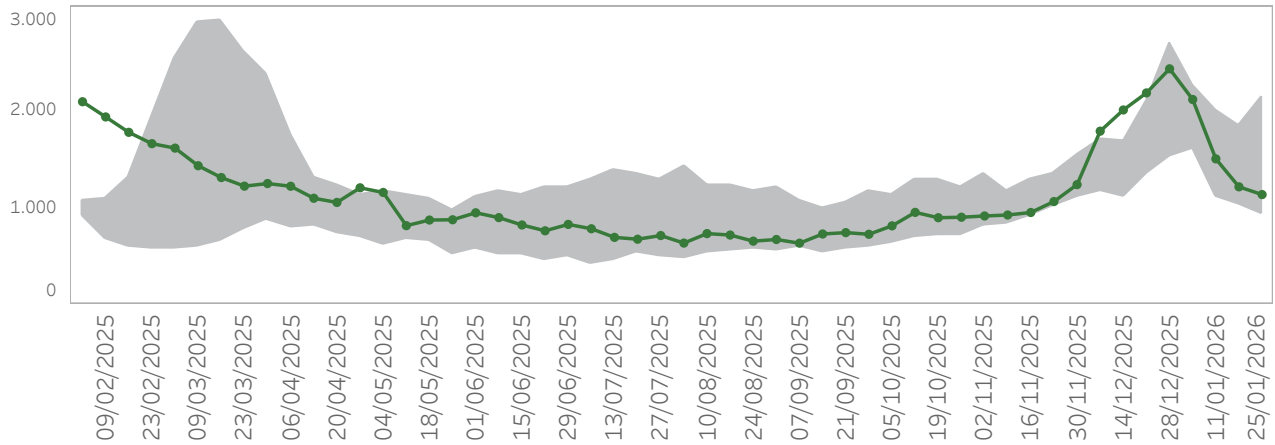
Ultimo giorno di analisi: 25/01/2026

Accessi per ATS con ILI

ATS	Settimana	2022	2023	2024	2025	2026
ATS DELLA CITTA' METROPOLITANA DI MILANO	51	1.124	2.122	1.231	1.665	
	52	1.308	2.459	1.873	1.786	
	1	958	1.144	1.565	1.815	1.239
	2	607	826	925	1.609	952
	3	617	805	851	1.591	914
	4	560	811	861	1.797	828
ATS DELL'INSUBRIA	51	455	752	406	486	
	52	497	998	614	584	
	1	278	434	503	515	365
	2	217	304	324	493	285
	3	193	275	236	504	228
	4	184	268	263	559	244
ATS DELLA MONTAGNA	51	101	247	149	279	
	52	166	362	248	293	
	1	81	134	257	255	238
	2	65	83	140	230	155
	3	49	84	110	184	96
	4	50	85	114	216	115
ATS DELLA BRIANZA	51	341	701	345	530	
	52	413	955	566	647	
	1	283	429	499	541	429
	2	218	280	302	445	339
	3	178	235	262	433	256
	4	151	308	273	520	268
ATS DI BERGAMO	51	480	658	349	610	
	52	530	860	573	729	
	1	288	452	523	515	535
	2	216	277	280	449	346
	3	141	291	267	363	288
	4	156	263	278	480	293
ATS DI BRESCIA	51	658	1.096	589	905	
	52	710	1.438	818	1.071	
	1	366	661	773	768	745
	2	355	456	424	611	516
	3	292	431	484	657	460
	4	228	532	445	840	445
ATS DELLA VAL PADANA	51	418	663	353	649	
	52	411	910	497	715	
	1	256	356	521	497	466
	2	172	256	288	410	343
	3	182	283	284	422	295
	4	122	270	234	495	265
ATS DI PAVIA	51	304	416	234	340	
	52	369	589	407	383	
	1	188	267	326	389	249
	2	145	200	196	326	178
	3	144	201	176	318	133
	4	112	212	182	372	180

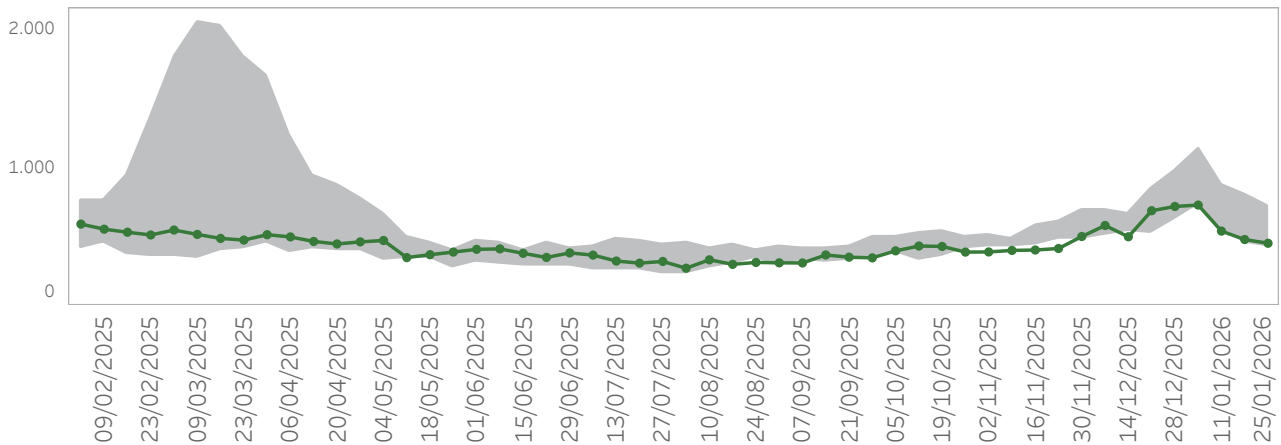
Ultimo giorno di analisi: 25/01/2026

Accessi in Pronto Soccorso con POLMONITI



Settimana	2022	2023	2024	2025	2026
51	1.438	2.105	1.640	2.183	
52	1.527	2.685	2.012	2.432	
1	1.799	1.605	2.196	2.266	2.115
2	1.371	1.105	1.354	2.006	1.502
3	1.195	1.038	1.053	1.850	1.213
4	1.055	924	977	2.138	1.133

Ricoveri da Pronto Soccorso con POLMONITI

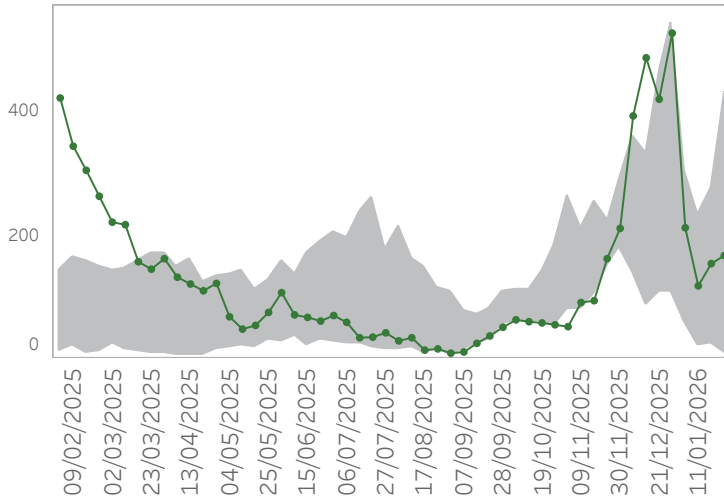


Settimana	2022	2023	2024	2025	2026
51	661	763	535	690	
52	722	874	630	721	
1	1.143	745	860	731	731
2	874	550	572	612	542
3	806	529	466	576	481
4	727	451	426	606	454

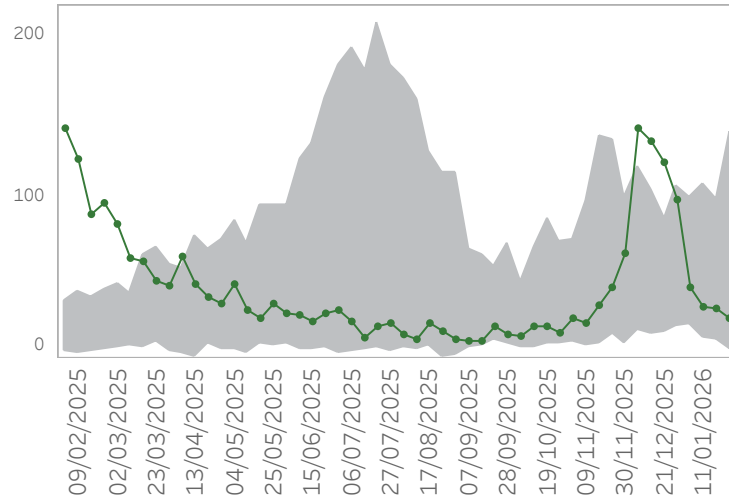
Ultimo giorno di analisi: 25/01/2026

Accessi per fascia d'età con POLMONITI

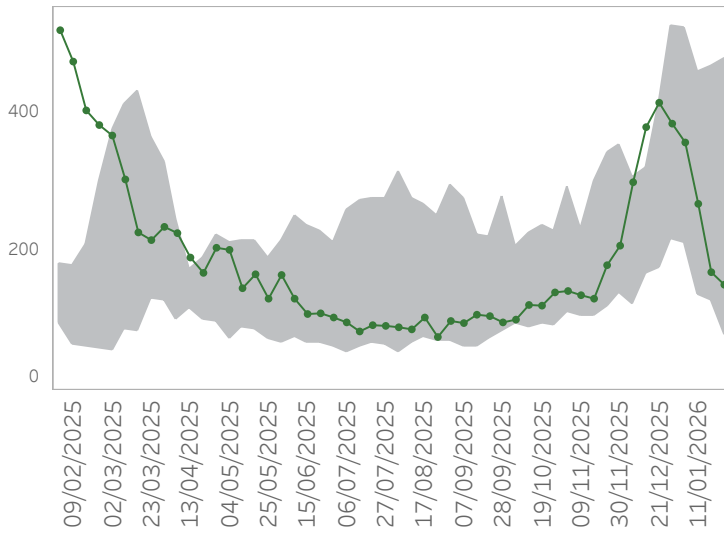
0-9



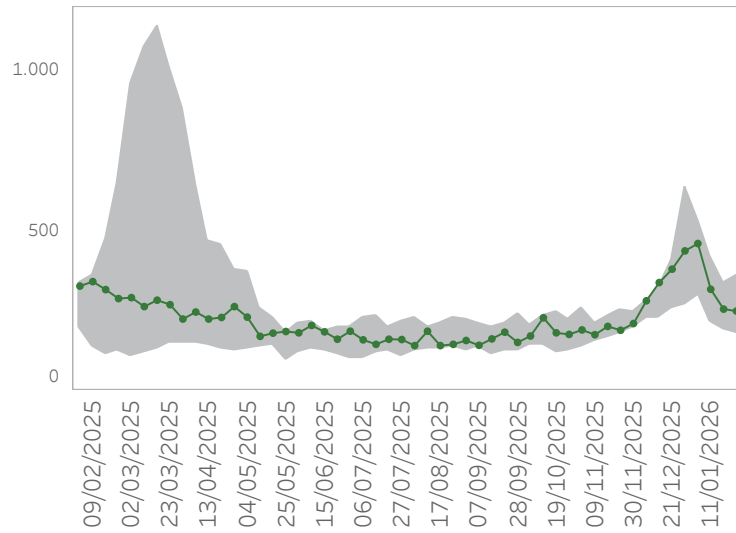
10-19



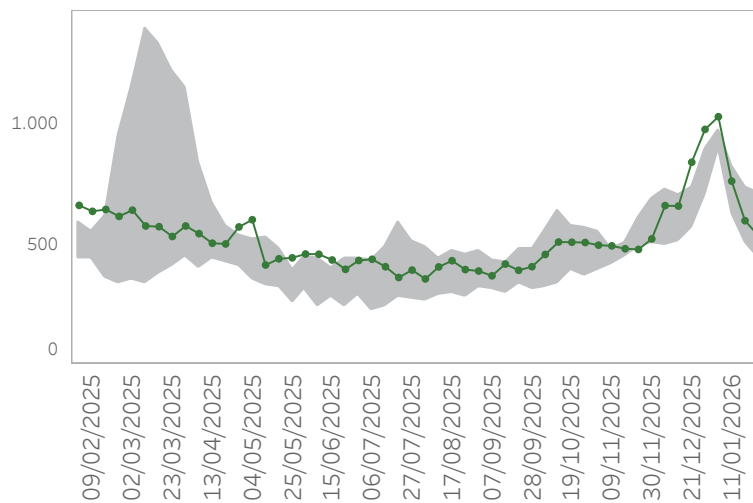
20-49



50-70



70+



Ultimo giorno di analisi: 25/01/2026

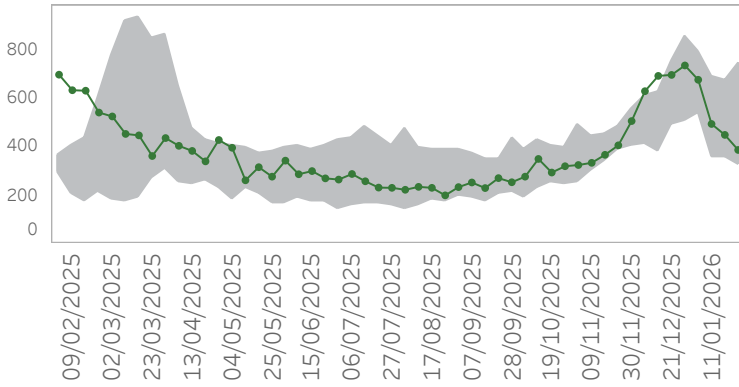
Accessi per fascia d'età con POLMONITI

Fascia d'età	Settimana	2022	2023	2024	2025	2026
0-9	51	222	465	315	420	
	52	222	544	380	527	
	1	59	148	279	304	212
	2	22	72	103	232	118
	3	25	110	110	276	154
	4	34	129	100	430	167
10-19	51	45	73	86	121	
	52	40	75	106	98	
	1	21	32	40	99	44
	2	13	25	21	107	32
	3	12	18	35	98	31
	4	11	24	42	139	25
20-49	51	222	415	375	413	
	52	218	524	446	383	
	1	213	231	416	519	356
	2	137	167	288	456	268
	3	129	153	187	466	170
	4	79	152	178	477	152
50-70	51	257	405	293	380	
	52	271	634	366	437	
	1	527	301	522	431	460
	2	371	216	291	417	317
	3	295	193	210	336	255
	4	244	181	191	359	249
70+	51	692	737	565	842	
	52	776	899	706	979	
	1	979	893	936	906	1.032
	2	828	625	649	780	763
	3	734	564	508	660	598
	4	687	438	464	710	536

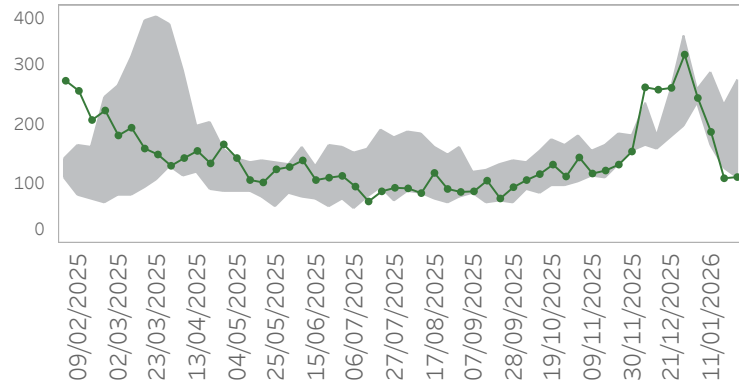
Ultimo giorno di analisi: 25/01/2026

Accessi per ATS con POLMONITI

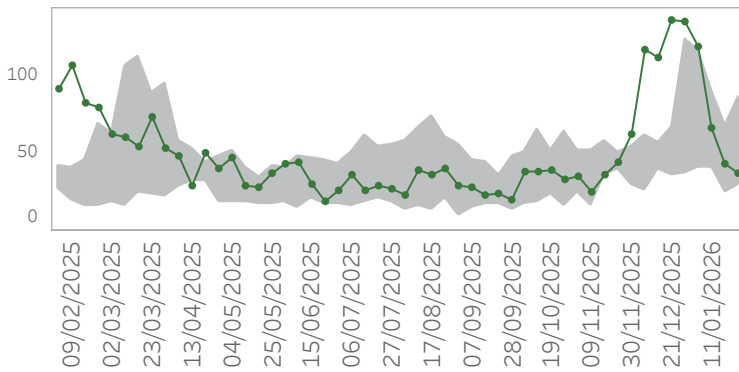
ATS della città Metropolitana di Milano



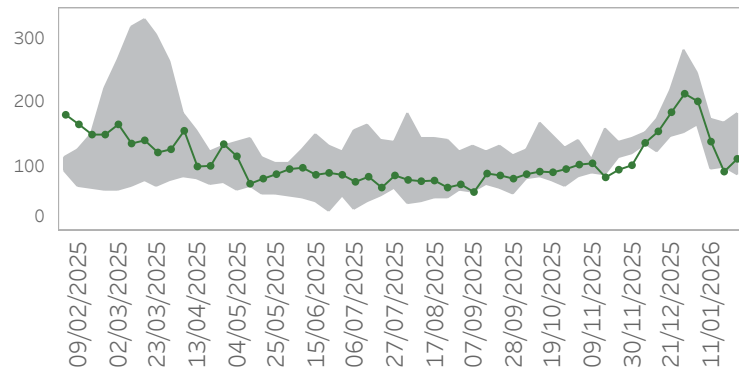
ATS dell'Insubria



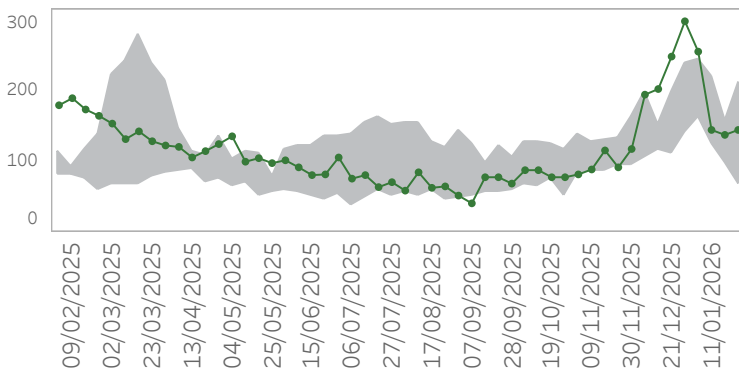
ATS della Montagna



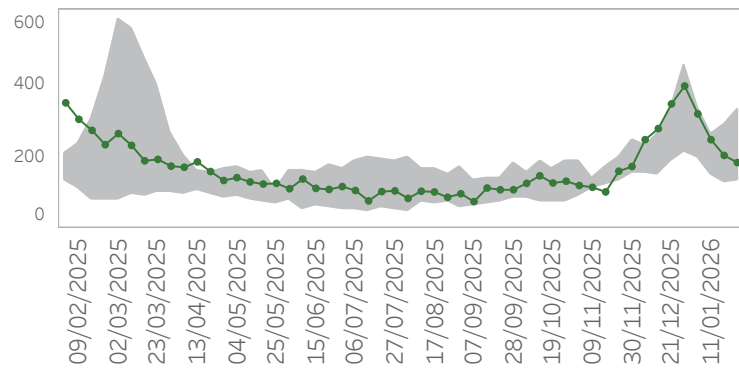
ATS della Brianza



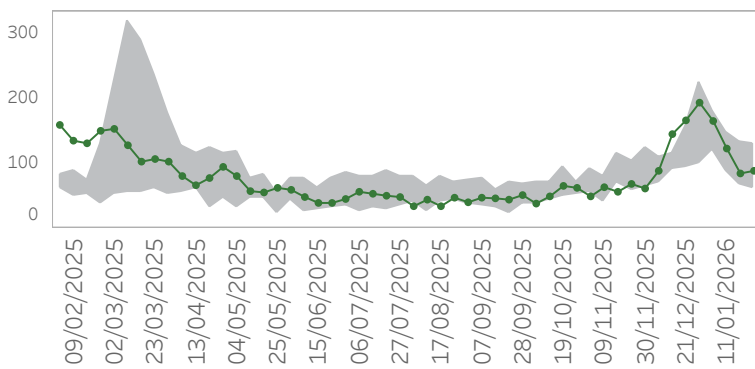
ATS di Bergamo



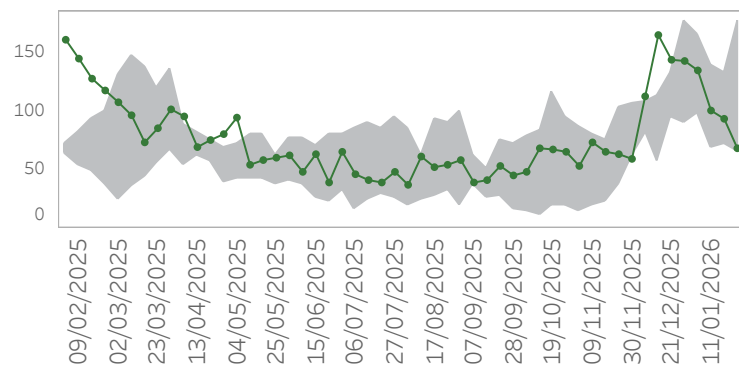
ATS di Brescia



ATS della Val Padana



ATS di Pavia



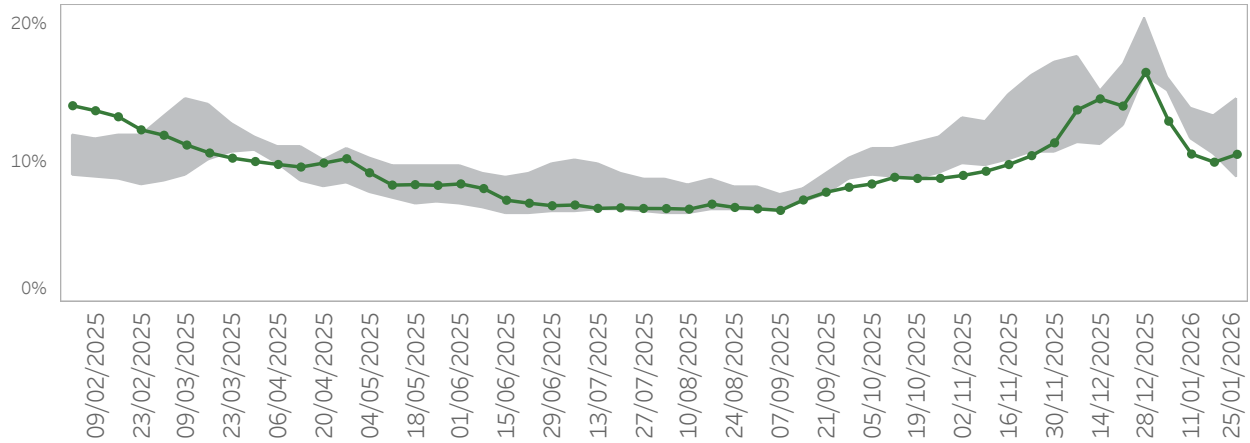
Ultimo giorno di analisi: 25/01/2026

Accessi per ATS con POLMONITI

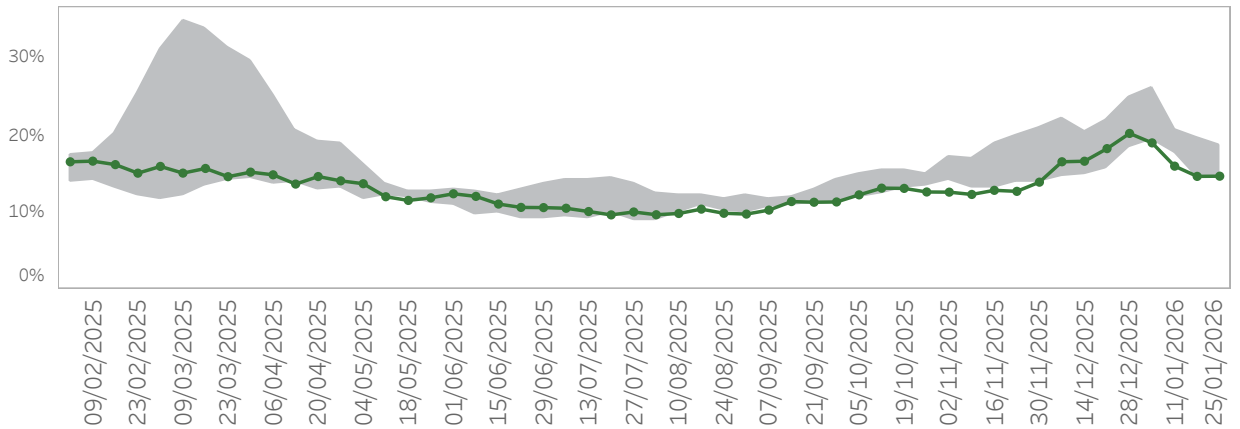
ATS	Settimana	2022	2023	2024	2025	2026
ATS DELLA CITTA' METROPOLITANA DI MILANO	51	490	750	561	695	
	52	507	850	686	734	
	1	672	538	705	790	675
	2	483	359	462	684	493
	3	429	371	358	674	448
	4	354	321	327	746	386
ATS DELL'INSUBRIA	51	182	254	178	262	
	52	204	347	236	318	
	1	237	235	250	259	245
	2	167	166	182	287	188
	3	155	144	127	232	110
	4	152	111	145	273	112
ATS DELLA MONTAGNA	51	46	65	66	135	
	52	67	123	83	134	
	1	41	70	101	115	118
	2	49	41	65	89	66
	3	25	43	41	68	43
	4	29	29	45	86	37
ATS DELLA BRIANZA	51	146	220	164	186	
	52	153	282	205	215	
	1	181	165	226	247	203
	2	158	97	134	175	140
	3	133	105	100	167	93
	4	100	91	112	183	113
ATS DI BERGAMO	51	175	199	157	249	
	52	192	238	193	299	
	1	187	164	246	222	256
	2	124	129	134	220	145
	3	112	104	99	157	138
	4	106	85	87	212	145
ATS DI BRESCIA	51	191	330	260	348	
	52	215	457	287	398	
	1	241	199	339	304	320
	2	193	150	200	265	248
	3	174	128	170	290	204
	4	147	145	134	334	184
ATS DELLA VAL PADANA	51	108	156	135	165	
	52	100	223	147	192	
	1	143	120	180	165	164
	2	94	95	88	147	122
	3	90	71	66	131	84
	4	93	69	62	129	88
ATS DI PAVIA	51	100	131	119	143	
	52	89	165	175	142	
	1	97	114	149	164	134
	2	103	68	89	139	100
	3	77	72	92	131	93
	4	74	73	65	175	68

3. PERCENTUALE ACCESSI

Ultimo giorno di analisi: 25/01/2026

% Accessi in Pronto Soccorso con SINDROMI RESPIRATORIE

Settimana	2022	2023	2024	2025	2026
51	15,25%	17,09%	12,61%	14,09%	
52	16,67%	20,33%	16,81%	16,51%	
1	16,10%	15,10%	15,71%	15,33%	13,01%
2	13,54%	11,79%	11,64%	13,96%	10,65%
3	12,29%	11,90%	10,67%	13,31%	10,06%
4	11,58%	11,88%	10,50%	14,62%	10,63%

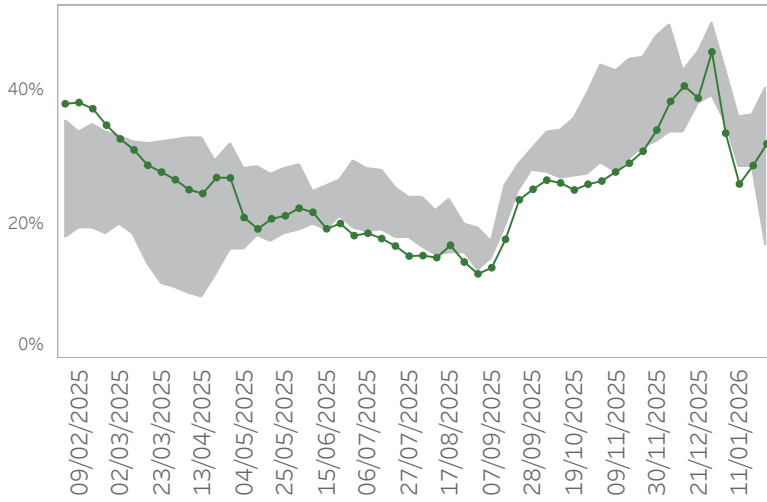
% di Ricoverati da Pronto Soccorso con SINDROMI RESPIRATORIE

Settimana	2022	2023	2024	2025	2026
51	20,50%	21,92%	15,62%	18,23%	
52	22,72%	24,79%	18,28%	20,20%	
1	26,05%	22,79%	23,95%	19,51%	18,97%
2	20,60%	17,65%	17,61%	17,68%	15,96%
3	19,58%	17,48%	14,66%	16,40%	14,63%
4	18,56%	16,31%	14,71%	17,13%	14,65%

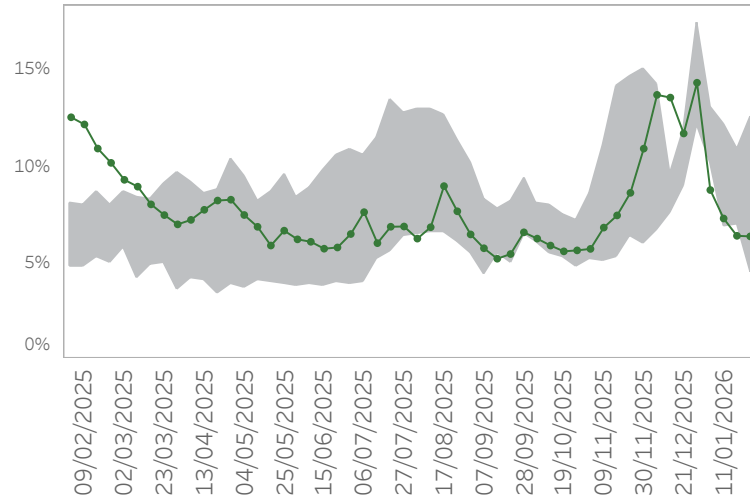
Ultimo giorno di analisi: 25/01/2026

% Accessi per fascia d'età con SINDROMI RESPIRATORIE

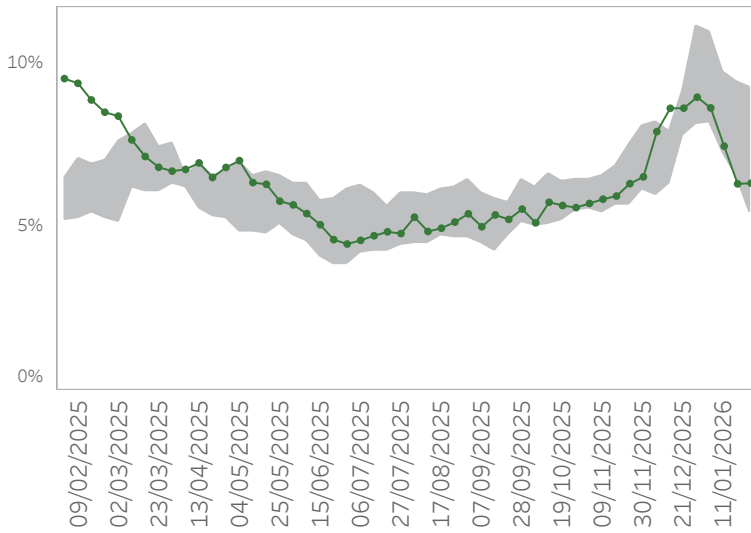
0-9



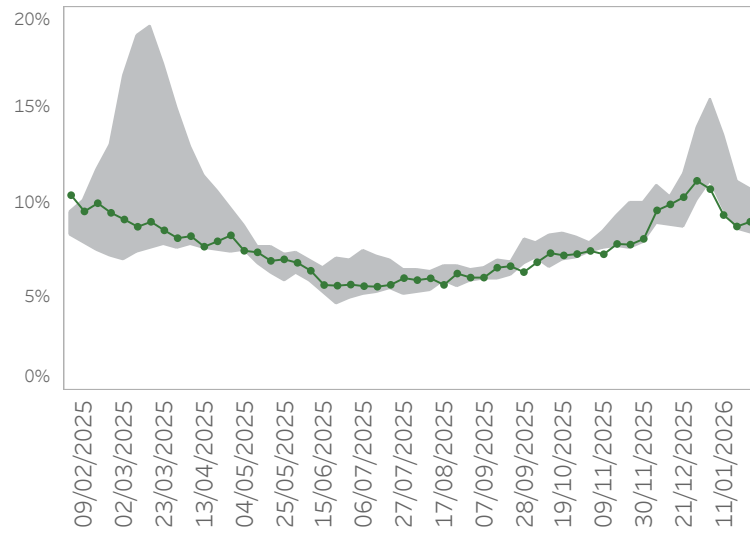
10-19



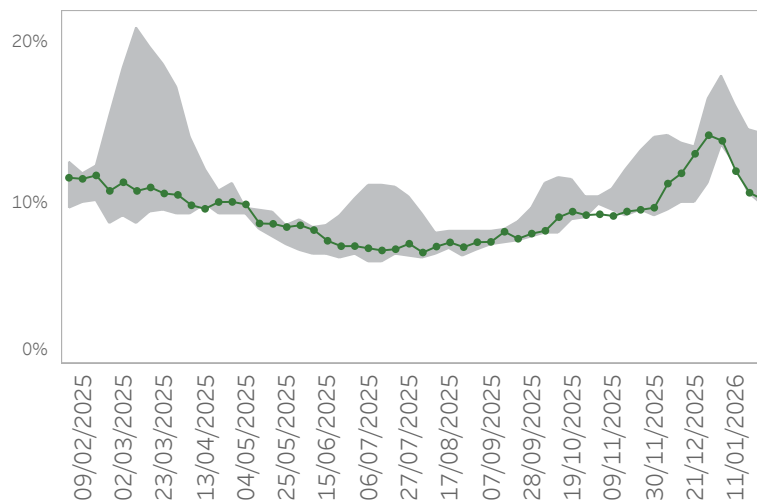
20-49



50-70



70+



Ultimo giorno di analisi: 25/01/2026

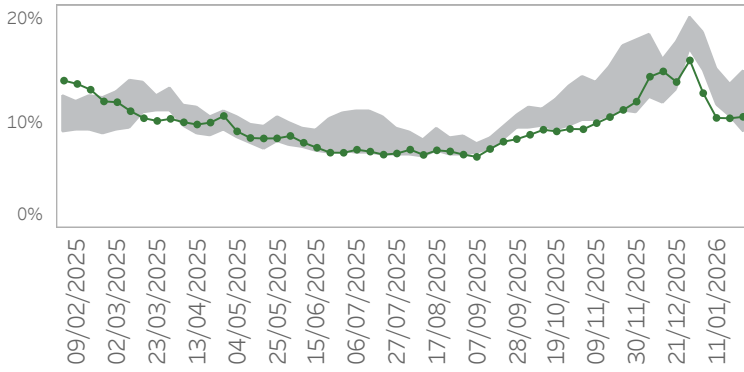
% Accessi per fascia d'età con SINDROMI RESPIRATORIE

Fascia d'età	Settimana	2022	2023	2024	2025	2026
0-9	51	45,05%	45,76%	39,16%	38,95%	
	52	48,52%	50,22%	48,24%	45,85%	
	1	35,13%	43,14%	43,08%	42,05%	33,72%
	2	28,72%	33,45%	31,21%	36,00%	26,12%
	3	28,54%	35,44%	31,46%	36,36%	28,88%
	4	28,24%	36,14%	32,19%	40,36%	32,12%
10-19	51	11,75%	11,87%	8,92%	11,70%	
	52	13,04%	15,58%	17,45%	14,33%	
	1	11,63%	10,64%	10,20%	13,06%	8,76%
	2	10,83%	7,45%	6,86%	12,12%	7,28%
	3	9,09%	6,94%	7,21%	10,87%	6,39%
	4	8,34%	7,58%	6,47%	12,51%	6,36%
20-49	51	7,79%	8,94%	7,98%	8,60%	
	52	8,12%	10,20%	9,69%	8,94%	
	1	10,90%	8,18%	9,30%	10,25%	8,61%
	2	8,58%	7,26%	7,64%	9,68%	7,45%
	3	8,19%	6,74%	6,55%	9,39%	6,30%
	4	7,49%	6,59%	6,15%	9,23%	6,32%
50-70	51	10,21%	10,90%	8,65%	10,26%	
	52	10,78%	13,92%	10,08%	11,13%	
	1	15,46%	11,33%	12,65%	11,10%	10,69%
	2	13,55%	9,59%	10,08%	10,94%	9,32%
	3	11,10%	9,23%	8,52%	9,73%	8,71%
	4	10,15%	8,73%	8,37%	10,63%	8,96%
70+	51	13,50%	12,74%	10,04%	13,04%	
	52	15,53%	15,04%	11,20%	14,19%	
	1	17,90%	16,03%	15,13%	13,58%	13,85%
	2	16,11%	12,66%	12,40%	13,47%	11,97%
	3	14,53%	12,33%	10,60%	11,46%	10,62%
	4	14,23%	11,16%	9,89%	11,92%	10,20%

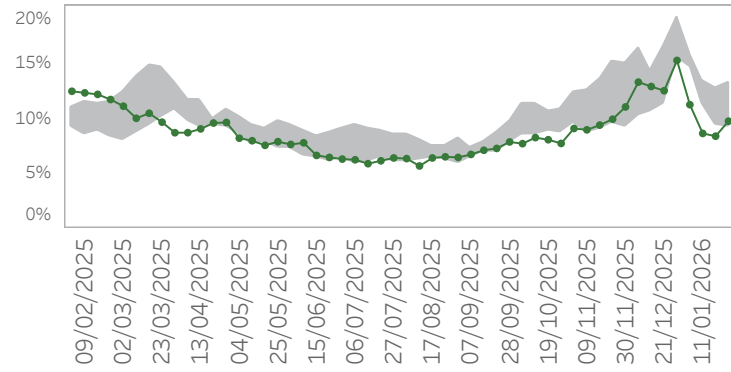
Ultimo giorno di analisi: 25/01/2026

% Accessi per ATS con SINDROMI RESPIRATORIE

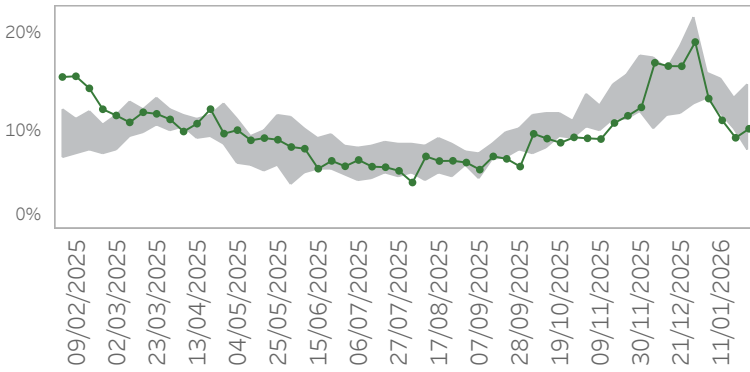
ATS della città Metropolitana di Milano



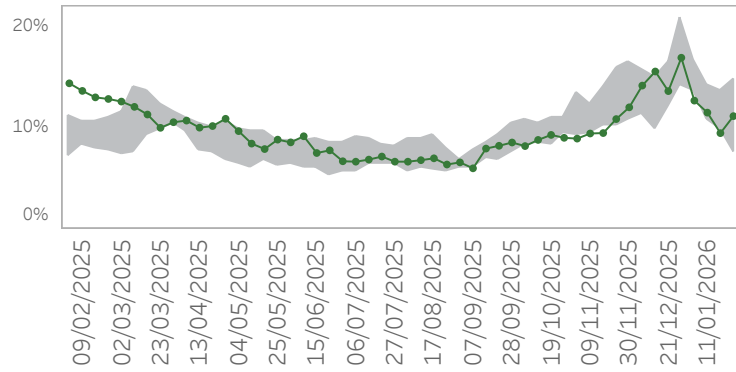
ATS dell'Insubria



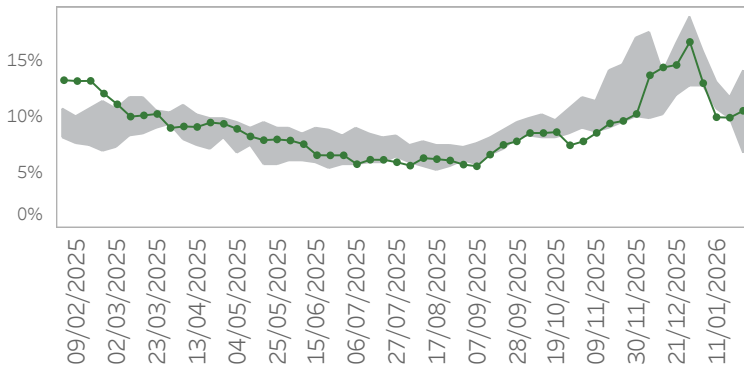
ATS della Montagna



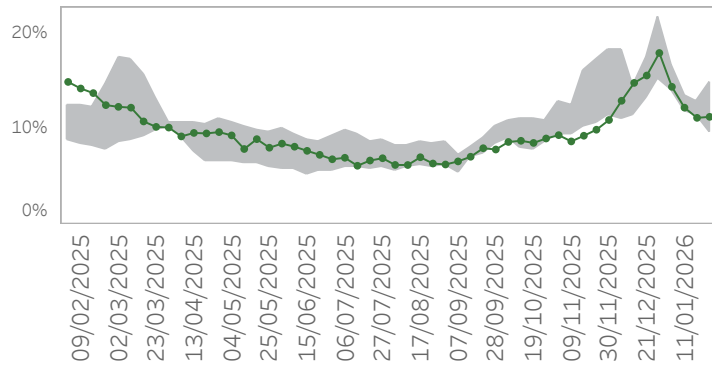
ATS della Brianza



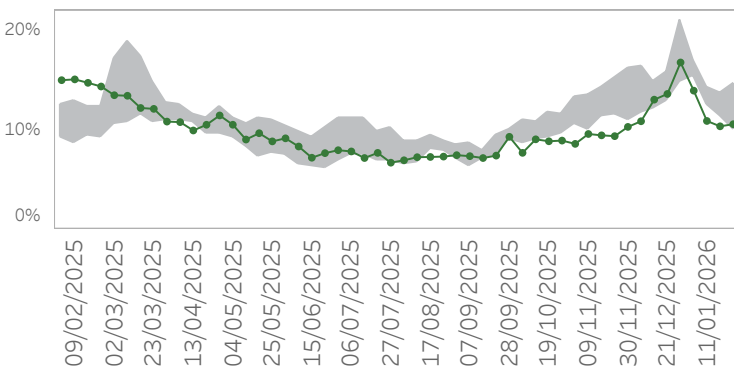
ATS di Bergamo



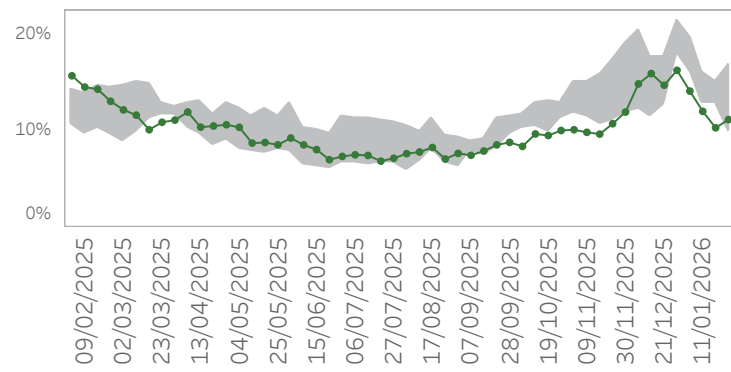
ATS di Brescia



ATS della Val Padana



ATS di Pavia

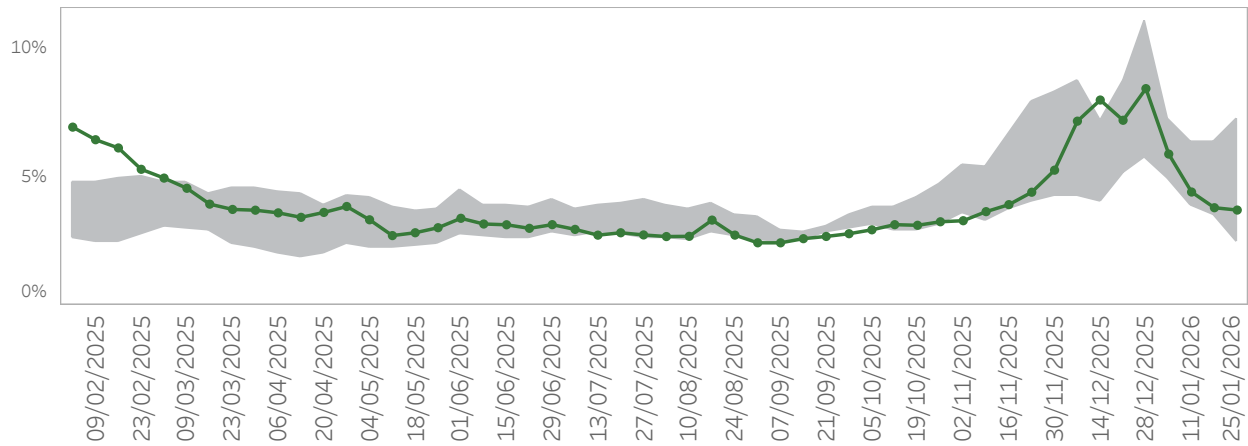


Ultimo giorno di analisi: 25/01/2026

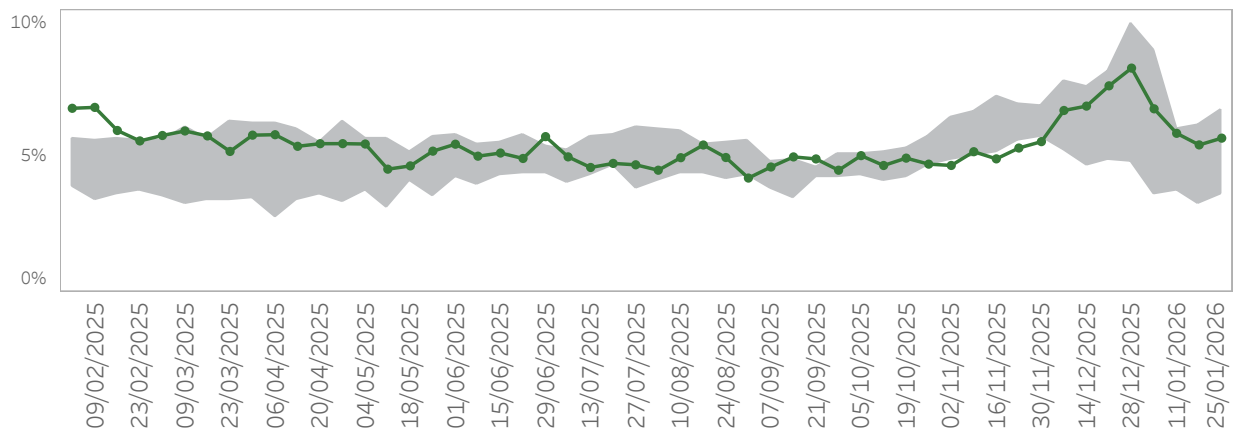
% Accessi per ATS con SINDROMI RESPIRATORIE

ATS	Settimana	2022	2023	2024	2025	2026
ATS DELLA CITTA' METROPOLITANA DI MILANO	51	15,86%	17,58%	13,12%	13,87%	
	52	16,88%	20,08%	17,58%	15,92%	
	1	18,61%	14,98%	15,03%	15,59%	12,81%
	2	15,08%	11,69%	11,54%	14,17%	10,47%
	3	13,33%	11,79%	10,63%	13,72%	10,43%
	4	12,39%	11,91%	10,68%	14,83%	10,57%
ATS DELL'INSUBRIA	51	14,80%	16,65%	11,30%	12,55%	
	52	16,38%	19,32%	15,62%	15,31%	
	1	15,72%	15,18%	15,06%	14,66%	11,28%
	2	13,03%	12,32%	11,38%	13,42%	8,66%
	3	12,74%	11,78%	9,38%	12,63%	8,41%
	4	11,39%	11,14%	9,28%	13,36%	9,78%
ATS DELLA MONTAGNA	51	15,07%	18,78%	12,75%	16,70%	
	52	17,09%	21,74%	15,05%	19,19%	
	1	13,38%	14,44%	16,01%	14,76%	13,39%
	2	13,14%	11,84%	13,68%	15,28%	11,16%
	3	10,20%	12,21%	12,19%	13,31%	9,37%
	4	10,33%	12,26%	13,09%	14,73%	10,29%
ATS DELLA BRIANZA	51	14,76%	16,50%	12,09%	13,59%	
	52	16,01%	20,87%	17,75%	16,88%	
	1	13,66%	15,31%	15,47%	16,71%	12,65%
	2	11,50%	10,70%	11,16%	14,11%	11,47%
	3	10,43%	11,11%	9,85%	13,69%	9,45%
	4	10,06%	11,28%	9,71%	14,73%	11,12%
ATS DI BERGAMO	51	14,75%	16,42%	11,81%	14,64%	
	52	15,98%	18,81%	15,54%	16,70%	
	1	12,69%	14,56%	15,83%	13,51%	13,01%
	2	10,91%	10,80%	10,57%	13,04%	9,96%
	3	10,17%	10,71%	9,86%	11,70%	9,92%
	4	9,52%	10,68%	10,47%	14,01%	10,53%
ATS DI BRESCIA	51	14,94%	17,32%	13,20%	15,56%	
	52	16,88%	21,54%	16,28%	17,91%	
	1	14,09%	14,94%	16,71%	15,36%	14,38%
	2	12,91%	11,92%	11,81%	13,42%	12,20%
	3	11,40%	12,50%	11,58%	12,82%	11,14%
	4	10,85%	13,04%	10,37%	14,83%	11,24%
ATS DELLA VAL PADANA	51	14,42%	15,71%	12,81%	13,58%	
	52	16,13%	20,86%	16,17%	16,74%	
	1	15,60%	15,33%	16,87%	15,54%	13,91%
	2	13,03%	12,79%	12,45%	14,26%	10,88%
	3	12,64%	12,85%	11,43%	13,72%	10,34%
	4	13,24%	12,36%	10,86%	14,53%	10,55%
ATS DI PAVIA	51	16,32%	17,60%	12,71%	14,70%	
	52	18,45%	21,31%	18,88%	16,24%	
	1	19,53%	16,81%	17,53%	16,12%	14,09%
	2	15,94%	13,27%	12,94%	15,41%	12,01%
	3	14,64%	13,57%	12,87%	15,02%	10,30%
	4	13,70%	12,93%	11,84%	16,77%	11,15%

Ultimo giorno di analisi: 25/01/2026

% Accessi in Pronto Soccorso con ILI

Settimana	2022	2023	2024	2025	2026
51	6,34%	8,75%	5,15%	7,20%	
52	6,95%	11,01%	7,63%	8,43%	
1	4,91%	5,96%	7,23%	7,13%	5,88%
2	3,91%	4,29%	4,52%	6,35%	4,41%
3	3,49%	4,22%	4,13%	6,37%	3,80%
4	2,99%	4,35%	3,96%	7,21%	3,71%

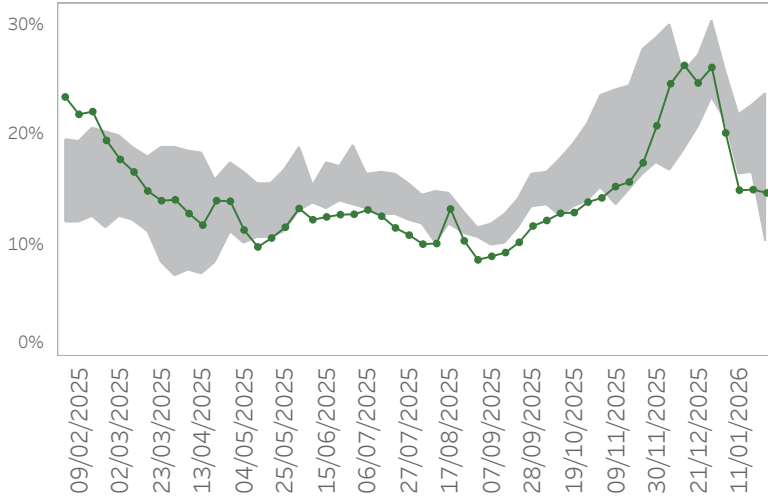
% di Ricoverati da Pronto Soccorso con ILI

Settimana	2022	2023	2024	2025	2026
51	6,41%	8,13%	5,98%	7,61%	
52	7,28%	9,90%	7,00%	8,26%	
1	3,59%	7,58%	8,88%	7,49%	6,76%
2	3,73%	5,17%	5,77%	6,01%	5,86%
3	3,26%	5,60%	5,30%	6,13%	5,43%
4	3,86%	5,15%	5,64%	6,74%	5,68%

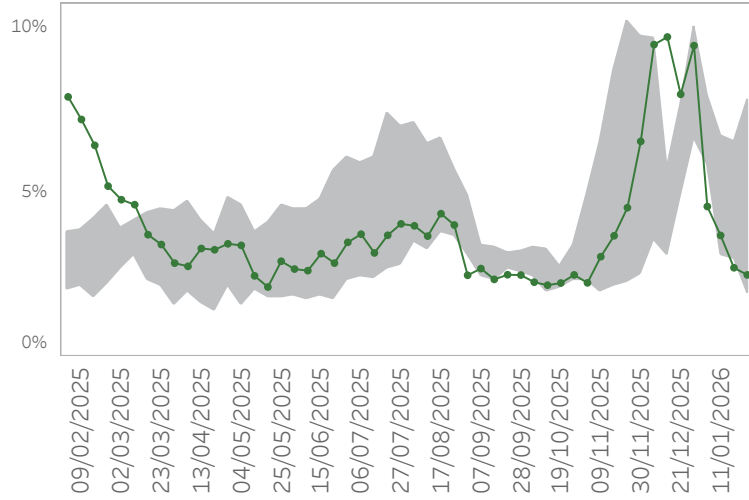
Ultimo giorno di analisi: 25/01/2026

% Accessi per fascia d'età con ILI

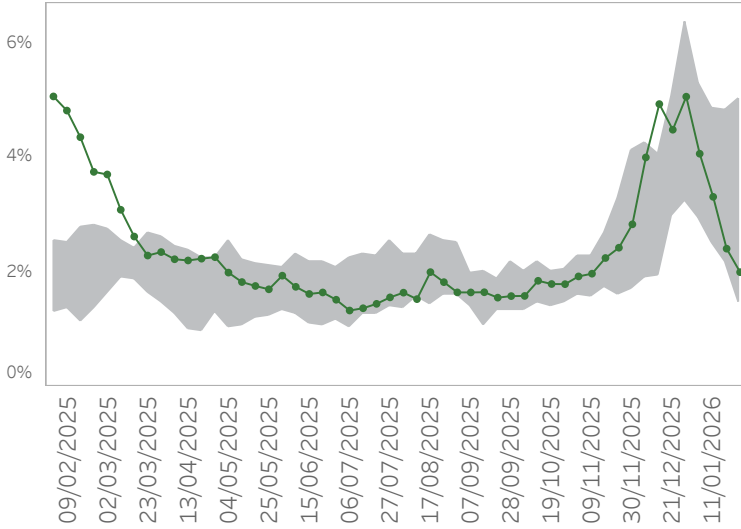
0-9



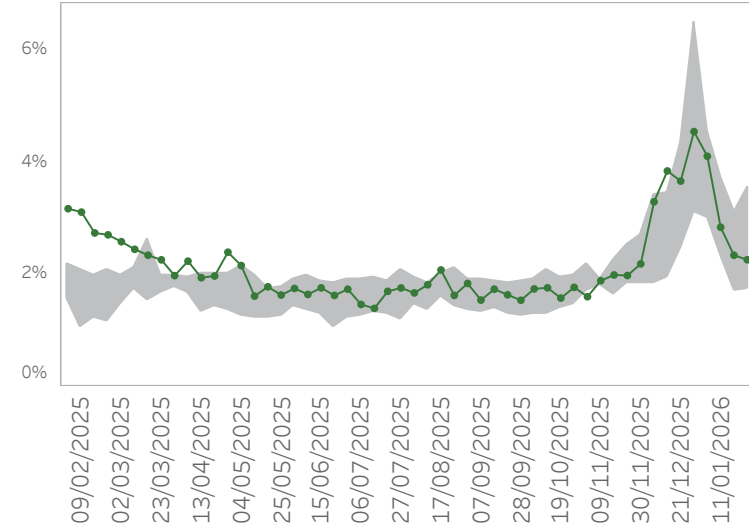
10-19



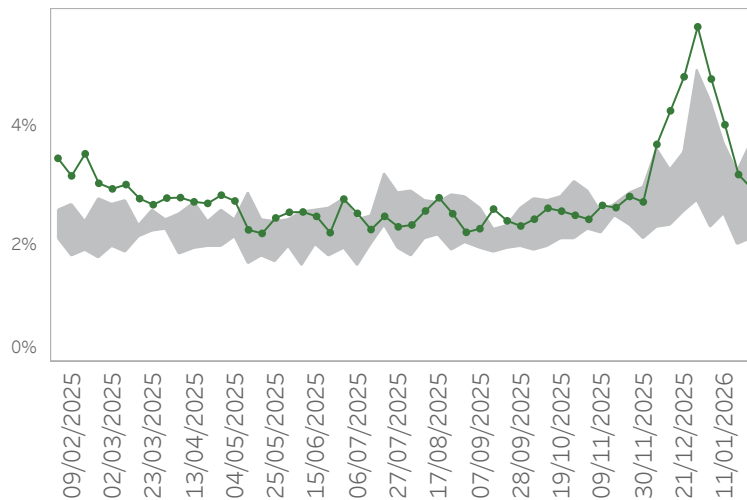
20-49



50-70



70+



Ultimo giorno di analisi: 25/01/2026

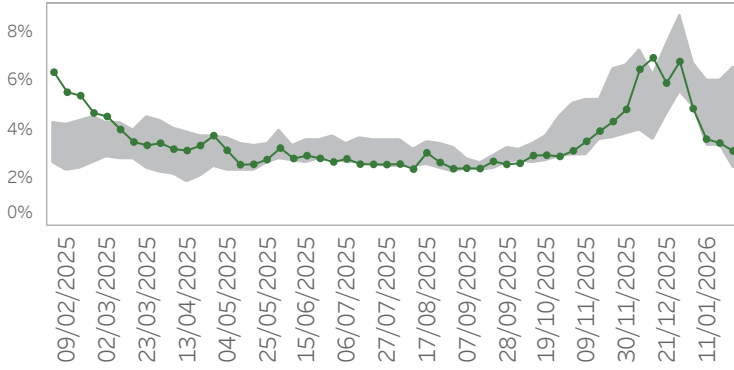
% Accessi per fascia d'età con ILI

Fascia d'età	Settimana	2022	2023	2024	2025	2026
0-9	51	24,48%	27,22%	20,72%	24,71%	
	52	26,73%	30,33%	24,13%	26,11%	
	1	21,26%	24,75%	25,79%	23,90%	20,20%
	2	16,47%	18,19%	16,95%	21,88%	15,04%
	3	16,68%	18,08%	17,14%	22,67%	15,09%
	4	14,32%	18,79%	17,34%	23,77%	14,79%
10-19	51	6,33%	7,59%	4,86%	7,94%	
	52	7,91%	9,74%	9,99%	9,41%	
	1	5,85%	5,91%	5,79%	7,88%	4,54%
	2	4,53%	3,36%	3,07%	6,65%	3,67%
	3	3,65%	2,96%	3,29%	6,49%	2,69%
	4	2,91%	3,11%	3,01%	7,75%	2,48%
20-49	51	3,29%	5,04%	2,98%	4,48%	
	52	3,23%	6,37%	4,89%	5,06%	
	1	3,22%	2,93%	4,59%	5,28%	4,06%
	2	2,51%	2,56%	3,31%	4,86%	3,31%
	3	2,16%	2,22%	2,38%	4,81%	2,41%
	4	1,54%	2,23%	2,11%	5,02%	2,00%
50-70	51	2,67%	4,32%	2,44%	3,66%	
	52	3,09%	6,49%	3,50%	4,53%	
	1	2,99%	3,15%	4,52%	4,04%	4,10%
	2	2,37%	2,31%	2,95%	3,71%	2,84%
	3	1,71%	2,25%	2,33%	3,10%	2,34%
	4	1,73%	1,94%	1,96%	3,53%	2,26%
70+	51	3,26%	3,55%	2,65%	4,85%	
	52	3,61%	4,97%	3,43%	5,70%	
	1	2,29%	3,94%	4,43%	4,08%	4,81%
	2	2,52%	3,06%	3,10%	3,73%	4,03%
	3	1,99%	2,68%	2,75%	3,24%	3,19%
	4	2,30%	2,37%	2,30%	3,73%	2,94%

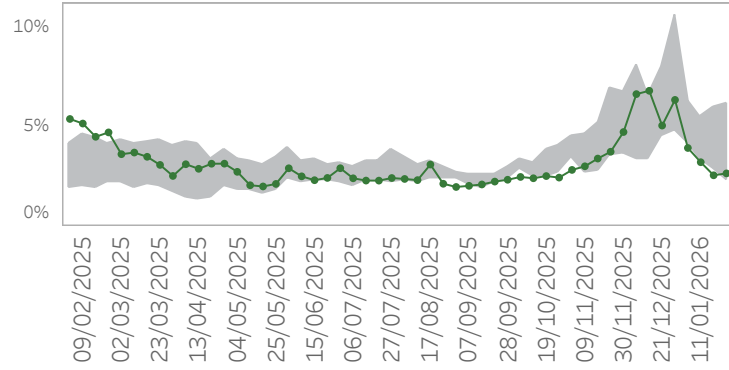
Ultimo giorno di analisi: 25/01/2026

% Accessi per ATS con ILI

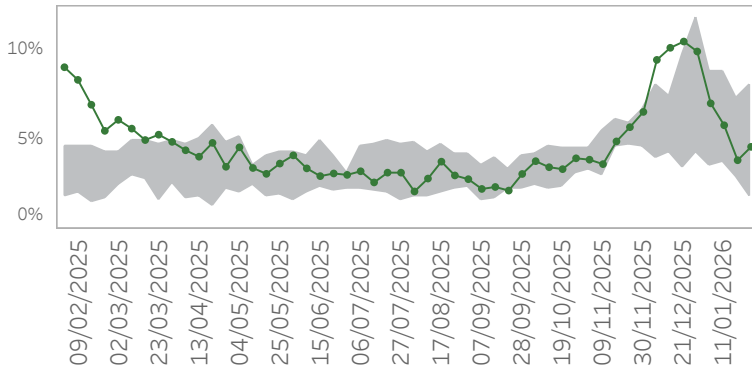
ATS della città Metropolitana di Milano



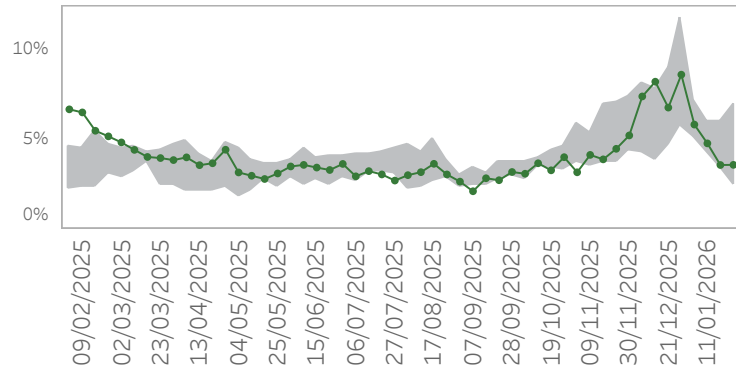
ATS dell'Insubria



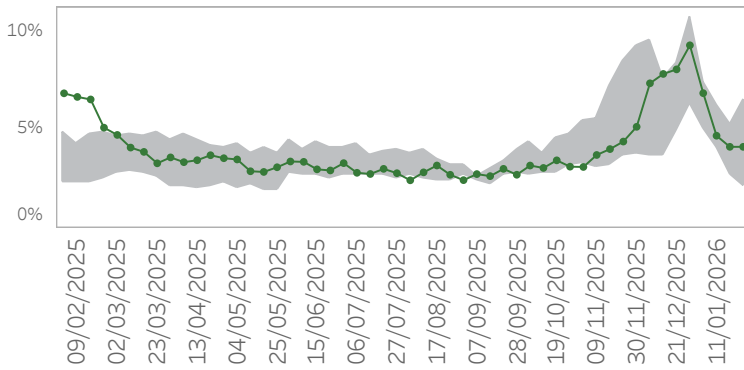
ATS della Montagna



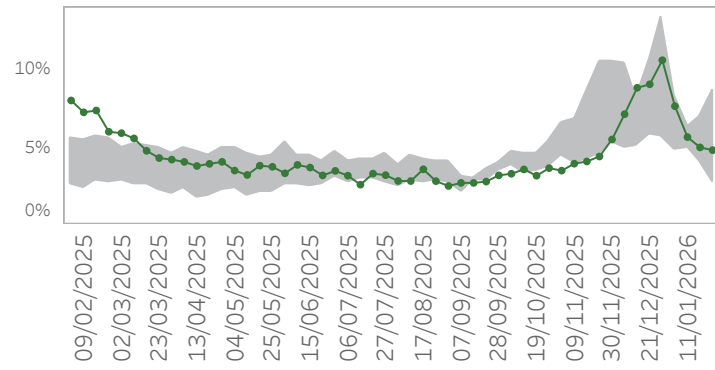
ATS della Brianza



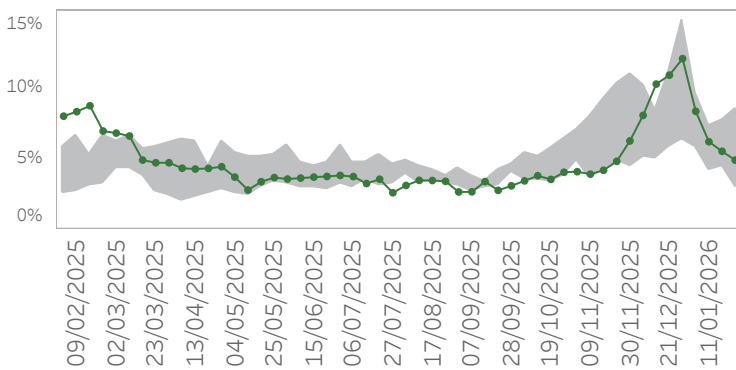
ATS di Bergamo



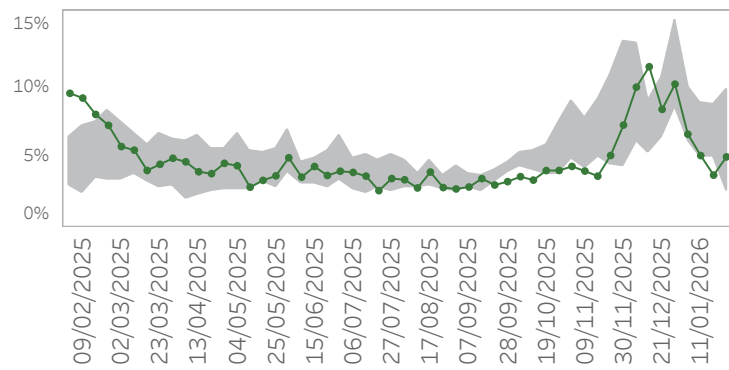
ATS di Brescia



ATS della Val Padana



ATS di Pavia

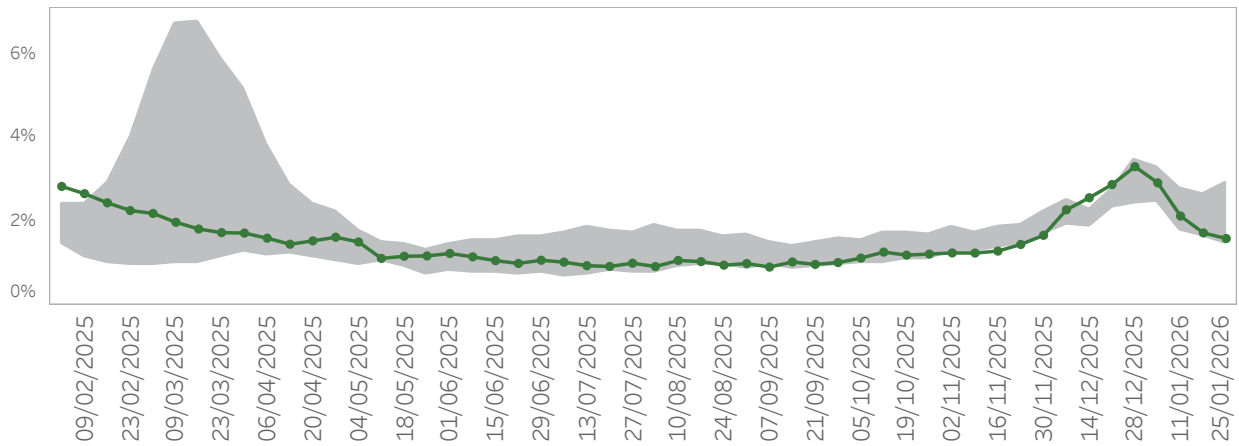


Ultimo giorno di analisi: 25/01/2026

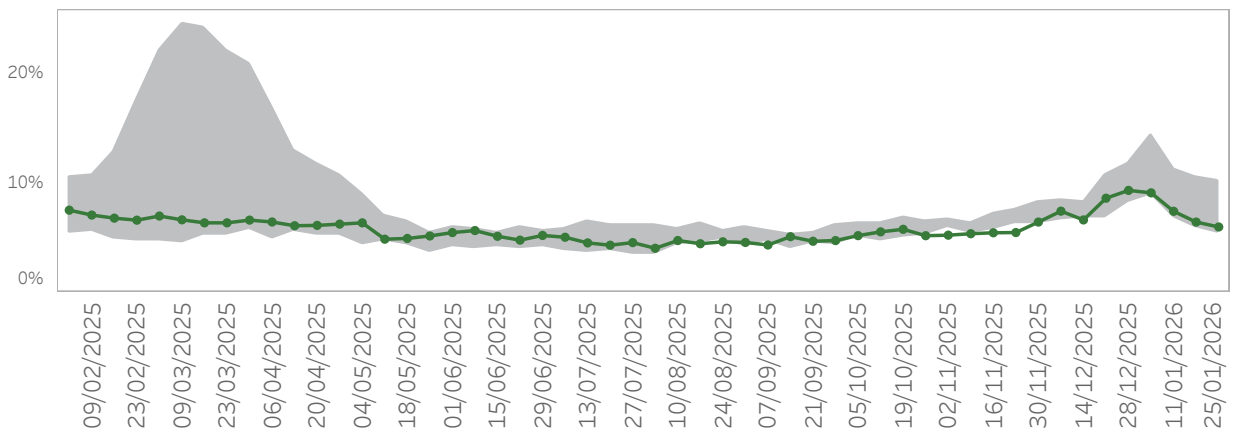
% Accessi per ATS con ILI

ATS	Settimana	2022	2023	2024	2025	2026
ATS DELLA CITTA' METROPOLITANA DI MILANO	51	5,18%	7,55%	4,59%	5,92%	
	52	5,95%	8,76%	7,05%	6,81%	
	1	4,91%	5,04%	6,22%	6,74%	4,87%
	2	3,32%	3,66%	3,83%	6,03%	3,61%
	3	3,31%	3,60%	3,52%	6,02%	3,45%
	4	3,02%	3,64%	3,45%	6,60%	3,12%
ATS DELL'INSUBRIA	51	5,75%	7,99%	4,52%	5,04%	
	52	6,15%	10,60%	6,54%	6,33%	
	1	4,09%	5,24%	6,19%	5,55%	3,92%
	2	3,37%	3,81%	4,30%	5,51%	3,21%
	3	2,91%	3,54%	2,97%	5,92%	2,56%
	4	2,71%	3,29%	3,12%	6,14%	2,65%
ATS DELLA MONTAGNA	51	4,94%	9,68%	6,07%	10,38%	
	52	6,09%	11,73%	8,29%	9,83%	
	1	3,54%	4,94%	8,72%	7,45%	6,96%
	2	3,68%	3,90%	6,04%	8,72%	5,74%
	3	2,82%	3,93%	4,67%	7,27%	3,81%
	4	2,59%	3,83%	4,43%	7,96%	4,55%
ATS DELLA BRIANZA	51	5,88%	8,89%	4,70%	6,71%	
	52	6,59%	11,70%	7,48%	8,52%	
	1	5,09%	6,34%	7,05%	7,07%	5,77%
	2	4,21%	4,30%	4,63%	5,88%	4,73%
	3	3,41%	3,69%	3,85%	5,95%	3,54%
	4	2,94%	4,64%	3,92%	6,91%	3,54%
ATS DI BERGAMO	51	7,44%	8,31%	4,93%	8,02%	
	52	7,73%	10,60%	7,54%	9,24%	
	1	4,99%	6,71%	7,36%	6,78%	6,82%
	2	4,06%	4,52%	4,35%	6,16%	4,68%
	3	2,70%	4,60%	4,11%	5,18%	4,12%
	4	2,83%	3,94%	4,15%	6,45%	4,12%
ATS DI BRESCIA	51	7,56%	10,60%	6,35%	9,06%	
	52	8,07%	13,33%	8,45%	10,61%	
	1	4,88%	7,29%	8,24%	7,93%	7,65%
	2	5,08%	5,18%	4,91%	6,36%	5,65%
	3	4,08%	5,04%	5,63%	6,99%	4,98%
	4	3,11%	5,90%	4,92%	8,67%	4,81%
ATS DELLA VAL PADANA	51	8,07%	11,10%	6,57%	10,91%	
	52	8,00%	14,72%	8,53%	12,08%	
	1	5,79%	6,80%	9,67%	8,65%	8,36%
	2	4,16%	5,17%	5,94%	7,30%	6,21%
	3	4,48%	5,72%	5,64%	7,73%	5,53%
	4	2,92%	5,58%	4,72%	8,56%	4,91%
ATS DI PAVIA	51	8,81%	10,71%	6,48%	8,43%	
	52	10,46%	14,71%	10,96%	10,23%	
	1	6,09%	7,43%	9,16%	9,99%	6,66%
	2	5,04%	5,96%	6,16%	8,95%	5,14%
	3	5,06%	6,10%	5,50%	8,80%	3,74%
	4	3,88%	6,17%	5,44%	9,90%	5,04%

Ultimo giorno di analisi: 25/01/2026

% Accessi in Pronto Soccorso con POLMONITI

Settimana	2022	2023	2024	2025	2026
51	2,35%	2,77%	2,31%	2,88%	
52	2,41%	3,45%	2,74%	3,30%	
1	3,28%	2,47%	3,19%	3,05%	2,92%
2	2,69%	1,77%	2,13%	2,79%	2,13%
3	2,32%	1,68%	1,63%	2,63%	1,72%
4	2,02%	1,46%	1,46%	2,92%	1,59%

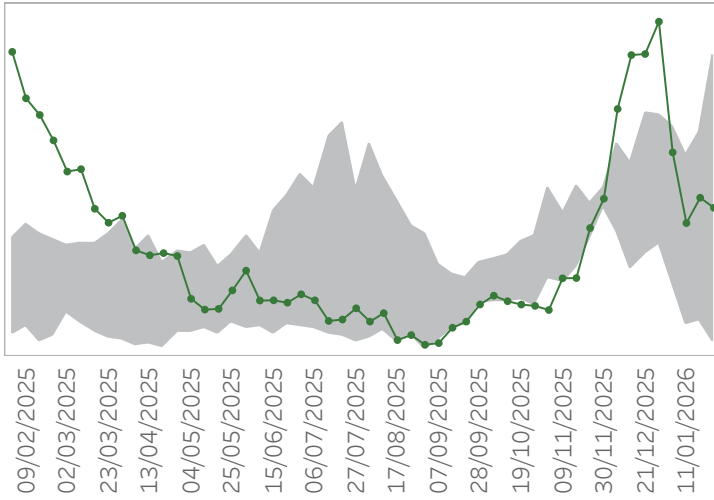
% di Ricoverati da Pronto Soccorso con POLMONITI

Settimana	2022	2023	2024	2025	2026
51	8,01%	9,09%	6,75%	8,58%	
52	8,38%	10,42%	8,14%	9,29%	
1	14,31%	8,92%	10,47%	9,02%	9,07%
2	11,14%	6,79%	7,47%	7,95%	7,39%
3	10,56%	6,48%	5,90%	7,47%	6,40%
4	9,41%	5,65%	5,46%	7,55%	5,96%

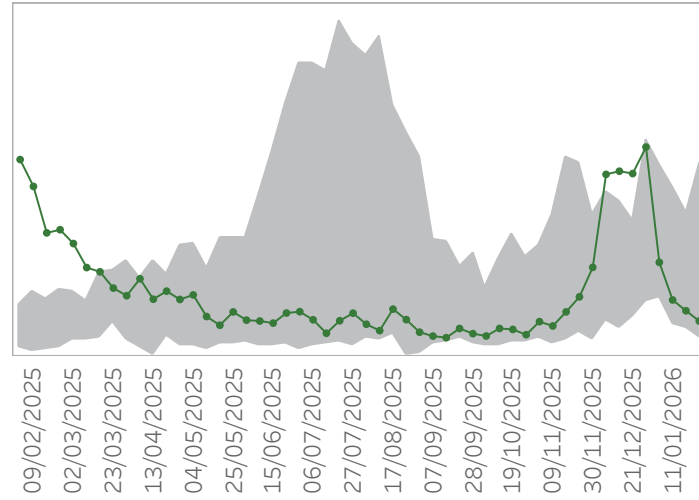
Ultimo giorno di analisi: 25/01/2026

% Accessi per fascia d'età con POLMONITI

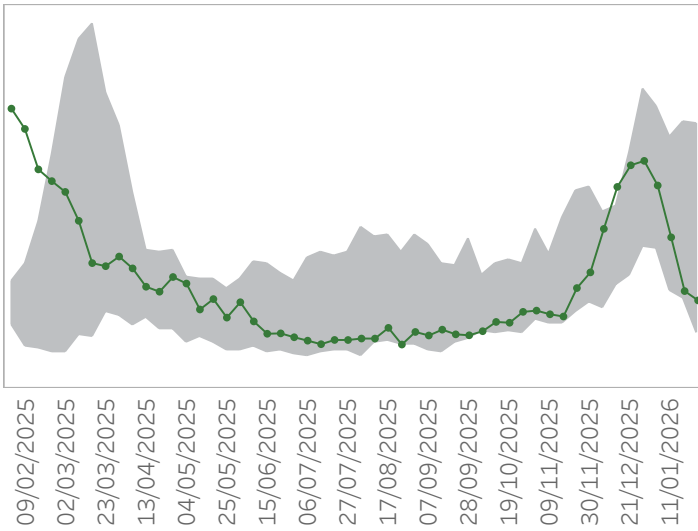
0-9



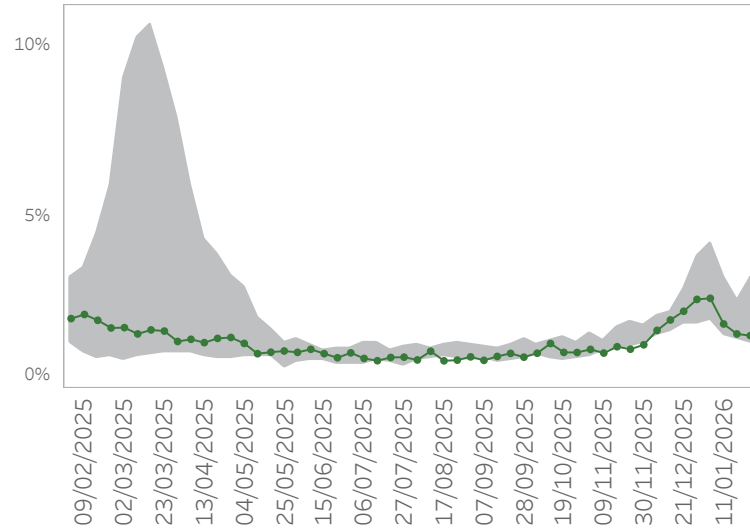
10-19



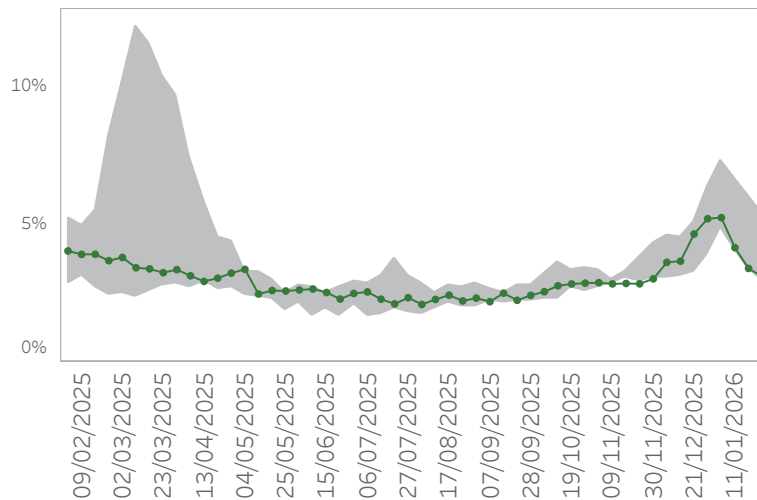
20-49



50-70



70+

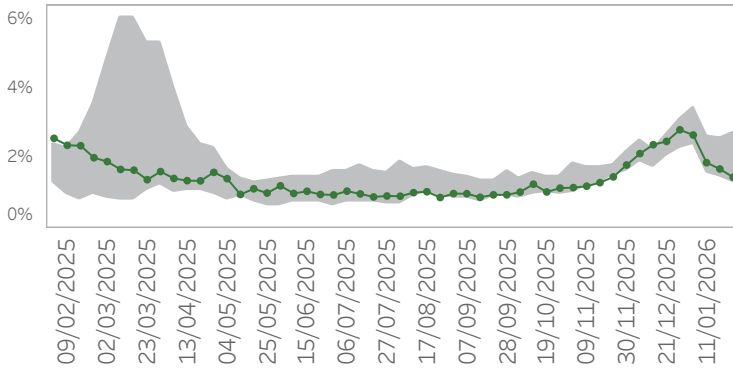
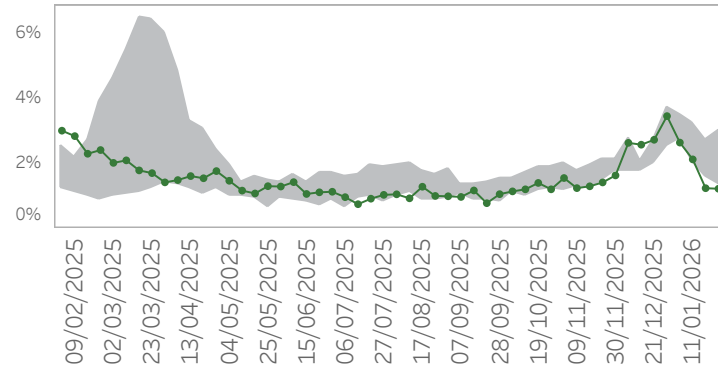
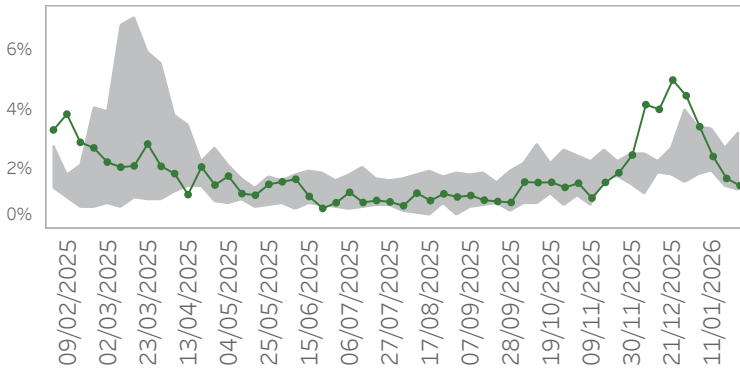
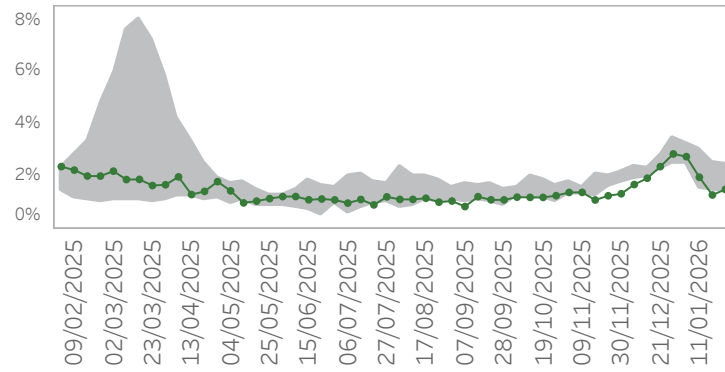
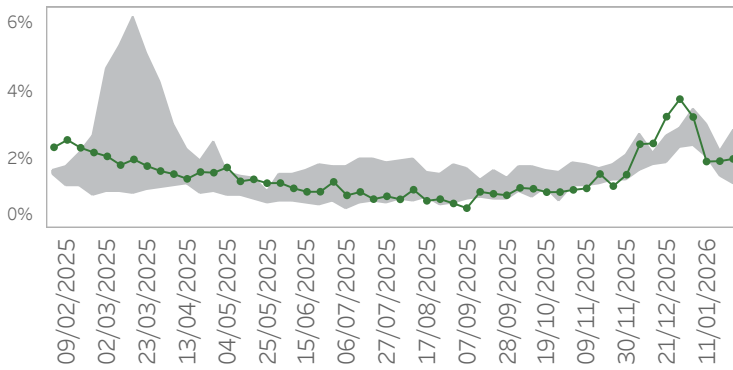
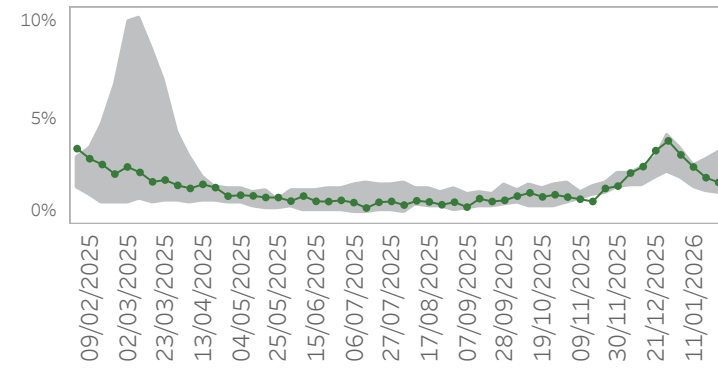
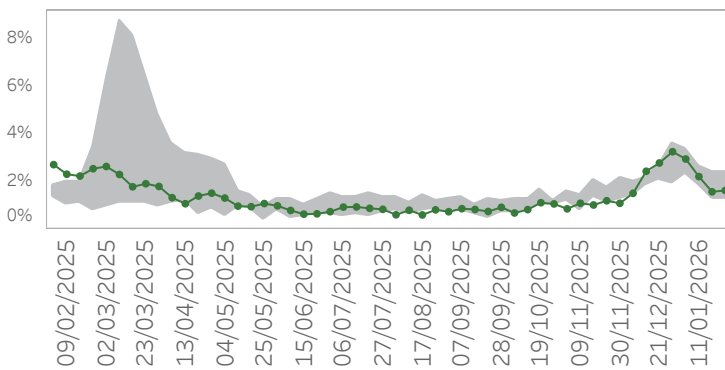
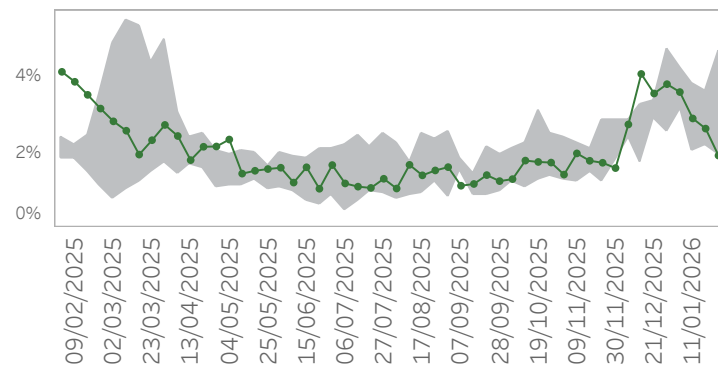


Ultimo giorno di analisi: 25/01/2026

% Accessi per fascia d'età con POLMONITI

Fascia d'età	Settimana	2022	2023	2024	2025	2026
0-9	51	2,59%	3,40%	3,58%	4,45%	
	52	2,44%	3,55%	3,26%	4,93%	
	1	1,07%	1,96%	3,29%	3,39%	3,01%
	2	0,47%	1,13%	1,61%	2,96%	1,97%
	3	0,52%	1,56%	1,59%	3,31%	2,34%
	4	0,75%	1,64%	1,30%	4,43%	2,19%
10-19	51	1,00%	1,28%	1,39%	1,86%	
	52	1,05%	1,66%	2,20%	2,13%	
	1	0,60%	0,77%	0,93%	1,96%	0,96%
	2	0,33%	0,46%	0,38%	1,71%	0,58%
	3	0,29%	0,31%	0,58%	1,46%	0,47%
	4	0,25%	0,41%	0,66%	1,96%	0,36%
20-49	51	1,13%	1,78%	1,64%	1,68%	
	52	1,07%	2,25%	1,98%	1,71%	
	1	1,06%	1,06%	1,78%	2,13%	1,53%
	2	0,74%	0,78%	1,31%	1,89%	1,14%
	3	0,68%	0,73%	0,85%	2,01%	0,73%
	4	0,41%	0,71%	0,78%	1,99%	0,66%
50-70	51	1,97%	2,57%	1,90%	2,26%	
	52	1,91%	3,83%	2,30%	2,60%	
	1	4,24%	2,00%	3,27%	2,55%	2,64%
	2	3,23%	1,56%	2,01%	2,58%	1,89%
	3	2,59%	1,44%	1,45%	2,19%	1,60%
	4	2,10%	1,34%	1,32%	2,28%	1,55%
70+	51	4,47%	4,27%	3,27%	4,64%	
	52	4,87%	5,06%	3,91%	5,20%	
	1	7,31%	5,44%	5,70%	4,90%	5,24%
	2	6,68%	4,11%	4,29%	4,55%	4,15%
	3	6,02%	3,88%	3,41%	4,07%	3,40%
	4	5,46%	2,99%	3,04%	4,33%	3,10%

Ultimo giorno di analisi: 25/01/2026

% Accessi per ATS con POLMONITI**ATS della città Metropolitana di Milano****ATS dell'Insubria****ATS della Montagna****ATS della Brianza****ATS di Bergamo****ATS di Brescia****ATS della Val Padana****ATS di Pavia**

Ultimo giorno di analisi: 25/01/2026

% Accessi per ATS con POLMONITI

ATS	Settimana	2022	2023	2024	2025	2026
ATS DELLA CITTA' METROPOLITANA DI MILANO	51	2,26%	2,67%	2,09%	2,47%	
	52	2,30%	3,03%	2,58%	2,80%	
	1	3,45%	2,37%	2,80%	2,93%	2,65%
	2	2,64%	1,59%	1,91%	2,56%	1,87%
	3	2,30%	1,66%	1,48%	2,55%	1,69%
	4	1,91%	1,44%	1,31%	2,74%	1,45%
ATS DELL'INSUBRIA	51	2,30%	2,70%	1,98%	2,72%	
	52	2,52%	3,68%	2,52%	3,44%	
	1	3,49%	2,84%	3,08%	2,79%	2,63%
	2	2,60%	2,08%	2,41%	3,21%	2,12%
	3	2,34%	1,85%	1,60%	2,73%	1,23%
	4	2,24%	1,36%	1,72%	3,00%	1,22%
ATS DELLA MONTAGNA	51	2,25%	2,55%	2,69%	5,02%	
	52	2,46%	3,99%	2,78%	4,50%	
	1	1,79%	2,58%	3,43%	3,36%	3,45%
	2	2,78%	1,93%	2,80%	3,37%	2,45%
	3	1,44%	2,01%	1,74%	2,69%	1,71%
	4	1,50%	1,31%	1,75%	3,17%	1,46%
ATS DELLA BRIANZA	51	2,52%	2,79%	2,23%	2,35%	
	52	2,44%	3,45%	2,71%	2,83%	
	1	3,25%	2,44%	3,19%	3,23%	2,73%
	2	3,05%	1,49%	2,05%	2,31%	1,95%
	3	2,55%	1,65%	1,47%	2,29%	1,28%
	4	1,95%	1,37%	1,61%	2,43%	1,49%
ATS DI BERGAMO	51	2,71%	2,51%	2,22%	3,27%	
	52	2,80%	2,93%	2,54%	3,79%	
	1	3,24%	2,43%	3,46%	2,92%	3,26%
	2	2,33%	2,11%	2,08%	3,02%	1,96%
	3	2,15%	1,64%	1,52%	2,24%	1,97%
	4	1,93%	1,27%	1,30%	2,85%	2,04%
ATS DI BRESCIA	51	2,19%	3,19%	2,80%	3,48%	
	52	2,44%	4,24%	2,96%	3,94%	
	1	3,21%	2,20%	3,61%	3,14%	3,28%
	2	2,76%	1,70%	2,31%	2,76%	2,71%
	3	2,43%	1,50%	1,98%	3,08%	2,21%
	4	2,01%	1,61%	1,48%	3,45%	1,99%
ATS DELLA VAL PADANA	51	2,08%	2,61%	2,51%	2,77%	
	52	1,95%	3,61%	2,52%	3,24%	
	1	3,23%	2,29%	3,34%	2,87%	2,94%
	2	2,27%	1,92%	1,81%	2,62%	2,21%
	3	2,21%	1,43%	1,31%	2,40%	1,57%
	4	2,23%	1,43%	1,25%	2,23%	1,63%
ATS DI PAVIA	51	2,90%	3,37%	3,30%	3,55%	
	52	2,52%	4,12%	4,71%	3,79%	
	1	3,14%	3,17%	4,19%	4,21%	3,58%
	2	3,58%	2,03%	2,80%	3,82%	2,89%
	3	2,70%	2,19%	2,87%	3,62%	2,62%
	4	2,57%	2,13%	1,94%	4,66%	1,91%