

SORVEGLIANZA ACCESSI PRONTO SOCCORSO

Nota metodologica

Il presente report mostra i dati relativi al numero di accessi settimanali nei Pronto Soccorso di Regione Lombardia; vengono riportati gli accessi totali e classificati in base alla diagnosi alla dimissione e suddivisi per fascia di età ed ATS di afferenza del Pronto Soccorso. La fonte dei dati è il flusso EUOL (Emergenze Urgenze Online).

Sulla base della diagnosi attribuita alla dimissione del Pronto Soccorso (codifica ICD-9CM) gli accessi sono stati suddivisi in:

1. Diagnosi di **sindromi respiratorie**
2. Diagnosi di **sindromi simi-influenzali (influenza-like illness, ILI)**
3. Diagnosi di **polmoniti**

Il framework utilizzato per la classificazione degli accessi è quello proposto dai Centers for Disease Control and Prevention (U.S. CDC), integrato con i codici relativi al COVID-19.

Si sottolinea inoltre che il flusso EUOL proveniente dai Pronto Soccorso dell'ATS PAVIA – Fondazione IRCCS Policlinico San Matteo, ASST PAVIA (Ospedale di Voghera e Vigevano) – presentano alcuni dati mancanti per le settimane n° 29-49 del 2023, pertanto i grafici relativi agli accessi suddivisi per ATS mostrano una flessione nel numero di accessi relativamente al periodo indicato.

Grafici rappresentati

Nei grafici la linea **verde** (denominata "Valore Attuale") mostra il dato relativo alla settimana riportata sull'asse x. L'area in **grigio** rappresenta i valori relativi alla stessa settimana nei 4 anni precedenti ordinati dal minimo al massimo.

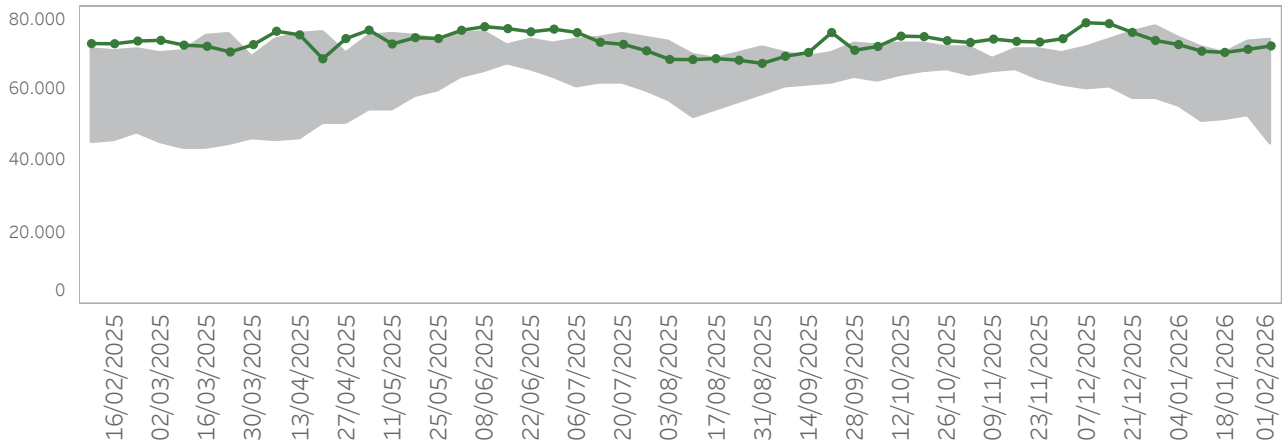
Codifica delle settimane rappresentate:

| Settimana | Inizio | Fine |
|-----------|------------|------------|
| 1 | 29/12/2025 | 04/01/2026 |
| 2 | 05/01/2026 | 11/01/2026 |
| 3 | 12/01/2026 | 18/01/2026 |
| 4 | 19/01/2026 | 25/01/2026 |
| 5 | 26/01/2026 | 01/02/2026 |

1. ACCESSI TOTALI

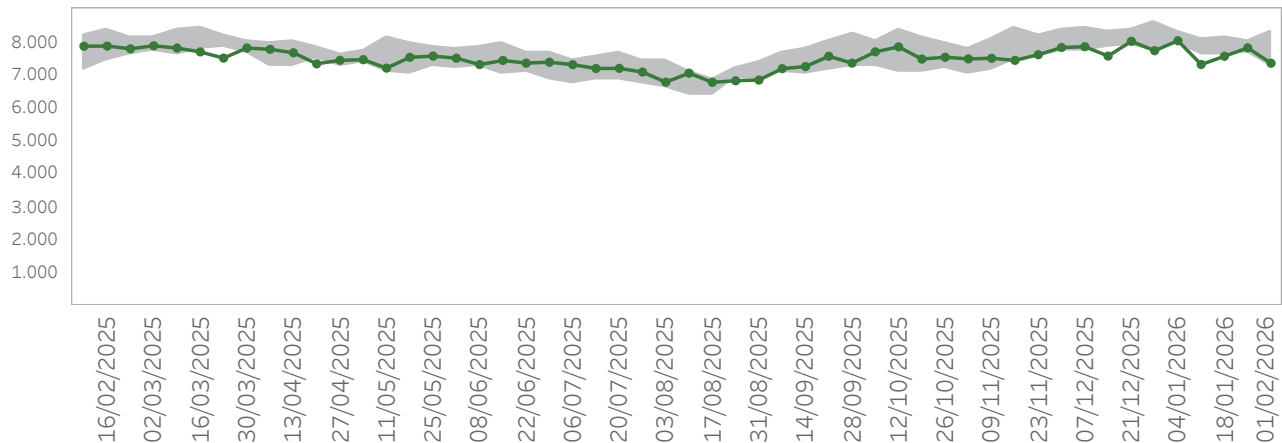
Ultimo giorno di analisi: 01/02/2026

Accessi Totali in Pronto Soccorso



| Settimana | 2022 | 2023 | 2024 | 2025 | 2026 |
|-----------|--------|--------|--------|--------|--------|
| 52 | 63.397 | 77.834 | 73.327 | 73.663 | |
| 1 | 54.929 | 65.074 | 68.742 | 74.214 | 72.513 |
| 2 | 51.000 | 62.449 | 63.644 | 71.977 | 70.665 |
| 3 | 51.499 | 61.739 | 64.609 | 70.241 | 70.327 |
| 4 | 52.309 | 63.222 | 66.957 | 73.229 | 71.190 |
| 5 | 56.315 | 66.040 | 69.035 | 73.893 | 72.137 |

Ricoveri Totali da Pronto Soccorso

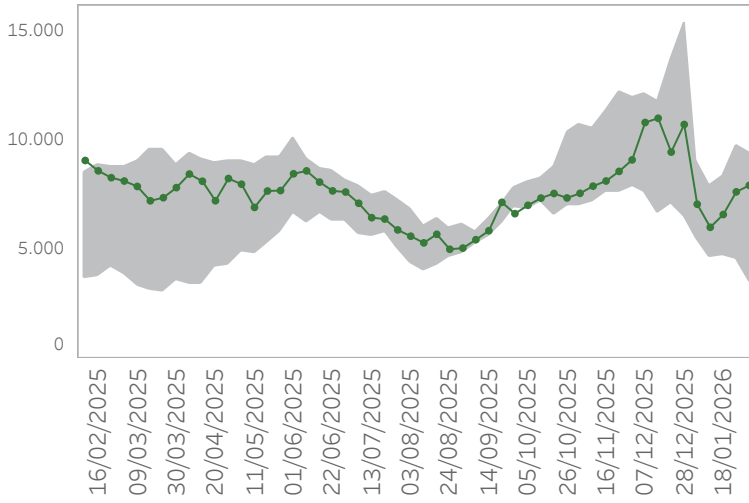


| Settimana | 2022 | 2023 | 2024 | 2025 | 2026 |
|-----------|-------|-------|-------|-------|-------|
| 52 | 8.611 | 8.384 | 7.740 | 7.758 | |
| 1 | 7.990 | 8.351 | 8.213 | 8.103 | 8.061 |
| 2 | 7.849 | 8.097 | 7.656 | 7.700 | 7.339 |
| 3 | 7.634 | 8.158 | 7.893 | 7.715 | 7.589 |
| 4 | 7.722 | 7.988 | 7.802 | 8.027 | 7.845 |
| 5 | 7.985 | 8.331 | 7.870 | 7.919 | 7.377 |

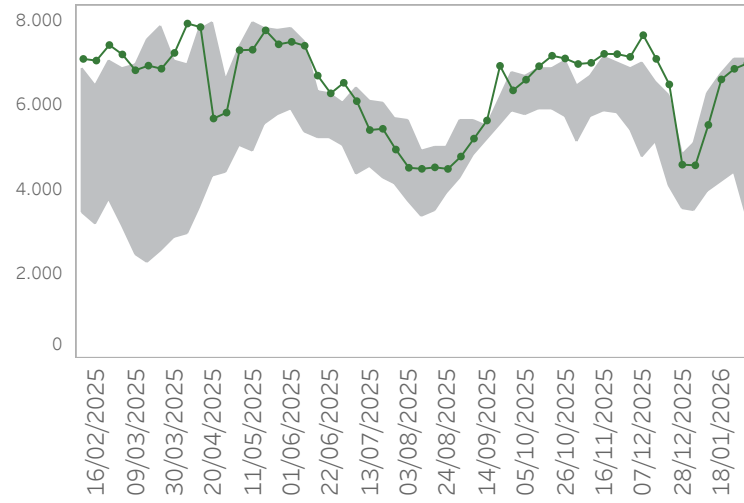
Ultimo giorno di analisi: 01/02/2026

Accessi Totali per fascia d'età

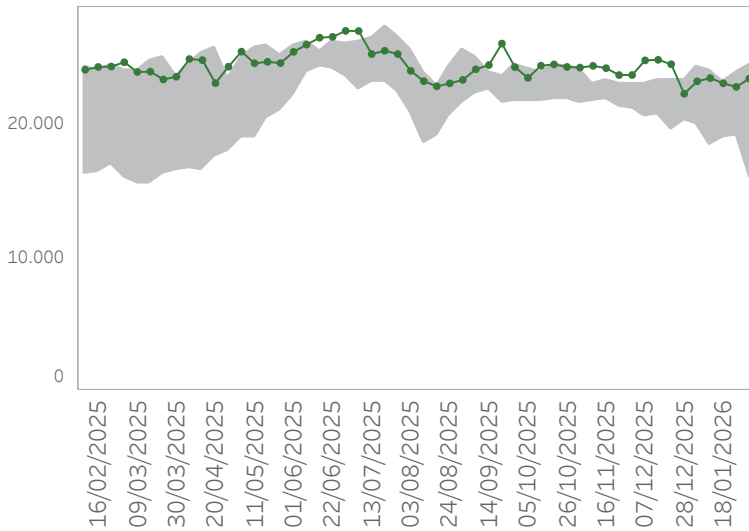
0-9



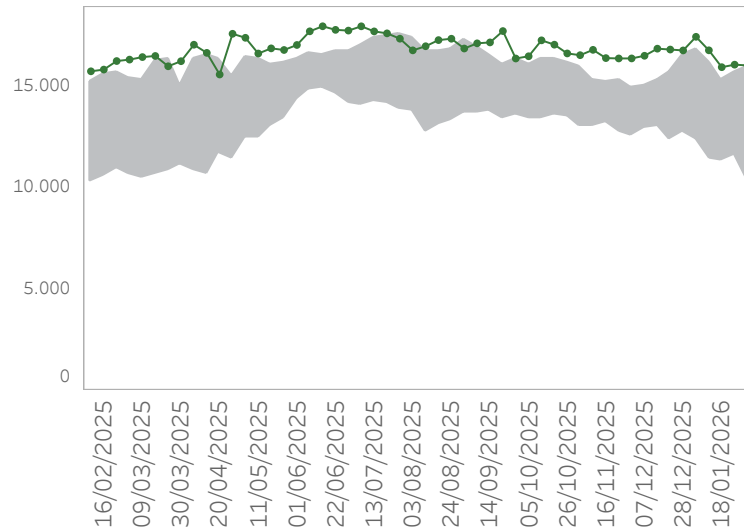
10-19



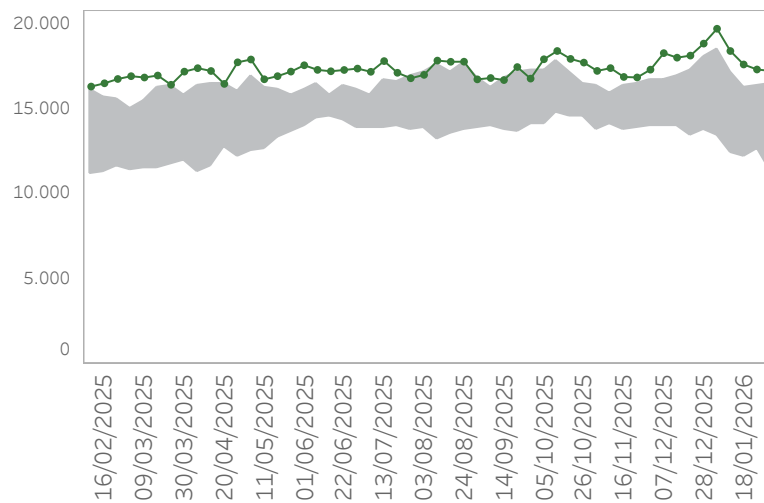
20-49



50-70



70+



Ultimo giorno di analisi: 01/02/2026

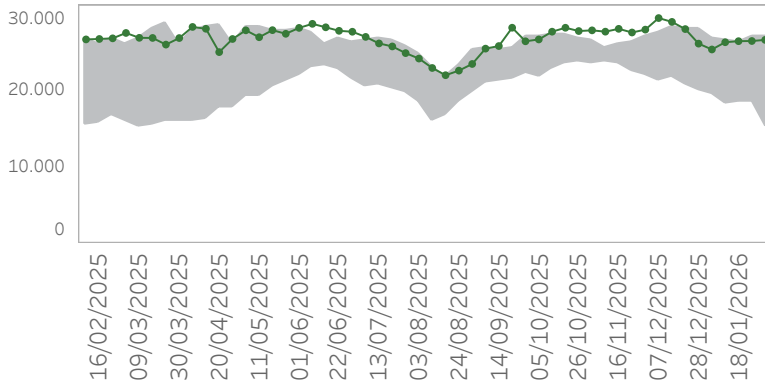
Accessi Totali per fascia d'età

| Fascia d'età | Settimana | 2022 | 2023 | 2024 | 2025 | 2026 |
|--------------|-----------|--------|--------|--------|--------|--------|
| 0-9 | 52 | 9.099 | 15.341 | 11.650 | 10.693 | |
| | 1 | 5.494 | 7.546 | 8.471 | 8.975 | 7.053 |
| | 2 | 4.652 | 6.392 | 6.401 | 7.851 | 6.000 |
| | 3 | 4.765 | 7.069 | 6.933 | 8.347 | 6.583 |
| | 4 | 4.540 | 7.881 | 7.669 | 9.711 | 7.618 |
| | 5 | 4.860 | 8.444 | 8.200 | 9.410 | 7.914 |
| 10-19 | 52 | 3.805 | 4.530 | 4.815 | 4.592 | |
| | 1 | 3.490 | 4.164 | 4.303 | 5.061 | 4.577 |
| | 2 | 3.933 | 5.412 | 5.481 | 6.254 | 5.533 |
| | 3 | 4.160 | 5.736 | 6.044 | 6.732 | 6.609 |
| | 4 | 4.402 | 5.884 | 6.383 | 7.074 | 6.860 |
| | 5 | 5.208 | 6.317 | 6.648 | 7.075 | 6.989 |
| 20-49 | 52 | 20.389 | 23.321 | 22.497 | 22.350 | |
| | 1 | 20.106 | 21.885 | 23.383 | 24.418 | 23.290 |
| | 2 | 18.535 | 21.525 | 21.971 | 24.184 | 23.532 |
| | 3 | 18.994 | 20.948 | 22.014 | 23.212 | 23.140 |
| | 4 | 19.173 | 21.310 | 22.933 | 23.925 | 22.870 |
| | 5 | 20.321 | 21.937 | 23.595 | 24.544 | 23.495 |
| 50-70 | 52 | 14.157 | 16.557 | 15.883 | 16.782 | |
| | 1 | 12.426 | 15.059 | 15.960 | 16.870 | 17.454 |
| | 2 | 11.479 | 13.890 | 14.501 | 16.148 | 16.788 |
| | 3 | 11.377 | 13.449 | 14.483 | 15.340 | 15.956 |
| | 4 | 11.593 | 13.480 | 14.486 | 15.713 | 16.080 |
| | 5 | 12.543 | 14.205 | 14.839 | 15.990 | 16.043 |
| 70+ | 52 | 15.922 | 17.764 | 18.079 | 18.839 | |
| | 1 | 13.394 | 16.405 | 16.417 | 18.478 | 19.712 |
| | 2 | 12.391 | 15.220 | 15.135 | 17.158 | 18.403 |
| | 3 | 12.192 | 14.530 | 14.910 | 16.207 | 17.611 |
| | 4 | 12.588 | 14.653 | 15.275 | 16.401 | 17.316 |
| | 5 | 13.368 | 15.121 | 15.503 | 16.434 | 17.235 |

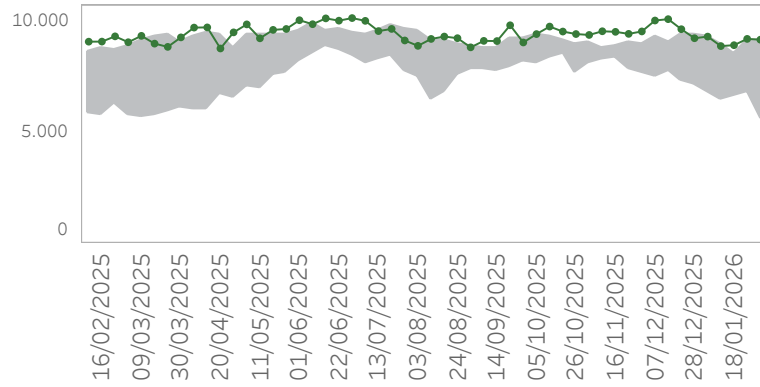
Ultimo giorno di analisi: 01/02/2026

Accessi Totali per ATS

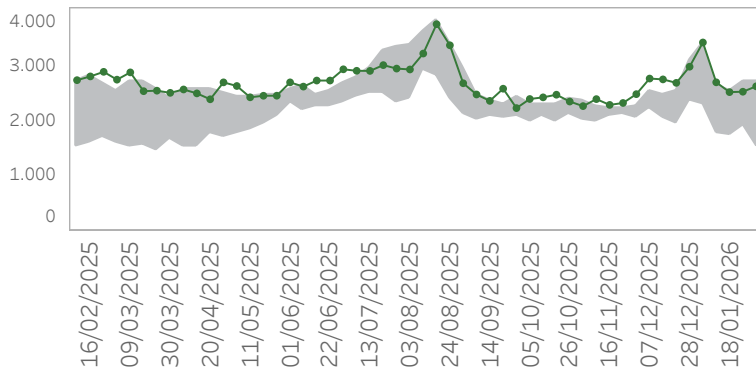
ATS della città Metropolitana di Milano



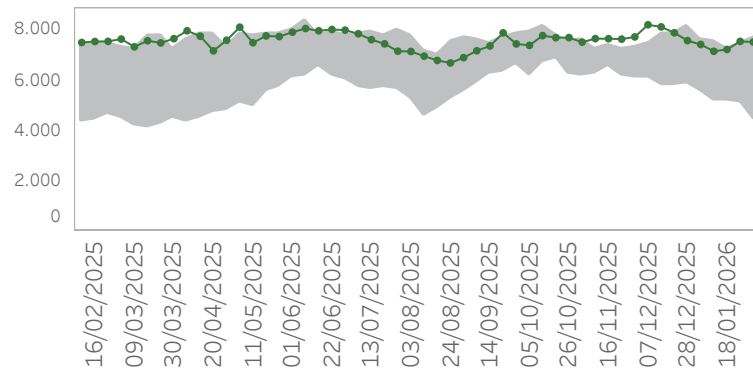
ATS dell'Insubria



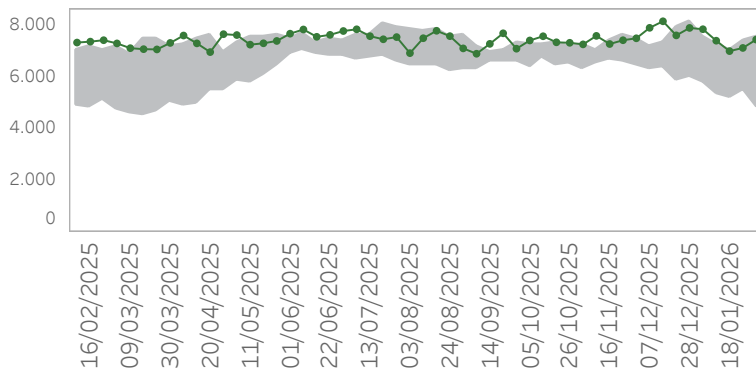
ATS della Montagna



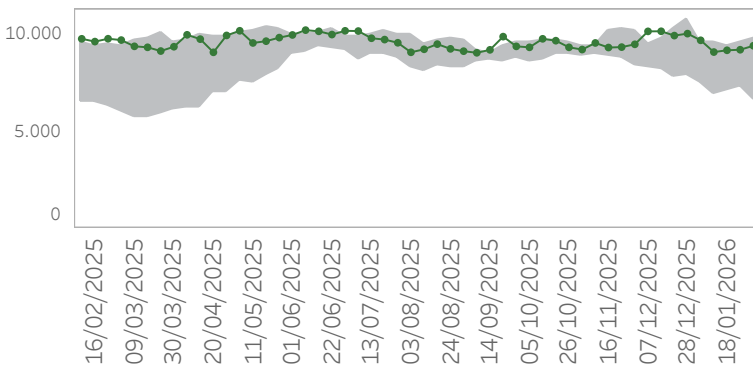
ATS della Brianza



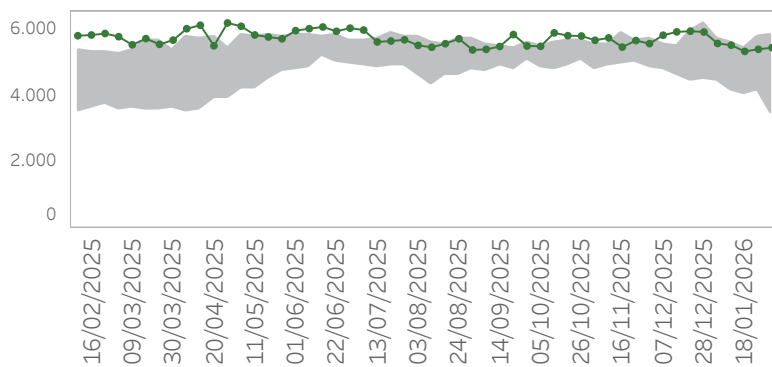
ATS di Bergamo



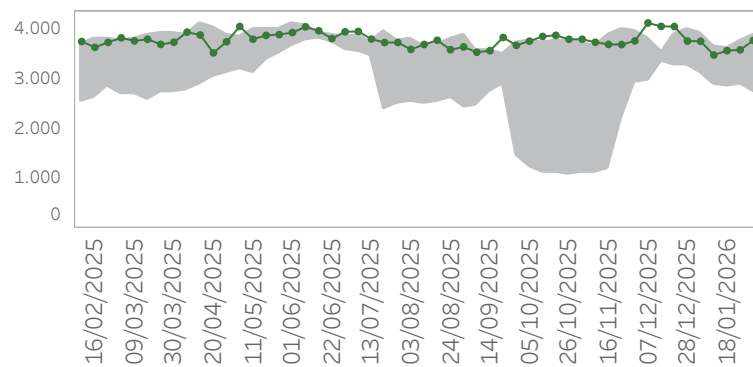
ATS di Brescia



ATS della Val Padana



ATS di Pavia



Ultimo giorno di analisi: 01/02/2026

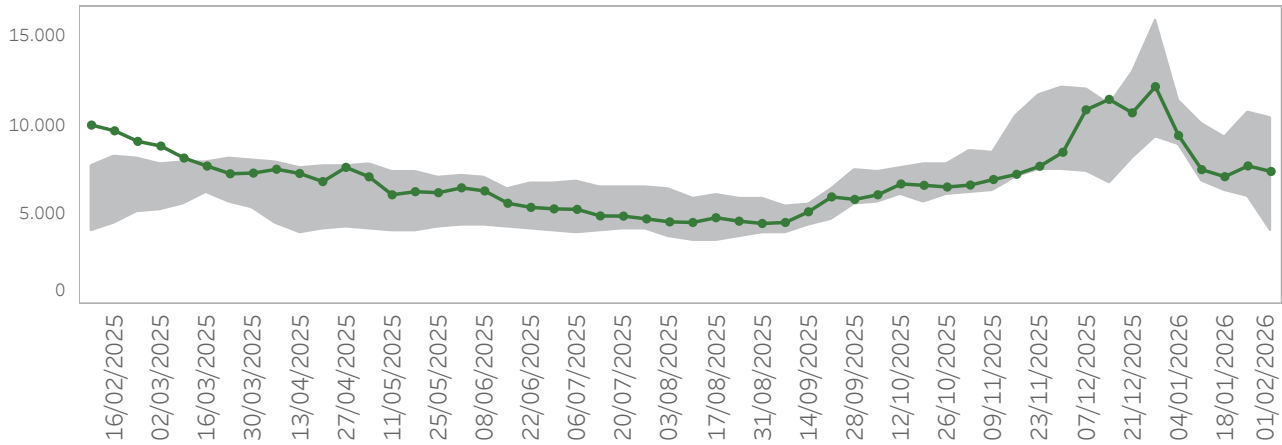
Accessi Totali per ATS

| ATS | Settimana | 2022 | 2023 | 2024 | 2025 | 2026 |
|--|-----------|--------|--------|--------|--------|--------|
| ATS DELLA CITTA' METROPOLITANA DI MILANO | 52 | 22.001 | 28.074 | 26.564 | 26.207 | |
| | 1 | 19.501 | 22.681 | 25.165 | 26.941 | 25.442 |
| | 2 | 18.286 | 22.587 | 24.142 | 26.671 | 26.392 |
| | 3 | 18.632 | 22.344 | 24.150 | 26.435 | 26.530 |
| | 4 | 18.565 | 22.252 | 24.951 | 27.229 | 26.552 |
| | 5 | 20.074 | 23.684 | 25.783 | 27.191 | 26.697 |
| ATS DELL'INSUBRIA | 52 | 8.081 | 9.419 | 9.382 | 9.235 | |
| | 1 | 6.799 | 8.276 | 8.120 | 9.283 | 9.308 |
| | 2 | 6.430 | 7.981 | 7.537 | 8.940 | 8.882 |
| | 3 | 6.624 | 7.766 | 7.955 | 8.509 | 8.922 |
| | 4 | 6.780 | 8.154 | 8.424 | 9.101 | 9.205 |
| | 5 | 7.169 | 8.611 | 8.754 | 9.141 | 9.169 |
| ATS DELLA MONTAGNA | 52 | 2.727 | 3.086 | 2.990 | 2.981 | |
| | 1 | 2.287 | 2.714 | 2.948 | 3.422 | 3.421 |
| | 2 | 1.765 | 2.129 | 2.318 | 2.638 | 2.698 |
| | 3 | 1.736 | 2.138 | 2.354 | 2.531 | 2.520 |
| | 4 | 1.927 | 2.218 | 2.575 | 2.715 | 2.527 |
| | 5 | 1.963 | 2.160 | 2.640 | 2.724 | 2.625 |
| ATS DELLA BRIANZA | 52 | 6.265 | 8.163 | 7.571 | 7.591 | |
| | 1 | 5.562 | 6.767 | 7.074 | 7.648 | 7.438 |
| | 2 | 5.183 | 6.517 | 6.525 | 7.569 | 7.167 |
| | 3 | 5.217 | 6.374 | 6.804 | 7.281 | 7.240 |
| | 4 | 5.141 | 6.643 | 6.961 | 7.523 | 7.561 |
| | 5 | 5.834 | 7.012 | 7.078 | 7.732 | 7.536 |
| ATS DI BERGAMO | 52 | 6.858 | 8.117 | 7.599 | 7.893 | |
| | 1 | 5.768 | 6.738 | 7.109 | 7.592 | 7.843 |
| | 2 | 5.325 | 6.127 | 6.444 | 7.288 | 7.400 |
| | 3 | 5.221 | 6.328 | 6.503 | 7.009 | 6.998 |
| | 4 | 5.506 | 6.667 | 6.696 | 7.437 | 7.120 |
| | 5 | 5.896 | 6.864 | 6.960 | 7.572 | 7.443 |
| ATS DI BRESCIA | 52 | 8.797 | 10.788 | 9.682 | 10.091 | |
| | 1 | 7.502 | 9.065 | 9.379 | 9.686 | 9.745 |
| | 2 | 6.994 | 8.799 | 8.642 | 9.613 | 9.136 |
| | 3 | 7.156 | 8.544 | 8.603 | 9.401 | 9.228 |
| | 4 | 7.330 | 9.016 | 9.042 | 9.685 | 9.256 |
| | 5 | 7.857 | 9.202 | 9.186 | 9.807 | 9.462 |
| ATS DELLA VAL PADANA | 52 | 5.140 | 6.184 | 5.827 | 5.921 | |
| | 1 | 4.423 | 5.239 | 5.387 | 5.747 | 5.577 |
| | 2 | 4.138 | 4.956 | 4.852 | 5.617 | 5.525 |
| | 3 | 4.065 | 4.951 | 5.039 | 5.460 | 5.337 |
| | 4 | 4.177 | 4.837 | 4.962 | 5.783 | 5.401 |
| | 5 | 4.371 | 4.957 | 5.229 | 5.841 | 5.449 |
| ATS DI PAVIA | 52 | 3.528 | 4.003 | 3.712 | 3.744 | |
| | 1 | 3.087 | 3.594 | 3.560 | 3.895 | 3.739 |
| | 2 | 2.879 | 3.353 | 3.184 | 3.641 | 3.465 |
| | 3 | 2.848 | 3.294 | 3.201 | 3.615 | 3.552 |
| | 4 | 2.883 | 3.435 | 3.346 | 3.756 | 3.568 |
| | 5 | 3.151 | 3.550 | 3.405 | 3.885 | 3.756 |

2. ACCESSI PER SINDROME

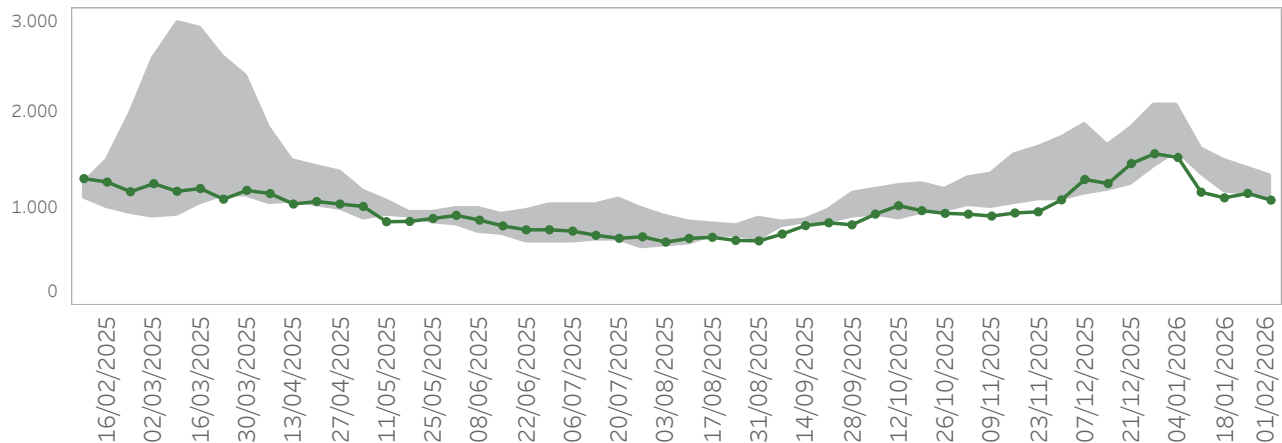
Ultimo giorno di analisi: 01/02/2026

Accessi in Pronto Soccorso con SINDROMI RESPIRATORIE



| Settimana | 2022 | 2023 | 2024 | 2025 | 2026 |
|-----------|--------|--------|--------|--------|-------|
| 52 | 10.567 | 15.826 | 12.329 | 12.164 | |
| 1 | 8.846 | 9.824 | 10.796 | 11.378 | 9.434 |
| 2 | 6.905 | 7.363 | 7.408 | 10.051 | 7.525 |
| 3 | 6.327 | 7.348 | 6.894 | 9.352 | 7.130 |
| 4 | 6.055 | 7.510 | 7.033 | 10.709 | 7.731 |
| 5 | 5.420 | 7.930 | 7.458 | 10.433 | 7.422 |

Ricoveri da Pronto Soccorso con SINDROMI RESPIRATORIE

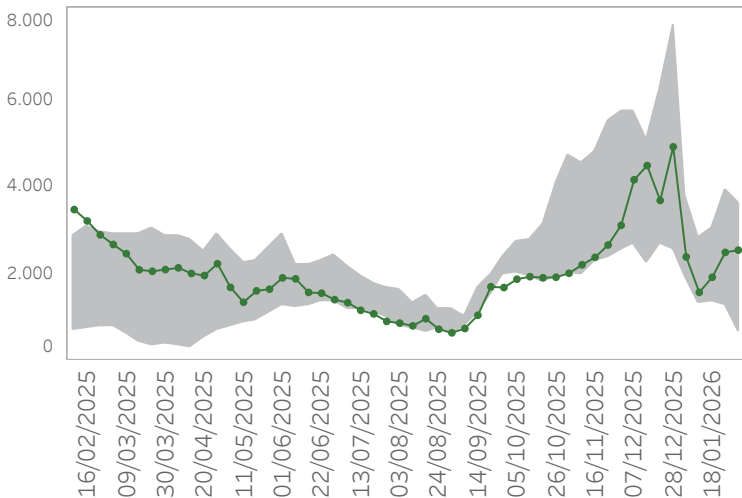


| Settimana | 2022 | 2023 | 2024 | 2025 | 2026 |
|-----------|-------|-------|-------|-------|-------|
| 52 | 1.956 | 2.078 | 1.415 | 1.567 | |
| 1 | 2.081 | 1.903 | 1.967 | 1.581 | 1.529 |
| 2 | 1.617 | 1.429 | 1.348 | 1.361 | 1.171 |
| 3 | 1.495 | 1.426 | 1.157 | 1.265 | 1.113 |
| 4 | 1.433 | 1.303 | 1.148 | 1.375 | 1.159 |
| 5 | 1.273 | 1.339 | 1.103 | 1.308 | 1.089 |

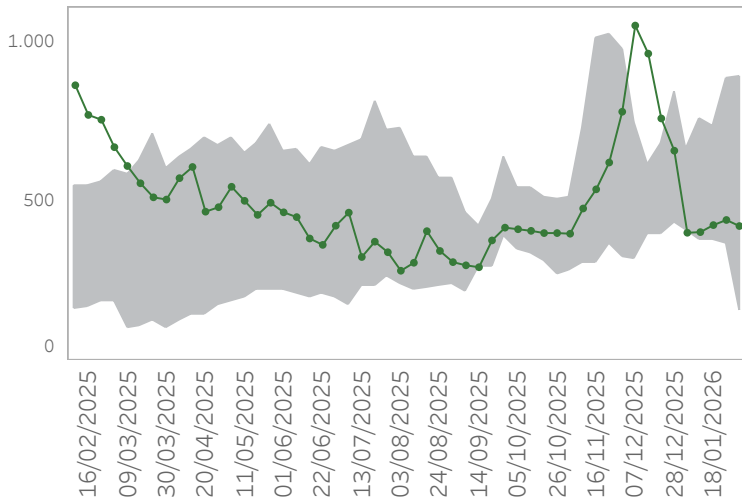
Ultimo giorno di analisi: 01/02/2026

Accessi per fascia d'età con SINDROMI RESPIRATORIE

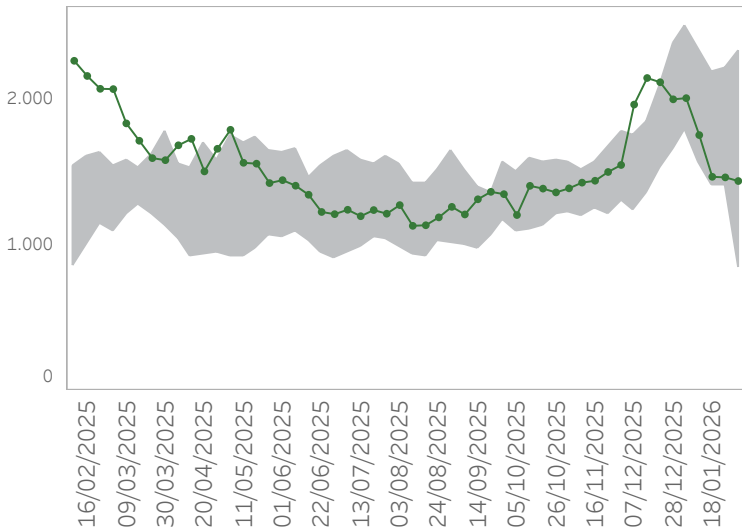
0-9



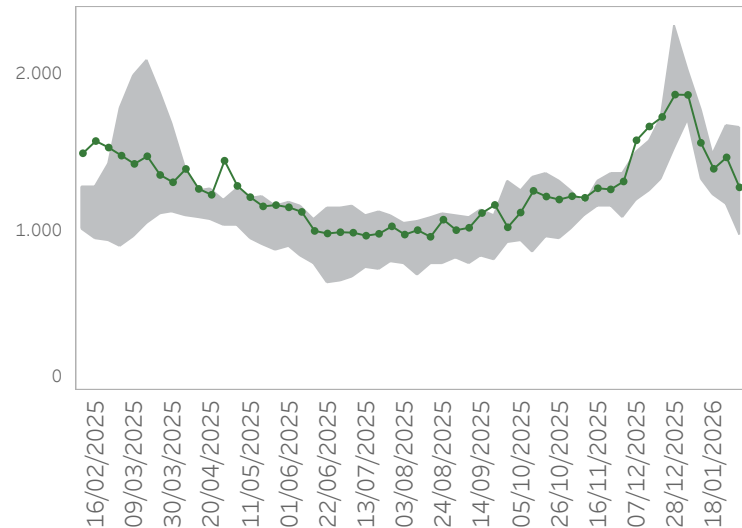
10-19



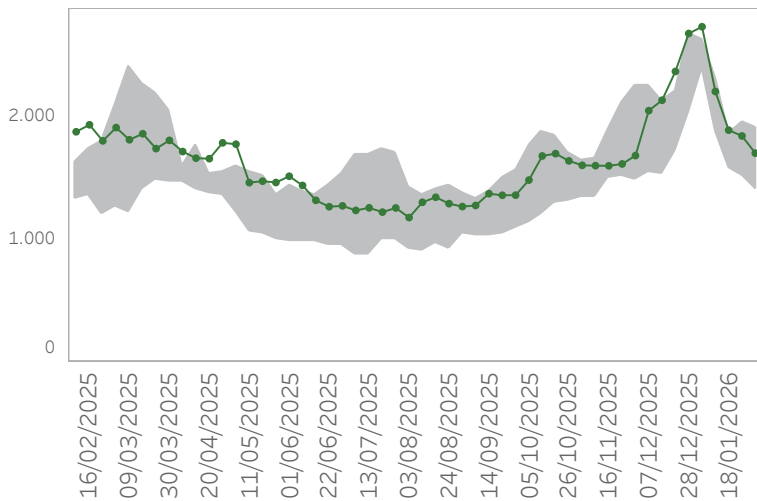
20-49



50-70



70+



Ultimo giorno di analisi: 01/02/2026

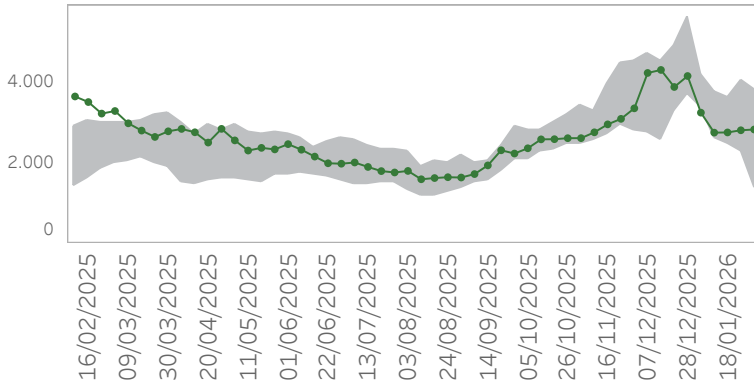
Accessi per fascia d'età con SINDROMI RESPIRATORIE

| Fascia d'età | Settimana | 2022 | 2023 | 2024 | 2025 | 2026 |
|--------------|-----------|-------|-------|-------|-------|-------|
| 0-9 | 52 | 4.415 | 7.704 | 5.620 | 4.903 | |
| | 1 | 1.930 | 3.255 | 3.649 | 3.774 | 2.379 |
| | 2 | 1.336 | 2.138 | 1.998 | 2.826 | 1.568 |
| | 3 | 1.360 | 2.505 | 2.181 | 3.035 | 1.915 |
| | 4 | 1.282 | 2.848 | 2.469 | 3.919 | 2.484 |
| | 5 | 1.137 | 2.992 | 2.716 | 3.586 | 2.535 |
| 10-19 | 52 | 496 | 706 | 840 | 658 | |
| | 1 | 406 | 443 | 439 | 661 | 401 |
| | 2 | 426 | 403 | 376 | 758 | 403 |
| | 3 | 378 | 398 | 436 | 732 | 425 |
| | 4 | 367 | 446 | 413 | 885 | 441 |
| | 5 | 307 | 508 | 484 | 887 | 422 |
| 20-49 | 52 | 1.656 | 2.379 | 2.180 | 1.997 | |
| | 1 | 2.192 | 1.790 | 2.174 | 2.504 | 2.005 |
| | 2 | 1.591 | 1.563 | 1.678 | 2.342 | 1.752 |
| | 3 | 1.555 | 1.411 | 1.441 | 2.180 | 1.466 |
| | 4 | 1.437 | 1.404 | 1.410 | 2.209 | 1.462 |
| | 5 | 1.293 | 1.423 | 1.522 | 2.332 | 1.437 |
| 50-70 | 52 | 1.526 | 2.305 | 1.601 | 1.868 | |
| | 1 | 1.921 | 1.706 | 2.019 | 1.873 | 1.866 |
| | 2 | 1.555 | 1.332 | 1.461 | 1.766 | 1.564 |
| | 3 | 1.263 | 1.242 | 1.234 | 1.492 | 1.400 |
| | 4 | 1.177 | 1.177 | 1.212 | 1.671 | 1.472 |
| | 5 | 1.067 | 1.307 | 1.225 | 1.658 | 1.283 |
| 70+ | 52 | 2.473 | 2.672 | 2.024 | 2.674 | |
| | 1 | 2.397 | 2.630 | 2.484 | 2.509 | 2.729 |
| | 2 | 1.996 | 1.927 | 1.876 | 2.311 | 2.202 |
| | 3 | 1.771 | 1.791 | 1.580 | 1.857 | 1.887 |
| | 4 | 1.791 | 1.635 | 1.511 | 1.955 | 1.840 |
| | 5 | 1.615 | 1.700 | 1.497 | 1.899 | 1.700 |

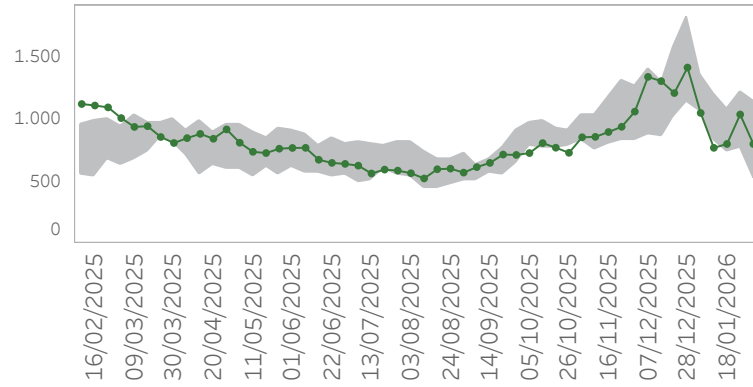
Ultimo giorno di analisi: 01/02/2026

Accessi per ATS con SINDROMI RESPIRATORIE

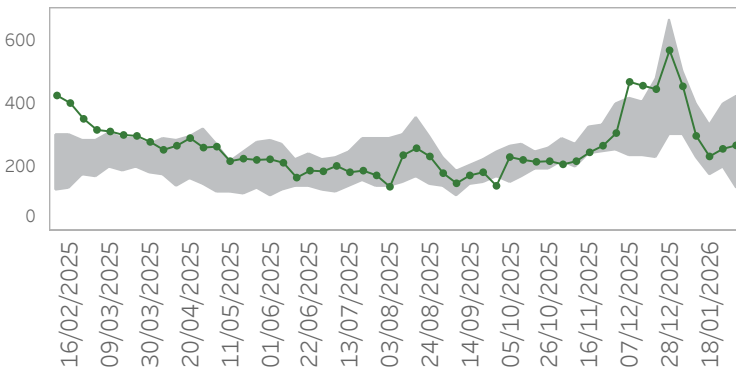
ATS della città Metropolitana di Milano



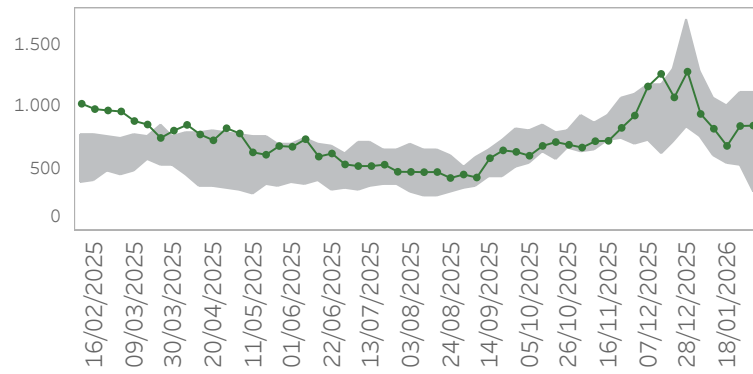
ATS dell'Insubria



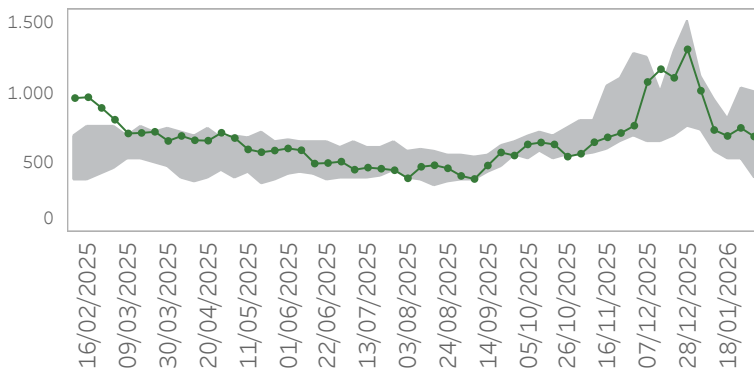
ATS della Montagna



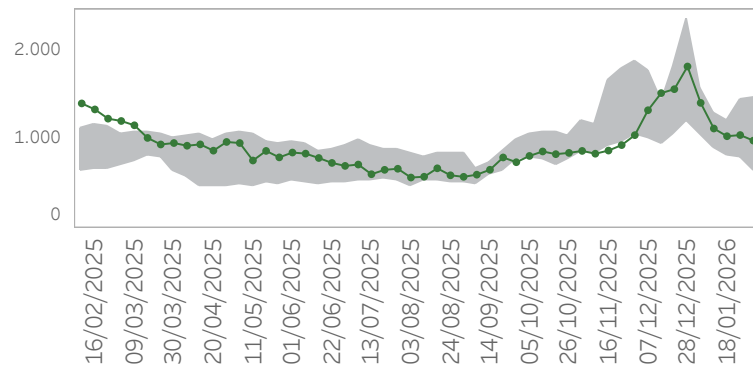
ATS della Brianza



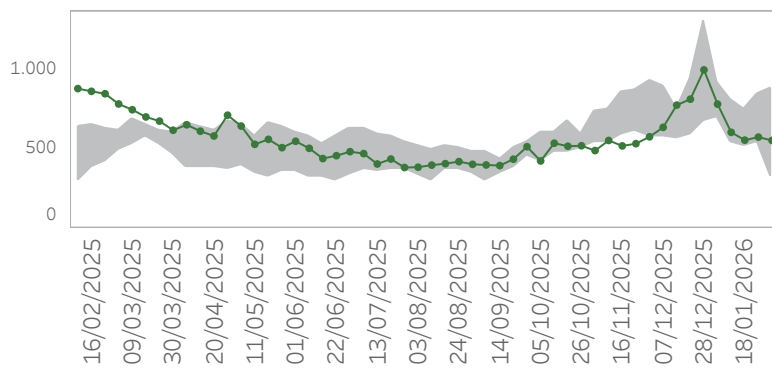
ATS di Bergamo



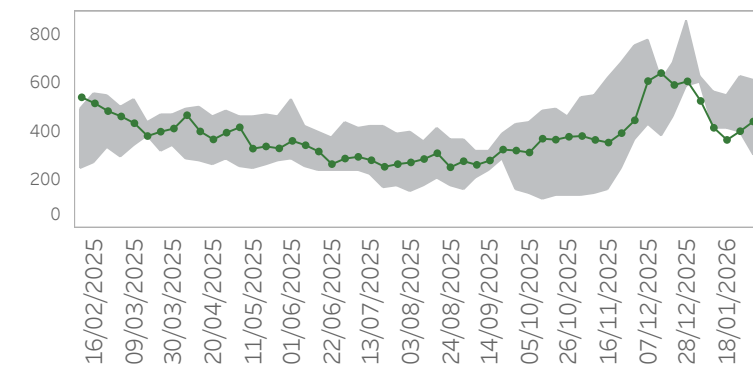
ATS di Brescia



ATS della Val Padana



ATS di Pavia



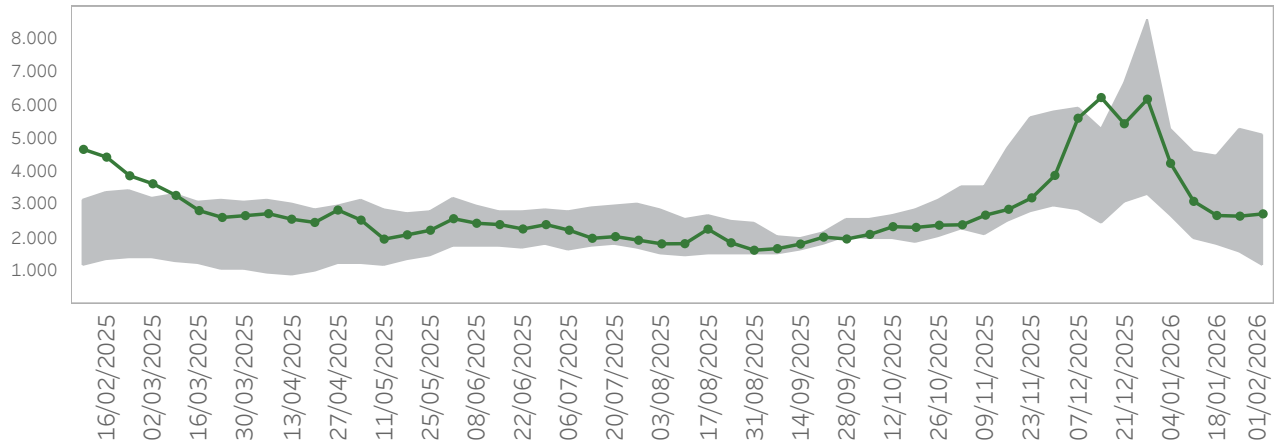
Ultimo giorno di analisi: 01/02/2026

Accessi per ATS con SINDROMI RESPIRATORIE

| ATS | Settimana | 2022 | 2023 | 2024 | 2025 | 2026 |
|--|-----------|-------|-------|-------|-------|-------|
| ATS DELLA CITTA' METROPOLITANA DI MILANO | 52 | 3.713 | 5.637 | 4.670 | 4.172 | |
| | 1 | 3.629 | 3.398 | 3.782 | 4.199 | 3.260 |
| | 2 | 2.757 | 2.641 | 2.787 | 3.778 | 2.763 |
| | 3 | 2.484 | 2.635 | 2.566 | 3.626 | 2.768 |
| | 4 | 2.300 | 2.651 | 2.664 | 4.037 | 2.822 |
| | 5 | 2.053 | 2.969 | 2.761 | 3.807 | 2.841 |
| ATS DELL'INSUBRIA | 52 | 1.324 | 1.820 | 1.465 | 1.415 | |
| | 1 | 1.069 | 1.256 | 1.223 | 1.361 | 1.050 |
| | 2 | 838 | 983 | 858 | 1.200 | 770 |
| | 3 | 844 | 915 | 746 | 1.075 | 801 |
| | 4 | 772 | 908 | 782 | 1.216 | 1.038 |
| | 5 | 732 | 942 | 810 | 1.143 | 801 |
| ATS DELLA MONTAGNA | 52 | 466 | 671 | 450 | 572 | |
| | 1 | 306 | 392 | 472 | 505 | 458 |
| | 2 | 232 | 252 | 317 | 403 | 301 |
| | 3 | 177 | 261 | 287 | 337 | 236 |
| | 4 | 199 | 272 | 337 | 400 | 260 |
| | 5 | 143 | 265 | 303 | 425 | 271 |
| ATS DELLA BRIANZA | 52 | 1.003 | 1.704 | 1.344 | 1.281 | |
| | 1 | 760 | 1.036 | 1.094 | 1.278 | 941 |
| | 2 | 596 | 697 | 728 | 1.068 | 822 |
| | 3 | 544 | 708 | 670 | 997 | 684 |
| | 4 | 517 | 749 | 676 | 1.108 | 844 |
| | 5 | 504 | 776 | 768 | 1.110 | 847 |
| ATS DI BERGAMO | 52 | 1.096 | 1.527 | 1.181 | 1.318 | |
| | 1 | 732 | 981 | 1.125 | 1.026 | 1.020 |
| | 2 | 581 | 662 | 681 | 950 | 737 |
| | 3 | 531 | 678 | 641 | 820 | 694 |
| | 4 | 524 | 712 | 701 | 1.042 | 752 |
| | 5 | 481 | 732 | 726 | 1.005 | 690 |
| ATS DI BRESCIA | 52 | 1.485 | 2.324 | 1.576 | 1.807 | |
| | 1 | 1.057 | 1.354 | 1.567 | 1.488 | 1.401 |
| | 2 | 903 | 1.049 | 1.021 | 1.290 | 1.115 |
| | 3 | 816 | 1.068 | 996 | 1.205 | 1.029 |
| | 4 | 795 | 1.176 | 938 | 1.436 | 1.042 |
| | 5 | 697 | 1.149 | 998 | 1.460 | 980 |
| ATS DELLA VAL PADANA | 52 | 829 | 1.290 | 942 | 991 | |
| | 1 | 690 | 803 | 909 | 893 | 777 |
| | 2 | 539 | 634 | 604 | 801 | 601 |
| | 3 | 514 | 636 | 576 | 749 | 552 |
| | 4 | 553 | 598 | 539 | 840 | 571 |
| | 5 | 472 | 591 | 652 | 874 | 550 |
| ATS DI PAVIA | 52 | 651 | 853 | 701 | 608 | |
| | 1 | 603 | 604 | 624 | 628 | 527 |
| | 2 | 459 | 445 | 412 | 561 | 416 |
| | 3 | 417 | 447 | 412 | 543 | 366 |
| | 4 | 395 | 444 | 396 | 630 | 402 |
| | 5 | 338 | 506 | 440 | 609 | 442 |

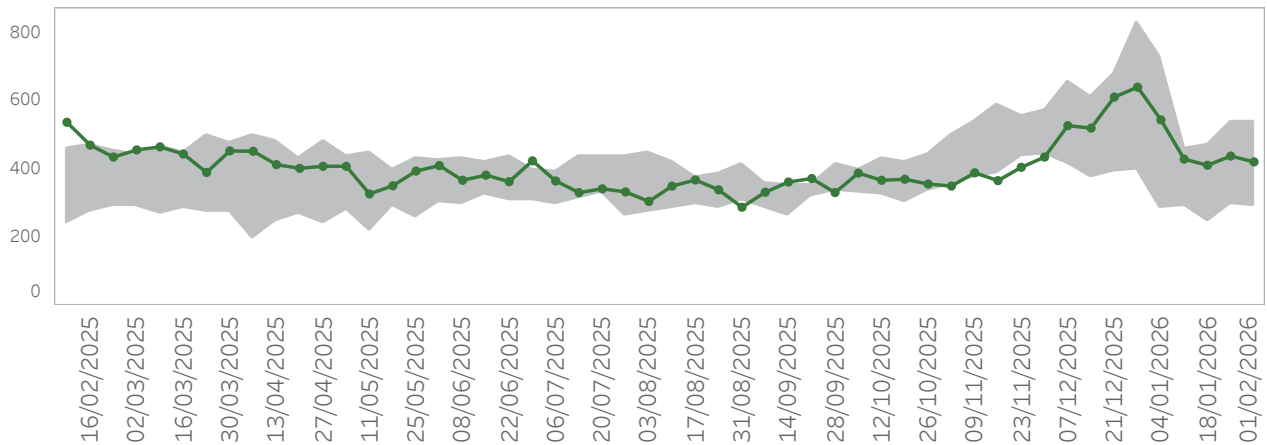
Ultimo giorno di analisi: 01/02/2026

Accessi in Pronto Soccorso con ILI



| Settimana | 2022 | 2023 | 2024 | 2025 | 2026 |
|-----------|-------|-------|-------|-------|-------|
| 52 | 4.404 | 8.571 | 5.596 | 6.208 | |
| 1 | 2.698 | 3.877 | 4.967 | 5.295 | 4.266 |
| 2 | 1.995 | 2.682 | 2.879 | 4.573 | 3.115 |
| 3 | 1.796 | 2.605 | 2.670 | 4.472 | 2.687 |
| 4 | 1.563 | 2.749 | 2.650 | 5.279 | 2.667 |
| 5 | 1.516 | 3.129 | 2.767 | 5.121 | 2.736 |

Ricoveri da Pronto Soccorso con ILI

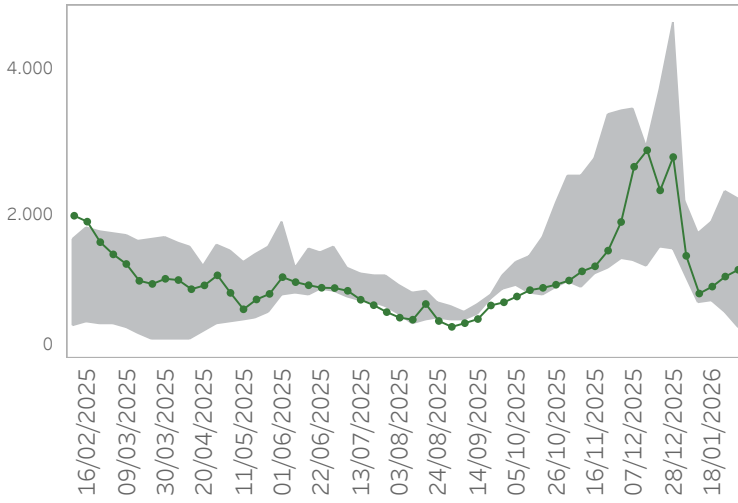


| Settimana | 2022 | 2023 | 2024 | 2025 | 2026 |
|-----------|------|------|------|------|------|
| 52 | 627 | 830 | 542 | 641 | |
| 1 | 287 | 633 | 729 | 607 | 545 |
| 2 | 293 | 419 | 442 | 463 | 430 |
| 3 | 249 | 457 | 418 | 473 | 412 |
| 4 | 298 | 411 | 440 | 541 | 439 |
| 5 | 309 | 473 | 442 | 537 | 422 |

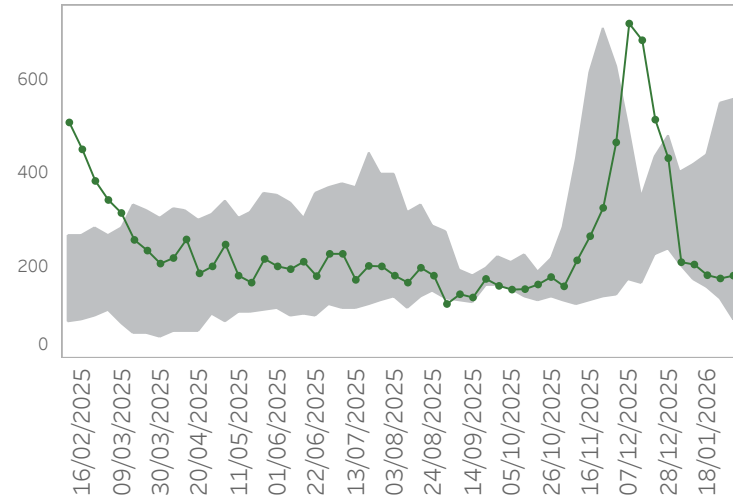
Ultimo giorno di analisi: 01/02/2026

Accessi per fascia d'età con ILI

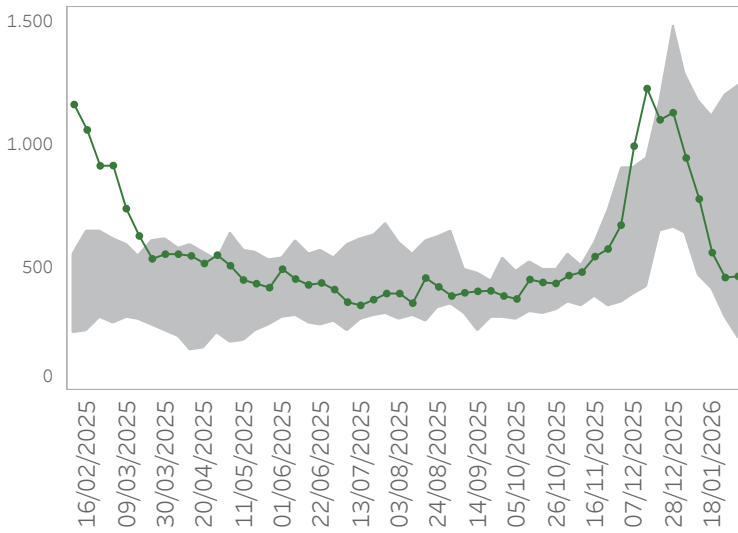
0-9



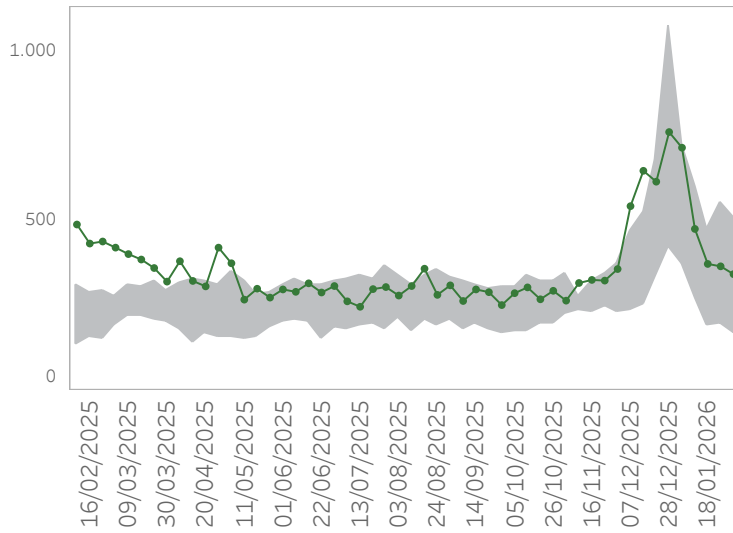
10-19



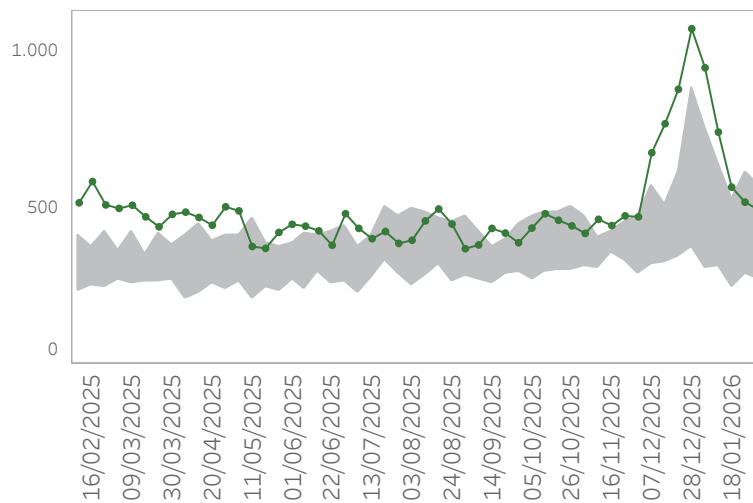
20-49



50-70



70+



Ultimo giorno di analisi: 01/02/2026

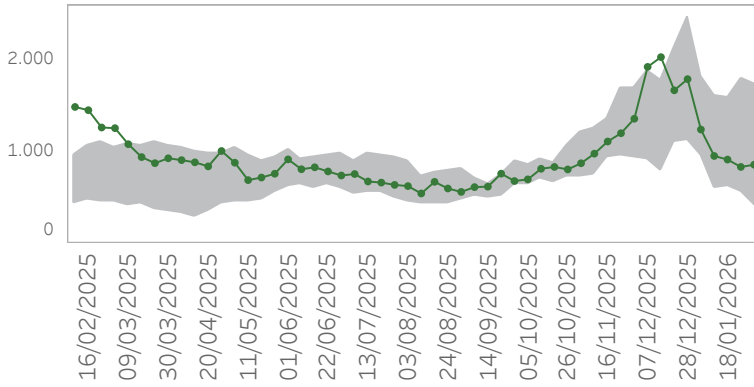
Accessi per fascia d'età con ILI

| Fascia d'età | Settimana | 2022 | 2023 | 2024 | 2025 | 2026 |
|--------------|-----------|-------|-------|-------|-------|-------|
| 0-9 | 52 | 2.432 | 4.653 | 2.811 | 2.792 | |
| | 1 | 1.168 | 1.868 | 2.185 | 2.145 | 1.425 |
| | 2 | 766 | 1.163 | 1.085 | 1.718 | 903 |
| | 3 | 795 | 1.278 | 1.188 | 1.892 | 999 |
| | 4 | 650 | 1.481 | 1.330 | 2.308 | 1.138 |
| | 5 | 632 | 1.650 | 1.369 | 2.207 | 1.232 |
| 10-19 | 52 | 301 | 441 | 481 | 432 | |
| | 1 | 204 | 246 | 249 | 399 | 208 |
| | 2 | 178 | 182 | 168 | 416 | 203 |
| | 3 | 152 | 170 | 199 | 437 | 180 |
| | 4 | 128 | 183 | 192 | 548 | 173 |
| | 5 | 107 | 238 | 181 | 556 | 179 |
| 20-49 | 52 | 659 | 1.485 | 1.099 | 1.130 | |
| | 1 | 647 | 642 | 1.073 | 1.289 | 946 |
| | 2 | 466 | 551 | 727 | 1.176 | 779 |
| | 3 | 411 | 465 | 524 | 1.117 | 561 |
| | 4 | 295 | 475 | 485 | 1.202 | 460 |
| | 5 | 304 | 560 | 535 | 1.242 | 465 |
| 50-70 | 52 | 438 | 1.075 | 556 | 761 | |
| | 1 | 372 | 475 | 721 | 681 | 715 |
| | 2 | 272 | 321 | 428 | 599 | 476 |
| | 3 | 194 | 302 | 337 | 475 | 373 |
| | 4 | 200 | 261 | 284 | 555 | 366 |
| | 5 | 196 | 292 | 325 | 506 | 343 |
| 70+ | 52 | 574 | 882 | 620 | 1.073 | |
| | 1 | 307 | 646 | 728 | 754 | 948 |
| | 2 | 312 | 465 | 469 | 640 | 742 |
| | 3 | 243 | 389 | 410 | 525 | 566 |
| | 4 | 290 | 348 | 351 | 611 | 518 |
| | 5 | 277 | 389 | 353 | 569 | 494 |

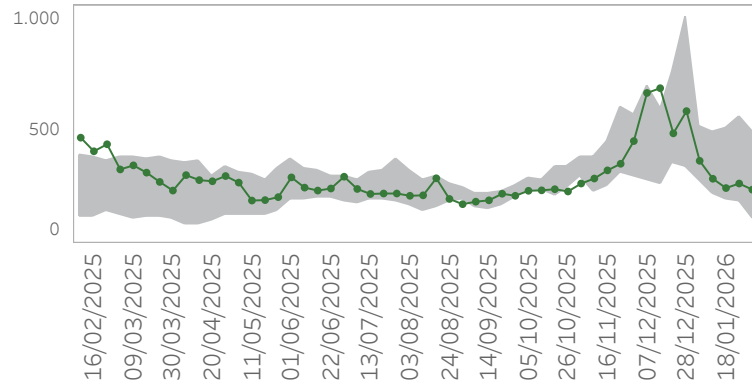
Ultimo giorno di analisi: 01/02/2026

Accessi per ATS con ILI

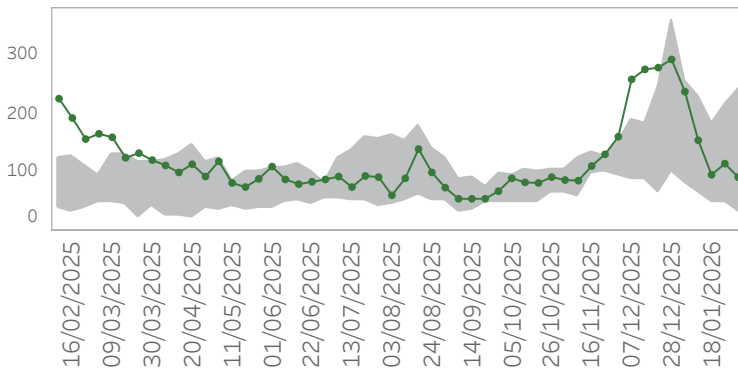
ATS della città Metropolitana di Milano



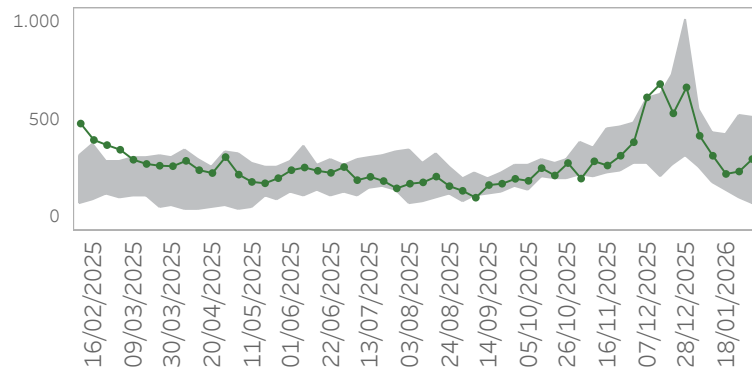
ATS dell'Insubria



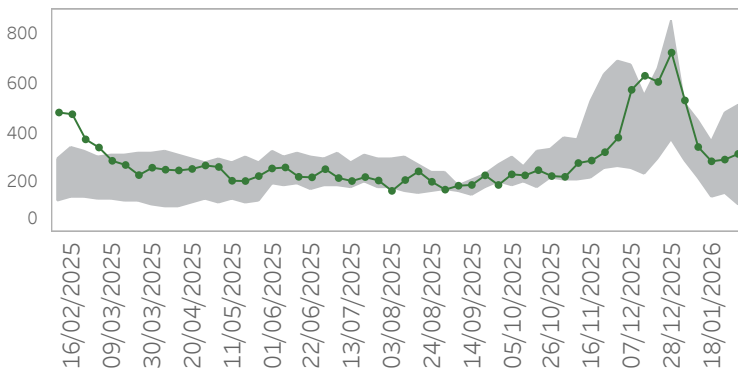
ATS della Montagna



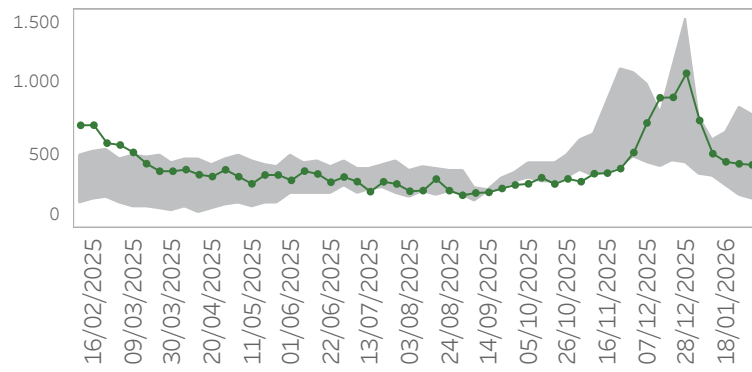
ATS della Brianza



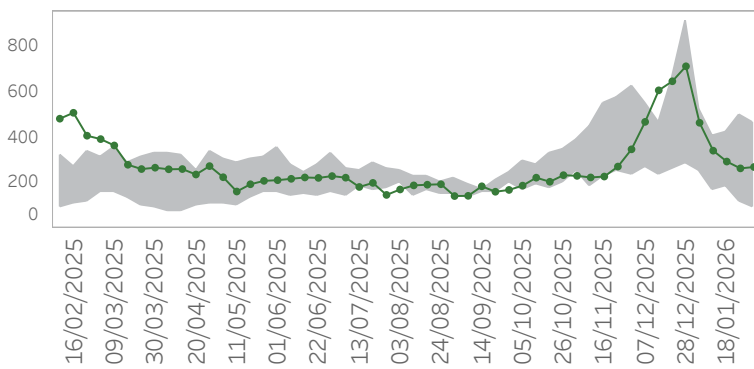
ATS di Bergamo



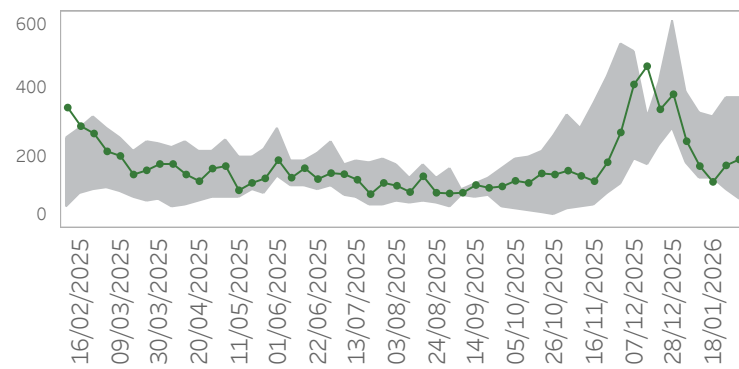
ATS di Brescia



ATS della Val Padana



ATS di Pavia



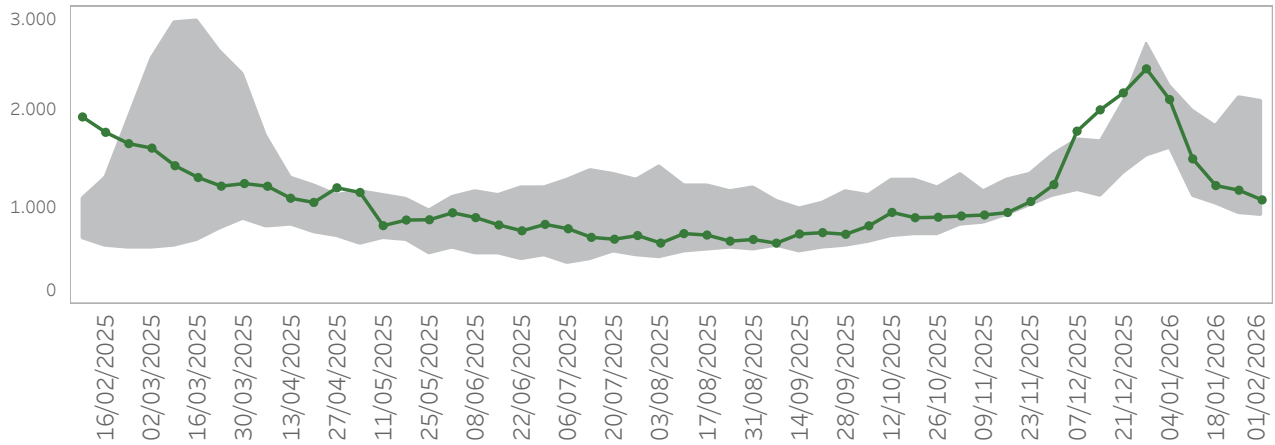
Ultimo giorno di analisi: 01/02/2026

Accessi per ATS con ILI

| ATS | Settimana | 2022 | 2023 | 2024 | 2025 | 2026 |
|--|-----------|-------|-------|-------|-------|-------|
| ATS DELLA CITTA' METROPOLITANA DI MILANO | 52 | 1.308 | 2.459 | 1.873 | 1.786 | |
| | 1 | 958 | 1.144 | 1.565 | 1.815 | 1.239 |
| | 2 | 607 | 826 | 925 | 1.609 | 952 |
| | 3 | 617 | 805 | 851 | 1.591 | 913 |
| | 4 | 560 | 811 | 861 | 1.797 | 833 |
| | 5 | 562 | 1.009 | 899 | 1.733 | 857 |
| ATS DELL'INSUBRIA | 52 | 497 | 998 | 614 | 584 | |
| | 1 | 278 | 434 | 503 | 515 | 365 |
| | 2 | 217 | 304 | 324 | 493 | 286 |
| | 3 | 193 | 275 | 236 | 504 | 245 |
| | 4 | 184 | 268 | 263 | 559 | 265 |
| | 5 | 172 | 357 | 274 | 491 | 238 |
| ATS DELLA MONTAGNA | 52 | 166 | 362 | 248 | 293 | |
| | 1 | 81 | 134 | 257 | 255 | 238 |
| | 2 | 65 | 83 | 140 | 230 | 155 |
| | 3 | 49 | 84 | 110 | 184 | 96 |
| | 4 | 50 | 85 | 114 | 216 | 115 |
| | 5 | 36 | 77 | 121 | 244 | 92 |
| ATS DELLA BRIANZA | 52 | 413 | 955 | 566 | 647 | |
| | 1 | 283 | 429 | 499 | 541 | 429 |
| | 2 | 218 | 280 | 302 | 445 | 339 |
| | 3 | 178 | 235 | 262 | 433 | 257 |
| | 4 | 151 | 308 | 273 | 520 | 268 |
| | 5 | 127 | 318 | 280 | 511 | 324 |
| ATS DI BERGAMO | 52 | 530 | 860 | 573 | 729 | |
| | 1 | 288 | 452 | 523 | 515 | 535 |
| | 2 | 216 | 277 | 280 | 449 | 346 |
| | 3 | 141 | 291 | 267 | 363 | 288 |
| | 4 | 156 | 263 | 278 | 480 | 295 |
| | 5 | 142 | 335 | 290 | 516 | 318 |
| ATS DI BRESCIA | 52 | 710 | 1.438 | 818 | 1.071 | |
| | 1 | 366 | 661 | 773 | 768 | 745 |
| | 2 | 355 | 456 | 424 | 611 | 516 |
| | 3 | 292 | 431 | 484 | 657 | 460 |
| | 4 | 228 | 532 | 445 | 840 | 446 |
| | 5 | 205 | 517 | 447 | 786 | 439 |
| ATS DELLA VAL PADANA | 52 | 411 | 910 | 497 | 715 | |
| | 1 | 256 | 356 | 521 | 497 | 466 |
| | 2 | 172 | 256 | 288 | 410 | 343 |
| | 3 | 182 | 283 | 284 | 422 | 295 |
| | 4 | 122 | 270 | 234 | 495 | 265 |
| | 5 | 149 | 286 | 270 | 468 | 271 |
| ATS DI PAVIA | 52 | 369 | 589 | 407 | 383 | |
| | 1 | 188 | 267 | 326 | 389 | 249 |
| | 2 | 145 | 200 | 196 | 326 | 178 |
| | 3 | 144 | 201 | 176 | 318 | 133 |
| | 4 | 112 | 212 | 182 | 372 | 180 |
| | 5 | 123 | 230 | 186 | 372 | 197 |

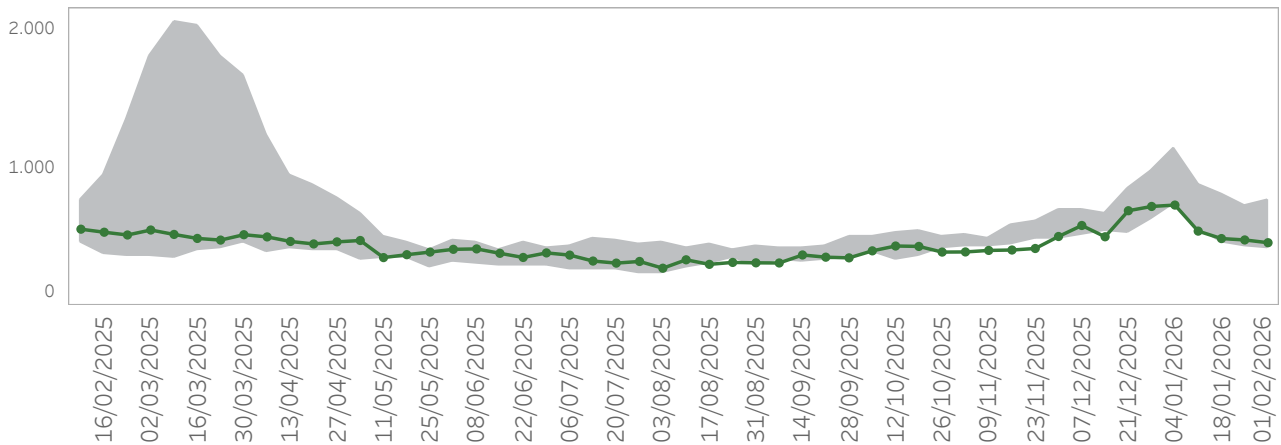
Ultimo giorno di analisi: 01/02/2026

Accessi in Pronto Soccorso con POLMONITI



| Settimana | 2022 | 2023 | 2024 | 2025 | 2026 |
|-----------|-------|-------|-------|-------|-------|
| 52 | 1.527 | 2.685 | 2.012 | 2.432 | |
| 1 | 1.799 | 1.605 | 2.196 | 2.266 | 2.115 |
| 2 | 1.371 | 1.105 | 1.354 | 2.006 | 1.502 |
| 3 | 1.195 | 1.038 | 1.053 | 1.850 | 1.226 |
| 4 | 1.055 | 924 | 977 | 2.138 | 1.178 |
| 5 | 915 | 1.041 | 1.003 | 2.092 | 1.078 |

Ricoveri da Pronto Soccorso con POLMONITI

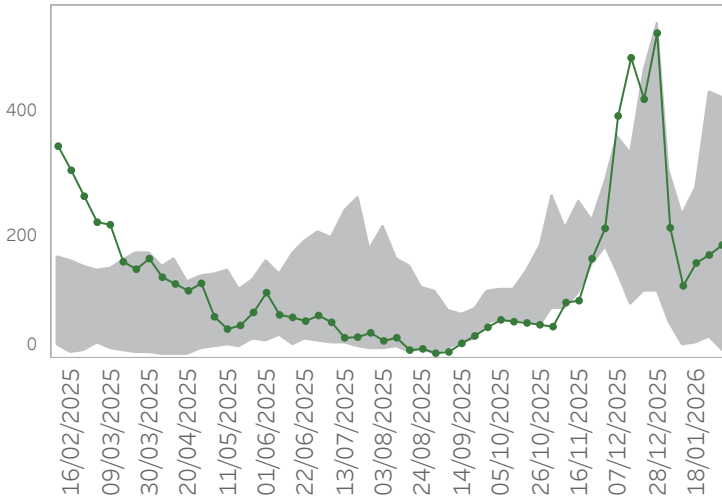


| Settimana | 2022 | 2023 | 2024 | 2025 | 2026 |
|-----------|-------|------|------|------|------|
| 52 | 722 | 874 | 630 | 721 | |
| 1 | 1.143 | 745 | 860 | 731 | 731 |
| 2 | 874 | 550 | 572 | 612 | 542 |
| 3 | 806 | 529 | 466 | 576 | 488 |
| 4 | 727 | 451 | 426 | 606 | 478 |
| 5 | 600 | 514 | 424 | 593 | 458 |

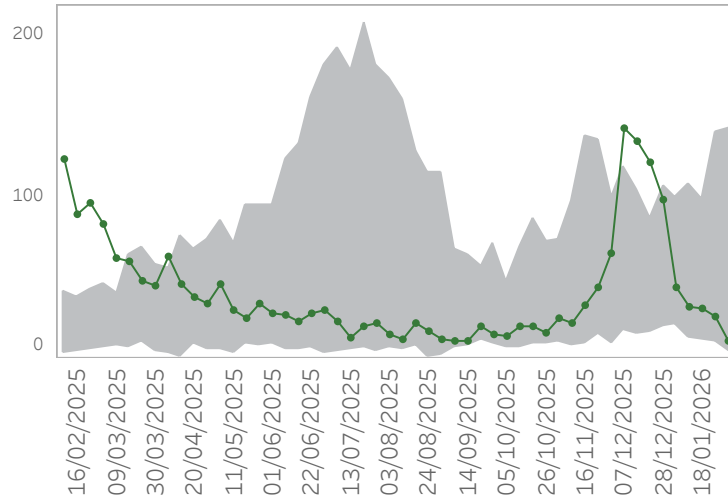
Ultimo giorno di analisi: 01/02/2026

Accessi per fascia d'età con POLMONITI

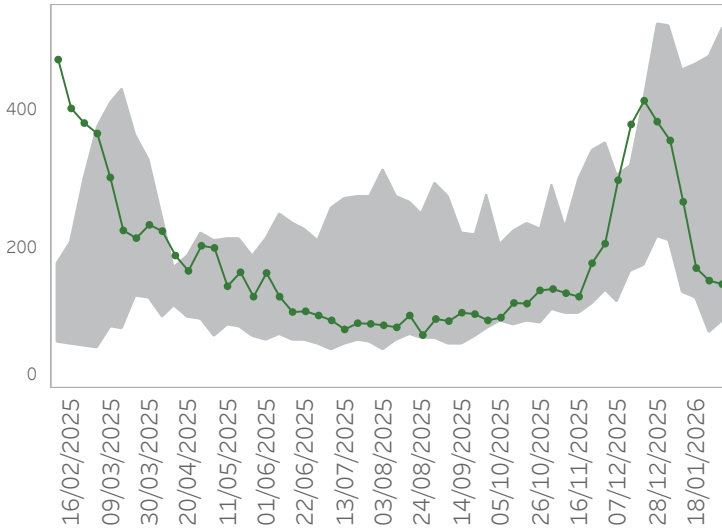
0-9



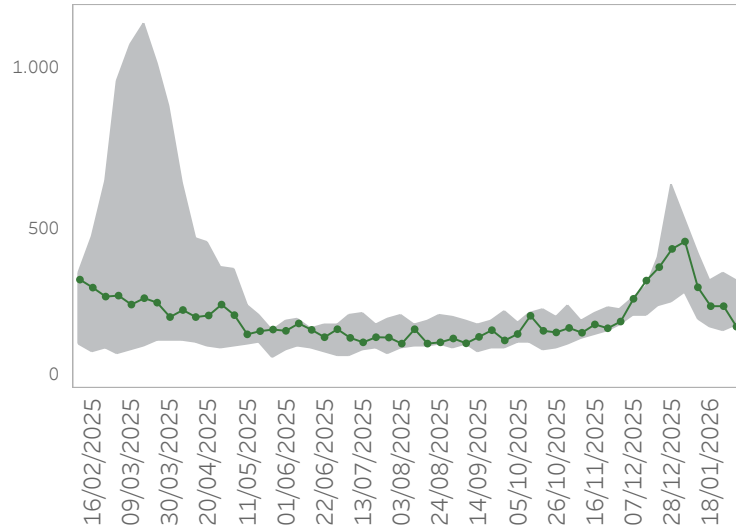
10-19



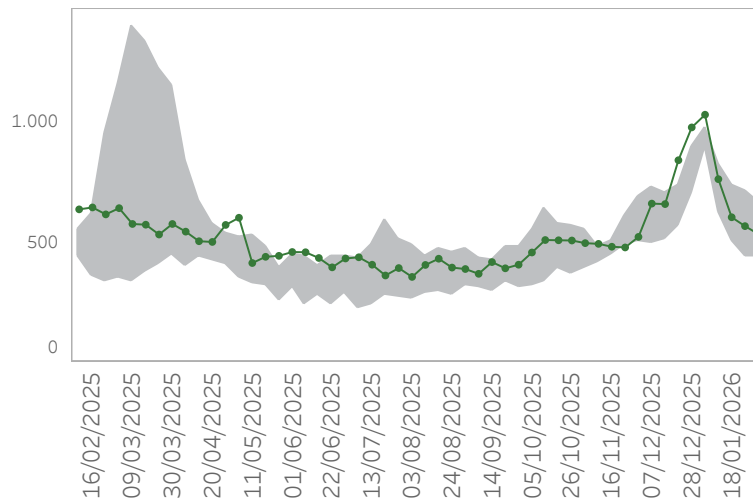
20-49



50-70



70+



Ultimo giorno di analisi: 01/02/2026

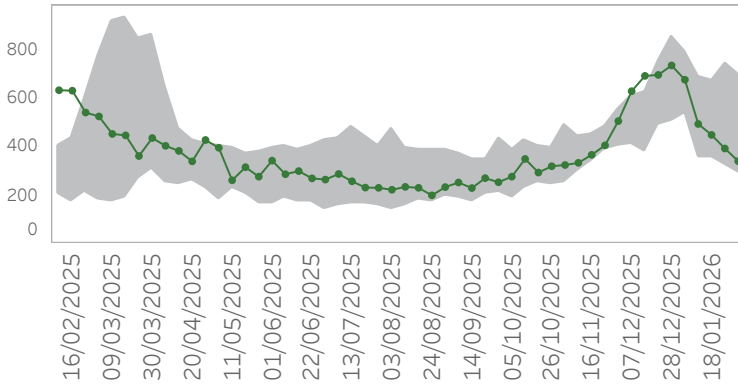
Accessi per fascia d'età con POLMONITI

| Fascia d'età | Settimana | 2022 | 2023 | 2024 | 2025 | 2026 |
|--------------|-----------|------|------|------|------|-------|
| 0-9 | 52 | 222 | 544 | 380 | 527 | |
| | 1 | 59 | 148 | 279 | 304 | 212 |
| | 2 | 22 | 72 | 103 | 232 | 118 |
| | 3 | 25 | 110 | 110 | 276 | 155 |
| | 4 | 34 | 129 | 100 | 430 | 168 |
| | 5 | 27 | 142 | 144 | 422 | 184 |
| 10-19 | 52 | 40 | 75 | 106 | 98 | |
| | 1 | 21 | 32 | 40 | 99 | 44 |
| | 2 | 13 | 25 | 21 | 107 | 32 |
| | 3 | 12 | 18 | 35 | 98 | 31 |
| | 4 | 11 | 24 | 42 | 139 | 26 |
| | 5 | 5 | 31 | 35 | 142 | 11 |
| 20-49 | 52 | 218 | 524 | 446 | 383 | |
| | 1 | 213 | 231 | 416 | 519 | 356 |
| | 2 | 137 | 167 | 288 | 456 | 268 |
| | 3 | 129 | 153 | 187 | 466 | 173 |
| | 4 | 79 | 152 | 178 | 477 | 155 |
| | 5 | 97 | 162 | 182 | 517 | 150 |
| 50-70 | 52 | 271 | 634 | 366 | 437 | |
| | 1 | 527 | 301 | 522 | 431 | 460 |
| | 2 | 371 | 216 | 291 | 417 | 317 |
| | 3 | 295 | 193 | 210 | 336 | 258 |
| | 4 | 244 | 181 | 191 | 359 | 258 |
| | 5 | 208 | 210 | 200 | 327 | 194 |
| 70+ | 52 | 776 | 899 | 706 | 979 | |
| | 1 | 979 | 893 | 936 | 906 | 1.032 |
| | 2 | 828 | 625 | 649 | 780 | 763 |
| | 3 | 734 | 564 | 508 | 660 | 604 |
| | 4 | 687 | 438 | 464 | 710 | 567 |
| | 5 | 577 | 496 | 441 | 662 | 534 |

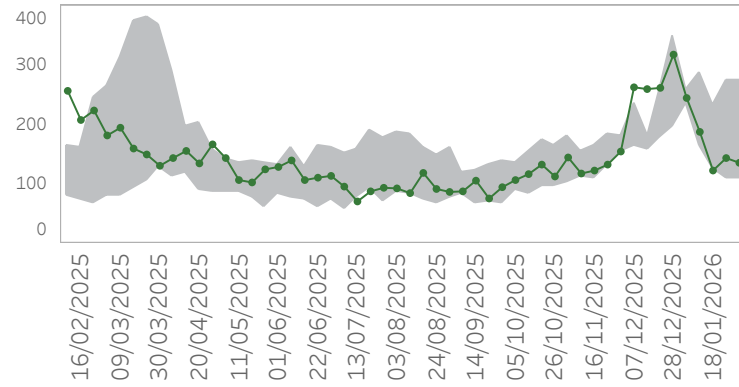
Ultimo giorno di analisi: 01/02/2026

Accessi per ATS con POLMONITI

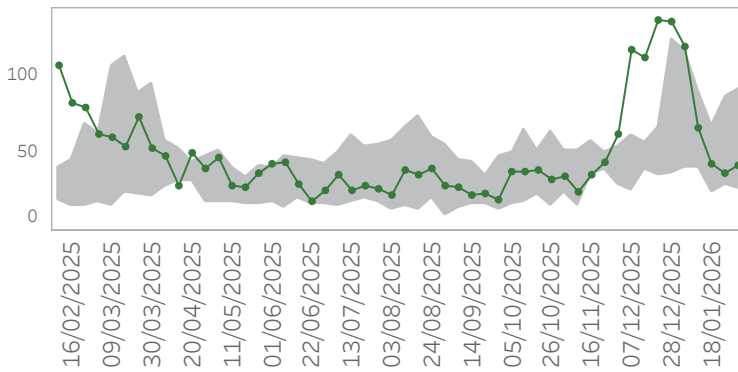
ATS della città Metropolitana di Milano



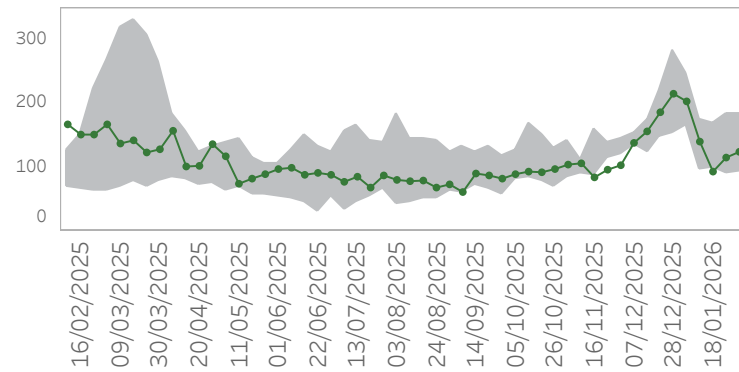
ATS dell'Insubria



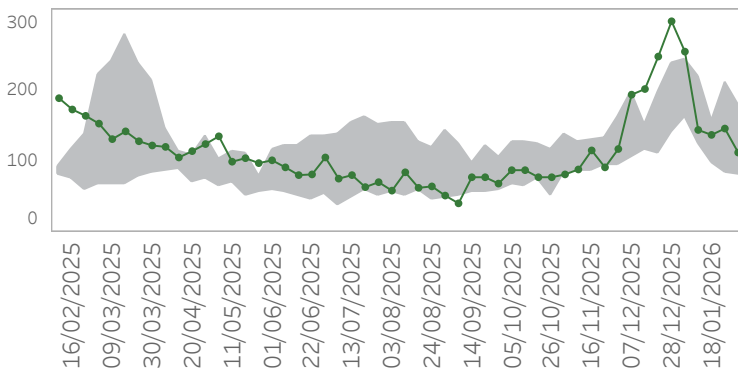
ATS della Montagna



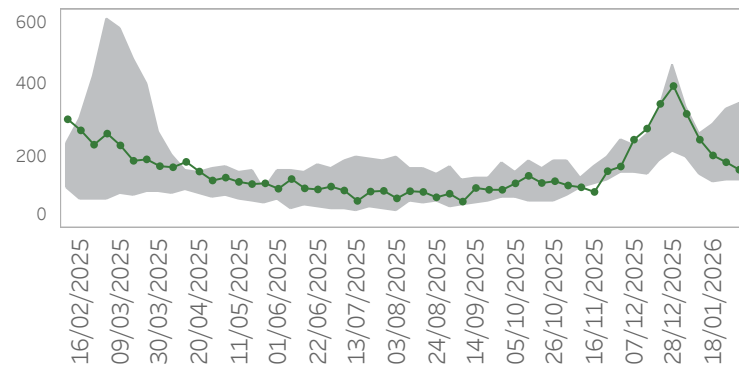
ATS della Brianza



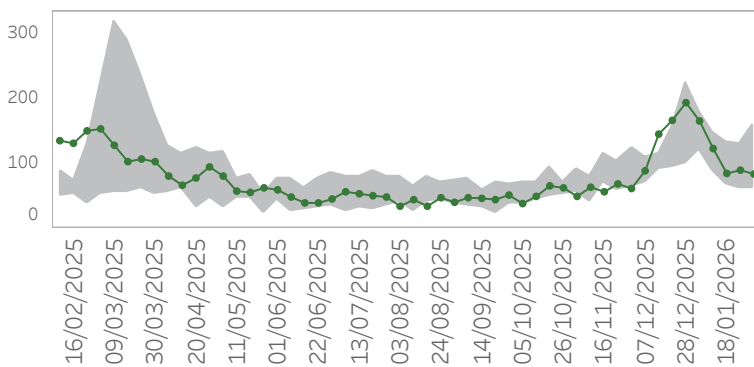
ATS di Bergamo



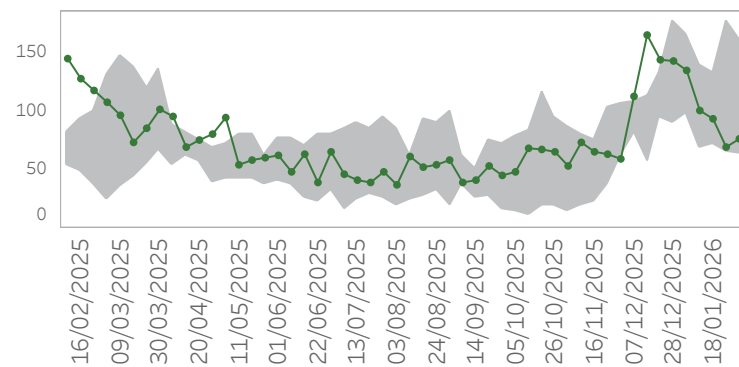
ATS di Brescia



ATS della Val Padana



ATS di Pavia



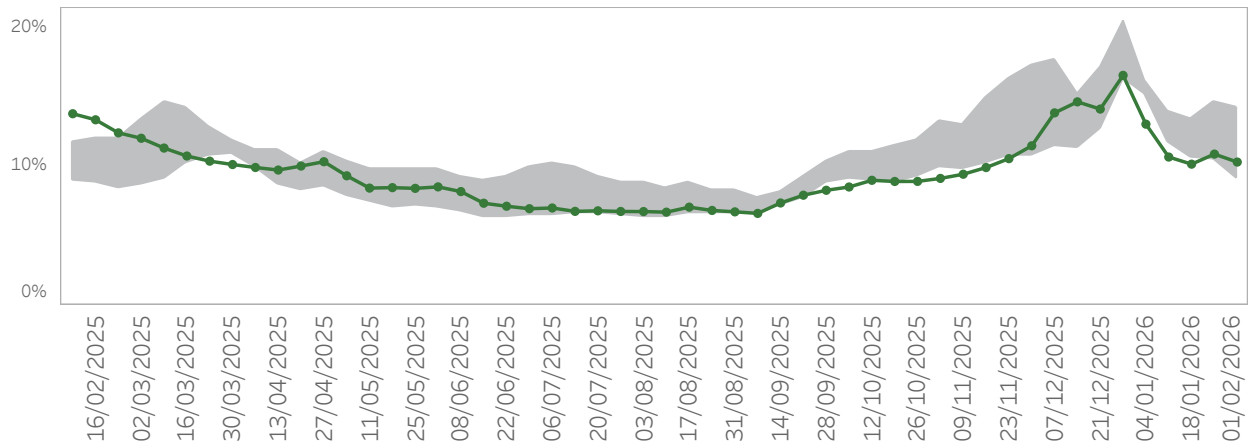
Ultimo giorno di analisi: 01/02/2026

Accessi per ATS con POLMONITI

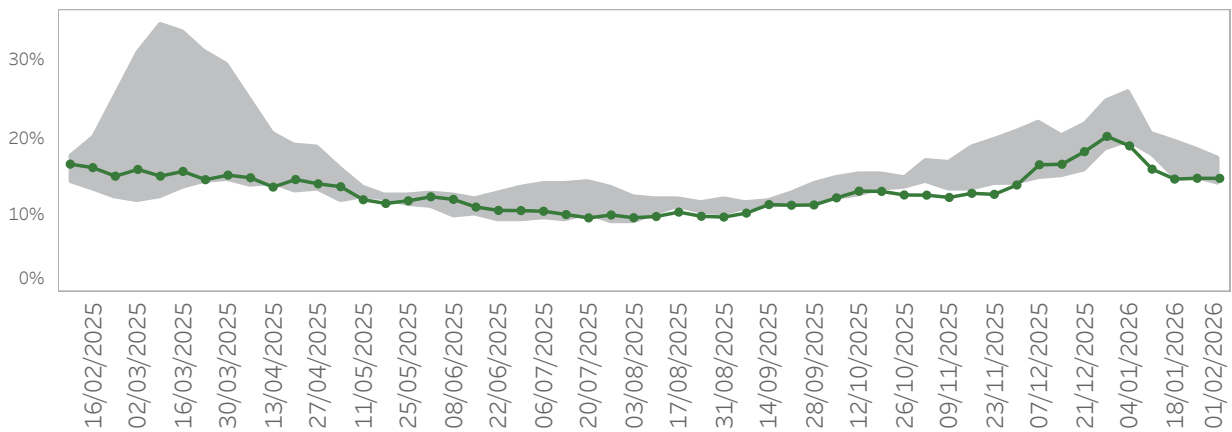
| ATS | Settimana | 2022 | 2023 | 2024 | 2025 | 2026 |
|--|-----------|------|------|------|------|------|
| ATS DELLA CITTA' METROPOLITANA DI MILANO | 52 | 507 | 850 | 686 | 734 | |
| | 1 | 672 | 538 | 705 | 790 | 675 |
| | 2 | 483 | 359 | 462 | 684 | 493 |
| | 3 | 429 | 371 | 358 | 674 | 448 |
| | 4 | 354 | 321 | 327 | 746 | 392 |
| | 5 | 293 | 343 | 333 | 696 | 340 |
| ATS DELL'INSUBRIA | 52 | 204 | 347 | 236 | 318 | |
| | 1 | 237 | 235 | 250 | 259 | 245 |
| | 2 | 167 | 166 | 182 | 287 | 188 |
| | 3 | 155 | 144 | 127 | 232 | 123 |
| | 4 | 152 | 111 | 145 | 273 | 144 |
| | 5 | 125 | 137 | 109 | 274 | 136 |
| ATS DELLA MONTAGNA | 52 | 67 | 123 | 83 | 134 | |
| | 1 | 41 | 70 | 101 | 115 | 118 |
| | 2 | 49 | 41 | 65 | 89 | 66 |
| | 3 | 25 | 43 | 41 | 68 | 43 |
| | 4 | 29 | 29 | 45 | 86 | 37 |
| | 5 | 27 | 38 | 41 | 91 | 42 |
| ATS DELLA BRIANZA | 52 | 153 | 282 | 205 | 215 | |
| | 1 | 181 | 165 | 226 | 247 | 203 |
| | 2 | 158 | 97 | 134 | 175 | 140 |
| | 3 | 133 | 105 | 100 | 167 | 93 |
| | 4 | 100 | 91 | 112 | 183 | 115 |
| | 5 | 93 | 102 | 113 | 182 | 124 |
| ATS DI BERGAMO | 52 | 192 | 238 | 193 | 299 | |
| | 1 | 187 | 164 | 246 | 222 | 256 |
| | 2 | 124 | 129 | 134 | 220 | 145 |
| | 3 | 112 | 104 | 99 | 157 | 138 |
| | 4 | 106 | 85 | 87 | 212 | 147 |
| | 5 | 93 | 107 | 115 | 180 | 113 |
| ATS DI BRESCIA | 52 | 215 | 457 | 287 | 398 | |
| | 1 | 241 | 199 | 339 | 304 | 320 |
| | 2 | 193 | 150 | 200 | 265 | 248 |
| | 3 | 174 | 128 | 170 | 290 | 204 |
| | 4 | 147 | 145 | 134 | 334 | 185 |
| | 5 | 133 | 167 | 158 | 351 | 164 |
| ATS DELLA VAL PADANA | 52 | 100 | 223 | 147 | 192 | |
| | 1 | 143 | 120 | 180 | 165 | 164 |
| | 2 | 94 | 95 | 88 | 147 | 122 |
| | 3 | 90 | 71 | 66 | 131 | 84 |
| | 4 | 93 | 69 | 62 | 129 | 89 |
| | 5 | 80 | 83 | 69 | 158 | 83 |
| ATS DI PAVIA | 52 | 89 | 165 | 175 | 142 | |
| | 1 | 97 | 114 | 149 | 164 | 134 |
| | 2 | 103 | 68 | 89 | 139 | 100 |
| | 3 | 77 | 72 | 92 | 131 | 93 |
| | 4 | 74 | 73 | 65 | 175 | 69 |
| | 5 | 71 | 64 | 65 | 160 | 76 |

3. PERCENTUALE ACCESSI

Ultimo giorno di analisi: 01/02/2026

% Accessi in Pronto Soccorso con SINDROMI RESPIRATORIE

| Settimana | 2022 | 2023 | 2024 | 2025 | 2026 |
|-----------|--------|--------|--------|--------|--------|
| 52 | 16,67% | 20,33% | 16,81% | 16,51% | |
| 1 | 16,10% | 15,10% | 15,71% | 15,33% | 13,01% |
| 2 | 13,54% | 11,79% | 11,64% | 13,96% | 10,65% |
| 3 | 12,29% | 11,90% | 10,67% | 13,31% | 10,14% |
| 4 | 11,58% | 11,88% | 10,50% | 14,62% | 10,86% |
| 5 | 9,62% | 12,01% | 10,80% | 14,12% | 10,29% |

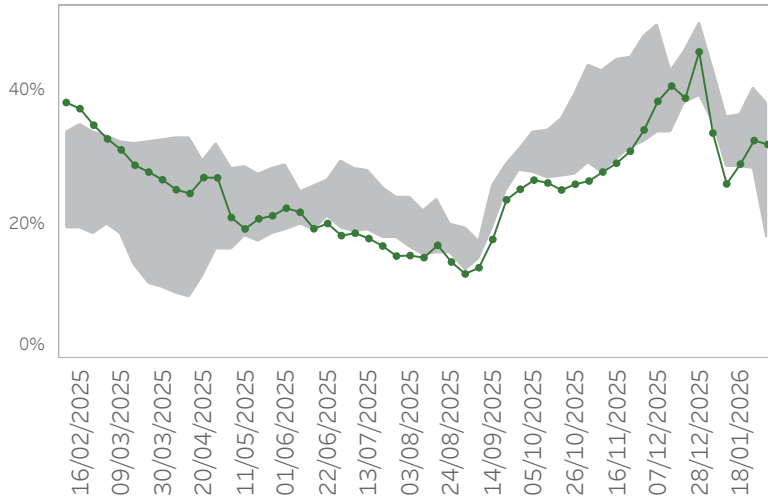
% di Ricoverati da Pronto Soccorso con SINDROMI RESPIRATORIE

| Settimana | 2022 | 2023 | 2024 | 2025 | 2026 |
|-----------|--------|--------|--------|--------|--------|
| 52 | 22,72% | 24,79% | 18,28% | 20,20% | |
| 1 | 26,05% | 22,79% | 23,95% | 19,51% | 18,97% |
| 2 | 20,60% | 17,65% | 17,61% | 17,68% | 15,96% |
| 3 | 19,58% | 17,48% | 14,66% | 16,40% | 14,67% |
| 4 | 18,56% | 16,31% | 14,71% | 17,13% | 14,77% |
| 5 | 15,94% | 16,07% | 14,02% | 16,52% | 14,76% |

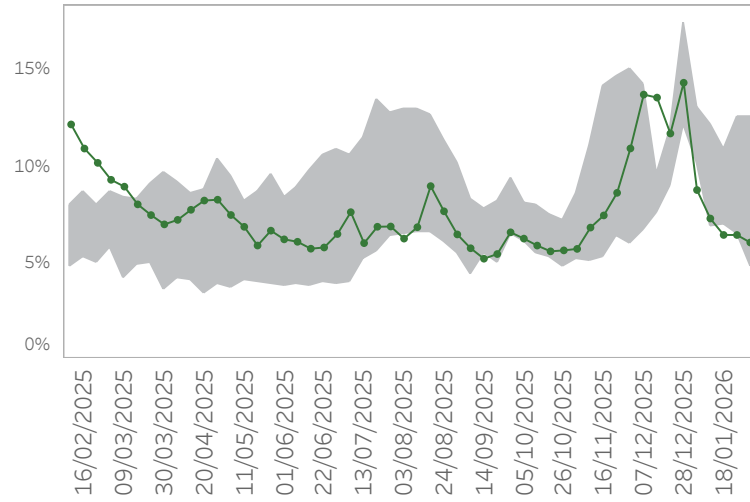
Ultimo giorno di analisi: 01/02/2026

% Accessi per fascia d'età con SINDROMI RESPIRATORIE

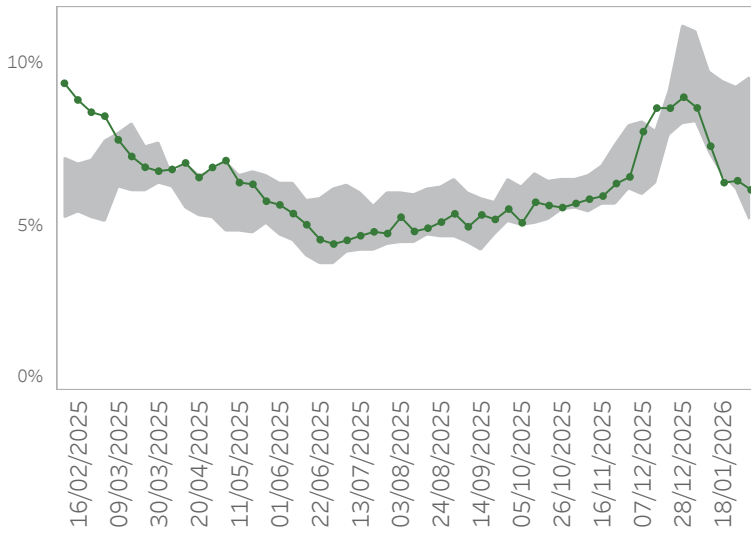
0-9



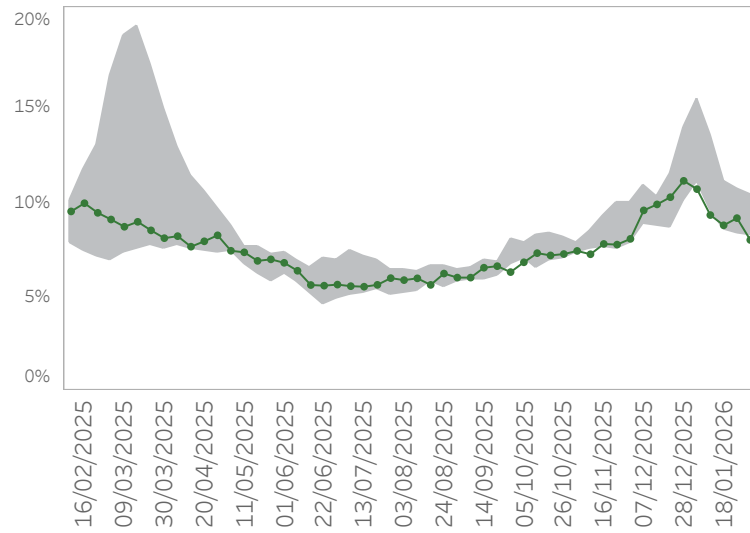
10-19



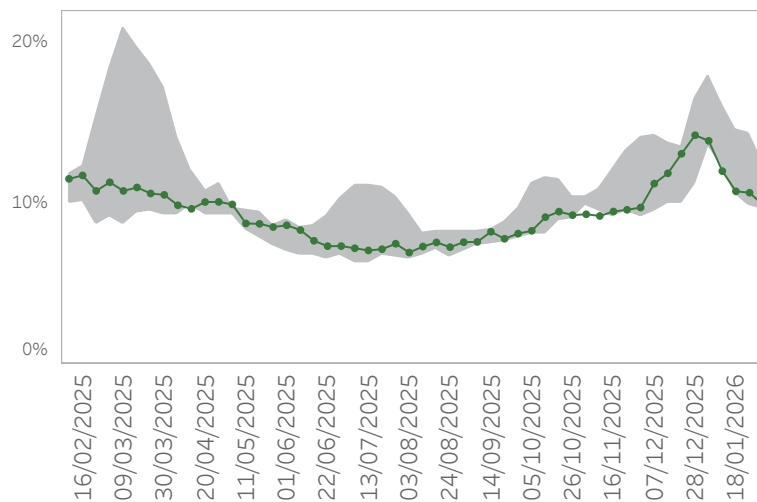
20-49



50-70



70+



Ultimo giorno di analisi: 01/02/2026

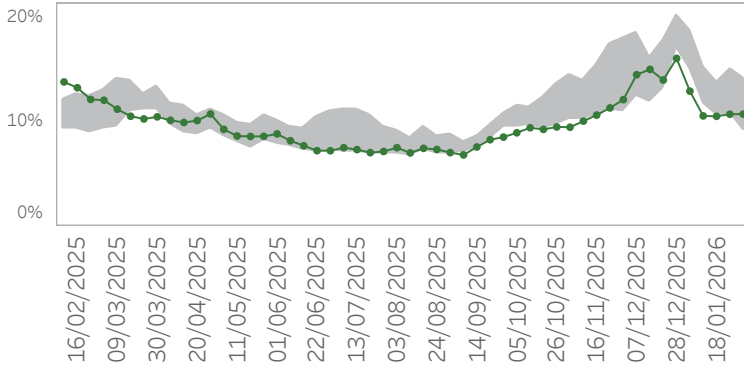
% Accessi per fascia d'età con SINDROMI RESPIRATORIE

| Fascia d'età | Settimana | 2022 | 2023 | 2024 | 2025 | 2026 |
|--------------|-----------|--------|--------|--------|--------|--------|
| 0-9 | 52 | 48,52% | 50,22% | 48,24% | 45,85% | |
| | 1 | 35,13% | 43,14% | 43,08% | 42,05% | 33,73% |
| | 2 | 28,72% | 33,45% | 31,21% | 36,00% | 26,13% |
| | 3 | 28,54% | 35,44% | 31,46% | 36,36% | 29,09% |
| | 4 | 28,24% | 36,14% | 32,19% | 40,36% | 32,61% |
| | 5 | 23,40% | 35,43% | 33,12% | 38,11% | 32,03% |
| 10-19 | 52 | 13,04% | 15,58% | 17,45% | 14,33% | |
| | 1 | 11,63% | 10,64% | 10,20% | 13,06% | 8,76% |
| | 2 | 10,83% | 7,45% | 6,86% | 12,12% | 7,28% |
| | 3 | 9,09% | 6,94% | 7,21% | 10,87% | 6,43% |
| | 4 | 8,34% | 7,58% | 6,47% | 12,51% | 6,43% |
| | 5 | 5,89% | 8,04% | 7,28% | 12,54% | 6,04% |
| 20-49 | 52 | 8,12% | 10,20% | 9,69% | 8,94% | |
| | 1 | 10,90% | 8,18% | 9,30% | 10,25% | 8,61% |
| | 2 | 8,58% | 7,26% | 7,64% | 9,68% | 7,45% |
| | 3 | 8,19% | 6,74% | 6,55% | 9,39% | 6,34% |
| | 4 | 7,49% | 6,59% | 6,15% | 9,23% | 6,39% |
| | 5 | 6,36% | 6,49% | 6,45% | 9,50% | 6,12% |
| 50-70 | 52 | 10,78% | 13,92% | 10,08% | 11,13% | |
| | 1 | 15,46% | 11,33% | 12,65% | 11,10% | 10,69% |
| | 2 | 13,55% | 9,59% | 10,08% | 10,94% | 9,32% |
| | 3 | 11,10% | 9,23% | 8,52% | 9,73% | 8,77% |
| | 4 | 10,15% | 8,73% | 8,37% | 10,63% | 9,15% |
| | 5 | 8,51% | 9,20% | 8,26% | 10,37% | 8,00% |
| 70+ | 52 | 15,53% | 15,04% | 11,20% | 14,19% | |
| | 1 | 17,90% | 16,03% | 15,13% | 13,58% | 13,84% |
| | 2 | 16,11% | 12,66% | 12,40% | 13,47% | 11,97% |
| | 3 | 14,53% | 12,33% | 10,60% | 11,46% | 10,71% |
| | 4 | 14,23% | 11,16% | 9,89% | 11,92% | 10,63% |
| | 5 | 12,08% | 11,24% | 9,66% | 11,56% | 9,86% |

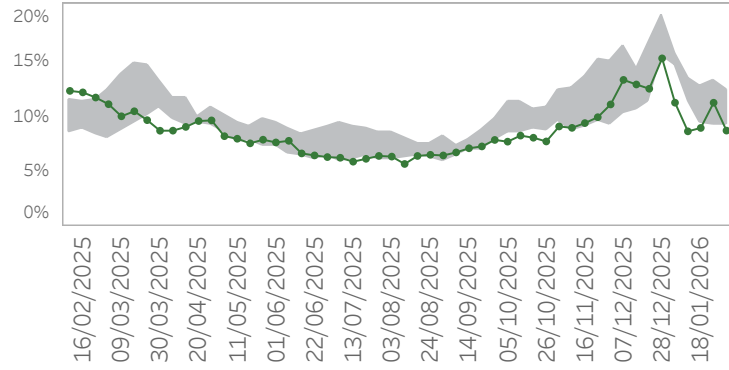
Ultimo giorno di analisi: 01/02/2026

% Accessi per ATS con SINDROMI RESPIRATORIE

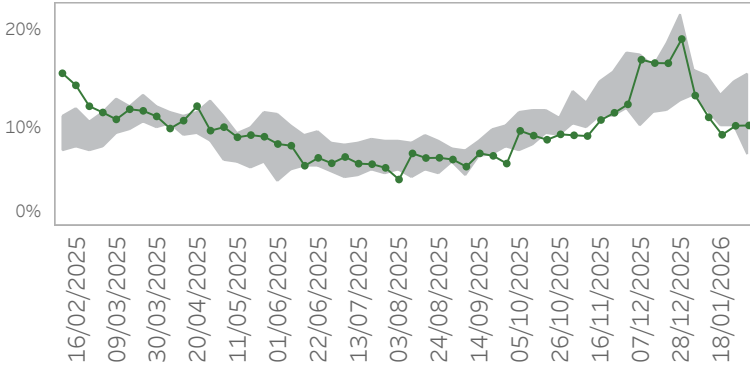
ATS della città Metropolitana di Milano



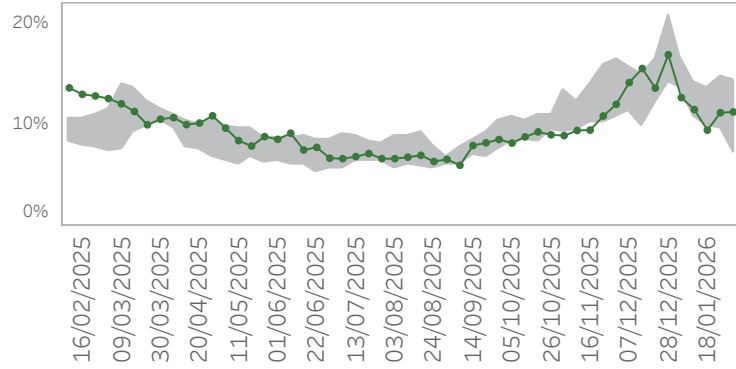
ATS dell'Insubria



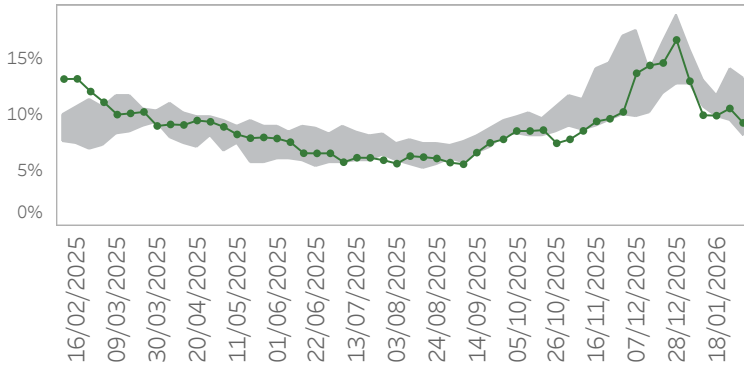
ATS della Montagna



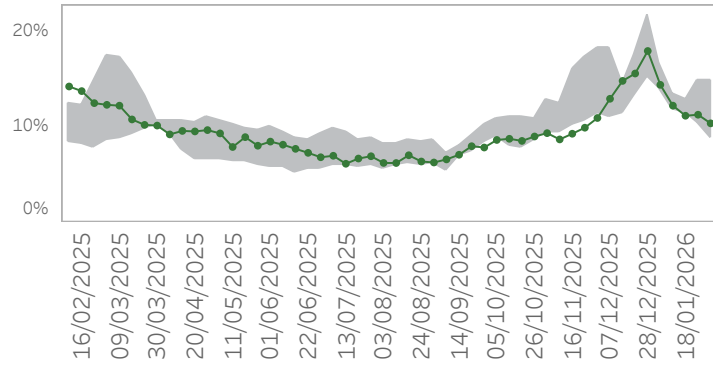
ATS della Brianza



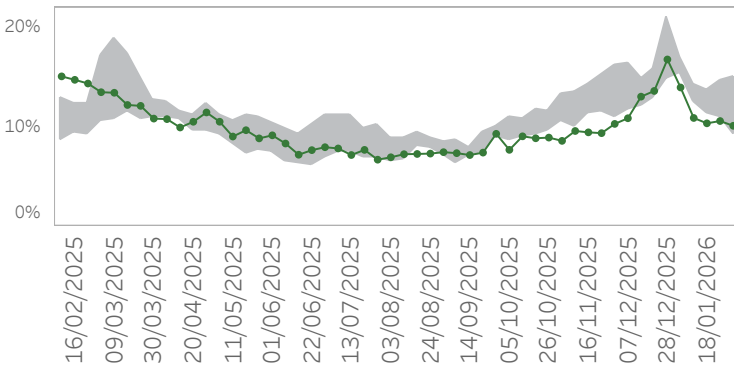
ATS di Bergamo



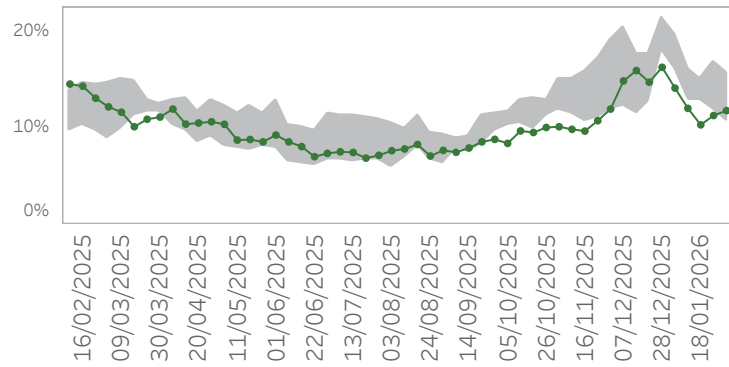
ATS di Brescia



ATS della Val Padana



ATS di Pavia

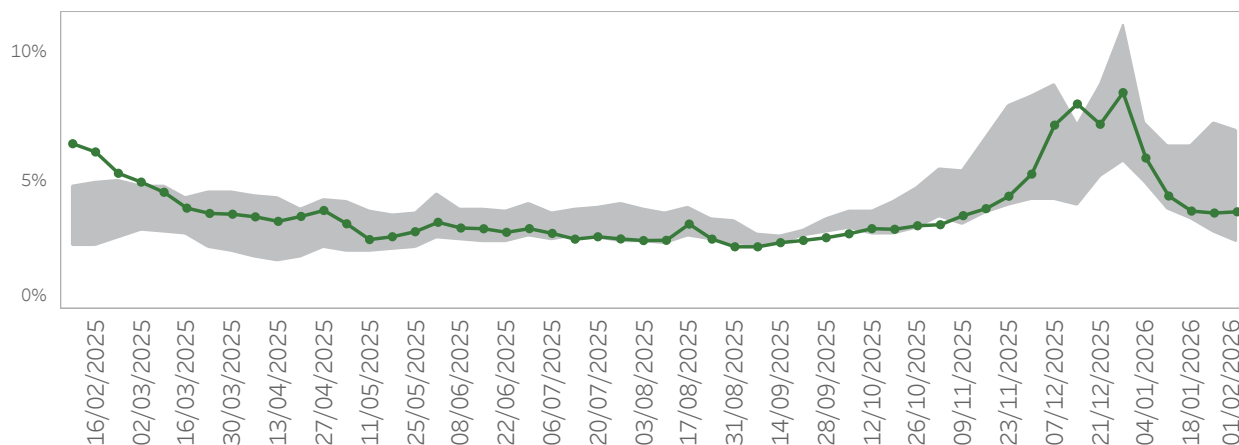


Ultimo giorno di analisi: 01/02/2026

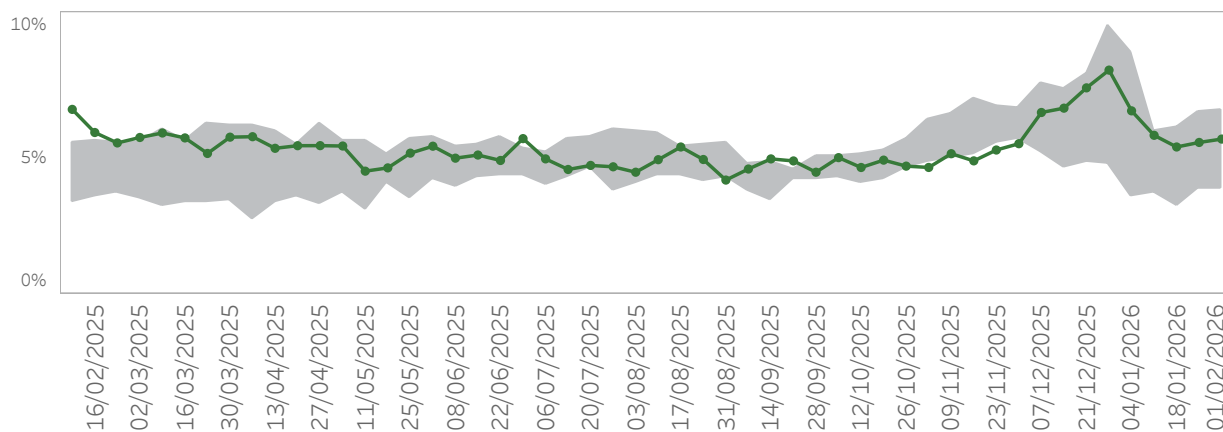
% Accessi per ATS con SINDROMI RESPIRATORIE

| ATS | Settimana | 2022 | 2023 | 2024 | 2025 | 2026 |
|--|-----------|--------|--------|--------|--------|--------|
| ATS DELLA CITTA' METROPOLITANA DI MILANO | 52 | 16,88% | 20,08% | 17,58% | 15,92% | |
| | 1 | 18,61% | 14,98% | 15,03% | 15,59% | 12,81% |
| | 2 | 15,08% | 11,69% | 11,54% | 14,17% | 10,47% |
| | 3 | 13,33% | 11,79% | 10,63% | 13,72% | 10,43% |
| | 4 | 12,39% | 11,91% | 10,68% | 14,83% | 10,63% |
| | 5 | 10,23% | 12,54% | 10,71% | 14,00% | 10,64% |
| ATS DELL'INSUBRIA | 52 | 16,38% | 19,32% | 15,62% | 15,32% | |
| | 1 | 15,72% | 15,18% | 15,06% | 14,66% | 11,28% |
| | 2 | 13,03% | 12,32% | 11,38% | 13,42% | 8,67% |
| | 3 | 12,74% | 11,78% | 9,38% | 12,63% | 8,98% |
| | 4 | 11,39% | 11,14% | 9,28% | 13,36% | 11,28% |
| | 5 | 10,21% | 10,94% | 9,25% | 12,50% | 8,74% |
| ATS DELLA MONTAGNA | 52 | 17,09% | 21,74% | 15,05% | 19,19% | |
| | 1 | 13,38% | 14,44% | 16,01% | 14,76% | 13,39% |
| | 2 | 13,14% | 11,84% | 13,68% | 15,28% | 11,16% |
| | 3 | 10,20% | 12,21% | 12,19% | 13,31% | 9,37% |
| | 4 | 10,33% | 12,26% | 13,09% | 14,73% | 10,29% |
| | 5 | 7,28% | 12,27% | 11,48% | 15,60% | 10,32% |
| ATS DELLA BRIANZA | 52 | 16,01% | 20,87% | 17,75% | 16,88% | |
| | 1 | 13,66% | 15,31% | 15,47% | 16,71% | 12,65% |
| | 2 | 11,50% | 10,70% | 11,16% | 14,11% | 11,47% |
| | 3 | 10,43% | 11,11% | 9,85% | 13,69% | 9,45% |
| | 4 | 10,06% | 11,28% | 9,71% | 14,73% | 11,16% |
| | 5 | 8,64% | 11,07% | 10,85% | 14,36% | 11,24% |
| ATS DI BERGAMO | 52 | 15,98% | 18,81% | 15,54% | 16,70% | |
| | 1 | 12,69% | 14,56% | 15,83% | 13,51% | 13,01% |
| | 2 | 10,91% | 10,80% | 10,57% | 13,04% | 9,96% |
| | 3 | 10,17% | 10,71% | 9,86% | 11,70% | 9,92% |
| | 4 | 9,52% | 10,68% | 10,47% | 14,01% | 10,56% |
| | 5 | 8,16% | 10,66% | 10,43% | 13,27% | 9,27% |
| ATS DI BRESCIA | 52 | 16,88% | 21,54% | 16,28% | 17,91% | |
| | 1 | 14,09% | 14,94% | 16,71% | 15,36% | 14,38% |
| | 2 | 12,91% | 11,92% | 11,81% | 13,42% | 12,20% |
| | 3 | 11,40% | 12,50% | 11,58% | 12,82% | 11,15% |
| | 4 | 10,85% | 13,04% | 10,37% | 14,83% | 11,26% |
| | 5 | 8,87% | 12,49% | 10,86% | 14,89% | 10,36% |
| ATS DELLA VAL PADANA | 52 | 16,13% | 20,86% | 16,17% | 16,74% | |
| | 1 | 15,60% | 15,33% | 16,87% | 15,54% | 13,93% |
| | 2 | 13,03% | 12,79% | 12,45% | 14,26% | 10,88% |
| | 3 | 12,64% | 12,85% | 11,43% | 13,72% | 10,34% |
| | 4 | 13,24% | 12,36% | 10,86% | 14,53% | 10,57% |
| | 5 | 10,80% | 11,92% | 12,47% | 14,96% | 10,09% |
| ATS DI PAVIA | 52 | 18,45% | 21,31% | 18,88% | 16,24% | |
| | 1 | 19,53% | 16,81% | 17,53% | 16,12% | 14,09% |
| | 2 | 15,94% | 13,27% | 12,94% | 15,41% | 12,01% |
| | 3 | 14,64% | 13,57% | 12,87% | 15,02% | 10,30% |
| | 4 | 13,70% | 12,93% | 11,84% | 16,77% | 11,27% |
| | 5 | 10,73% | 14,25% | 12,92% | 15,68% | 11,77% |

Ultimo giorno di analisi: 01/02/2026

% Accessi in Pronto Soccorso con ILI

| Settimana | 2022 | 2023 | 2024 | 2025 | 2026 |
|-----------|-------|--------|-------|-------|-------|
| 52 | 6,95% | 11,01% | 7,63% | 8,43% | |
| 1 | 4,91% | 5,96% | 7,23% | 7,13% | 5,88% |
| 2 | 3,91% | 4,29% | 4,52% | 6,35% | 4,41% |
| 3 | 3,49% | 4,22% | 4,13% | 6,37% | 3,82% |
| 4 | 2,99% | 4,35% | 3,96% | 7,21% | 3,75% |
| 5 | 2,69% | 4,74% | 4,01% | 6,93% | 3,79% |

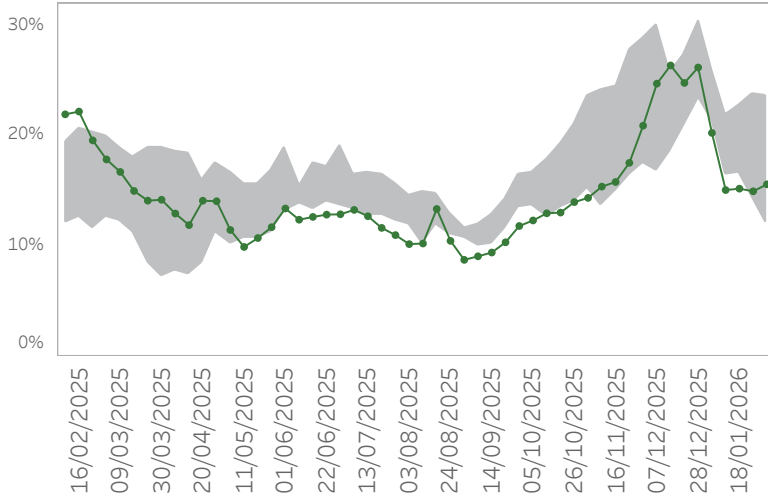
% di Ricoverati da Pronto Soccorso con ILI

| Settimana | 2022 | 2023 | 2024 | 2025 | 2026 |
|-----------|-------|-------|-------|-------|-------|
| 52 | 7,28% | 9,90% | 7,00% | 8,26% | |
| 1 | 3,59% | 7,58% | 8,88% | 7,49% | 6,76% |
| 2 | 3,73% | 5,17% | 5,77% | 6,01% | 5,86% |
| 3 | 3,26% | 5,60% | 5,30% | 6,13% | 5,43% |
| 4 | 3,86% | 5,15% | 5,64% | 6,74% | 5,60% |
| 5 | 3,87% | 5,68% | 5,62% | 6,78% | 5,72% |

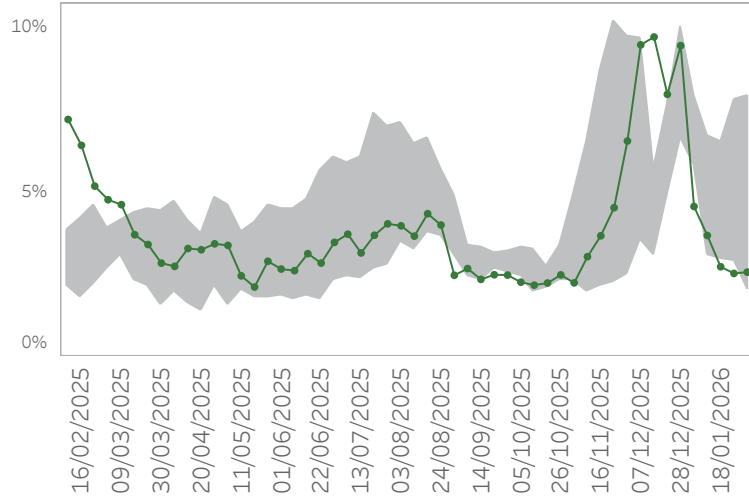
Ultimo giorno di analisi: 01/02/2026

% Accessi per fascia d'età con ILI

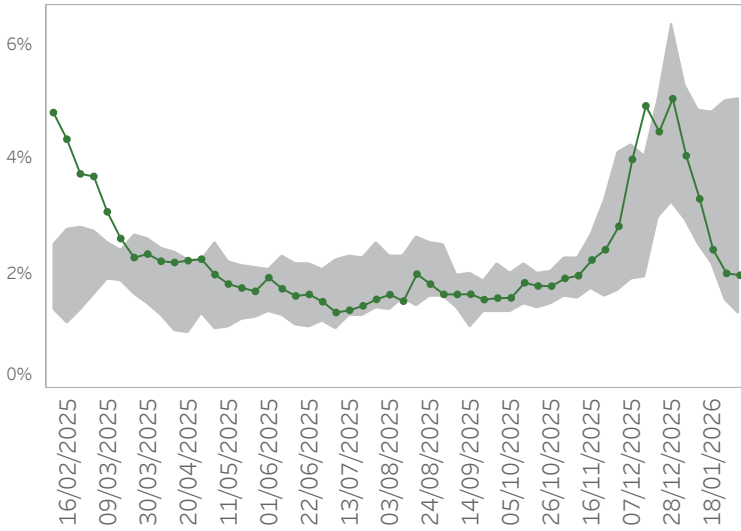
0-9



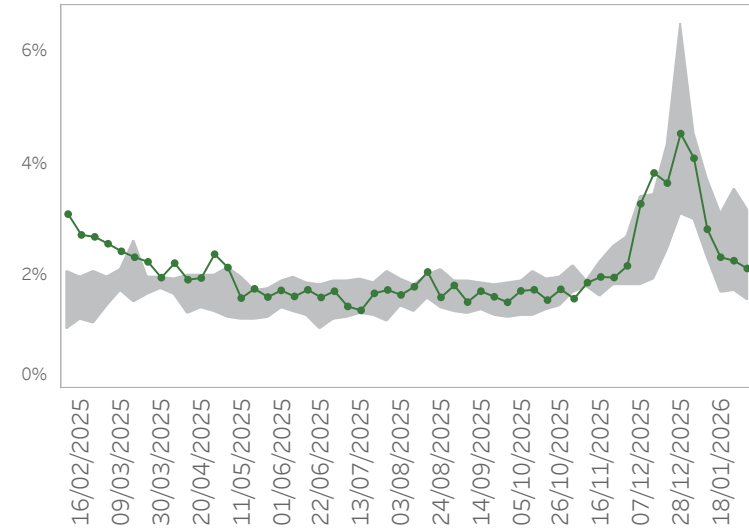
10-19



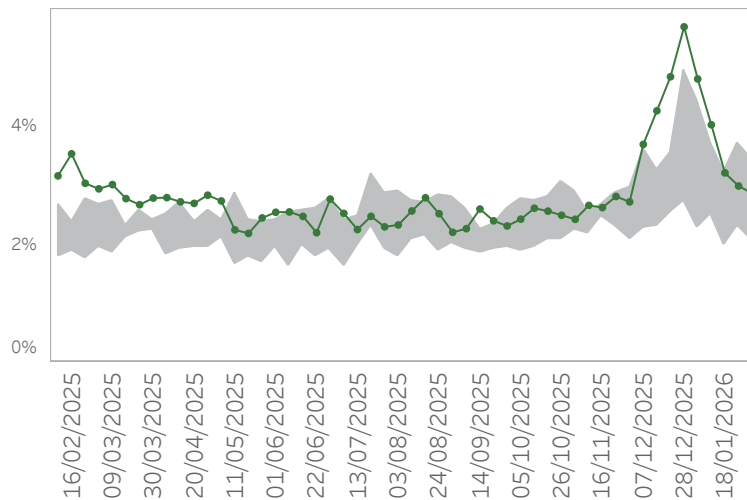
20-49



50-70



70+



Ultimo giorno di analisi: 01/02/2026

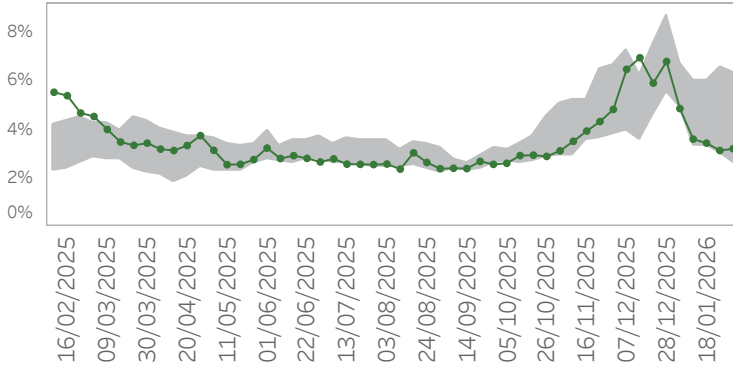
% Accessi per fascia d'età con ILI

| Fascia d'età | Settimana | 2022 | 2023 | 2024 | 2025 | 2026 |
|--------------|-----------|--------|--------|--------|--------|--------|
| 0-9 | 52 | 26,73% | 30,33% | 24,13% | 26,11% | |
| | 1 | 21,26% | 24,75% | 25,79% | 23,90% | 20,20% |
| | 2 | 16,47% | 18,19% | 16,95% | 21,88% | 15,05% |
| | 3 | 16,68% | 18,08% | 17,14% | 22,67% | 15,18% |
| | 4 | 14,32% | 18,79% | 17,34% | 23,77% | 14,94% |
| | 5 | 13,00% | 19,54% | 16,70% | 23,45% | 15,57% |
| 10-19 | 52 | 7,91% | 9,74% | 9,99% | 9,41% | |
| | 1 | 5,85% | 5,91% | 5,79% | 7,88% | 4,54% |
| | 2 | 4,53% | 3,36% | 3,07% | 6,65% | 3,67% |
| | 3 | 3,65% | 2,96% | 3,29% | 6,49% | 2,72% |
| | 4 | 2,91% | 3,11% | 3,01% | 7,75% | 2,52% |
| | 5 | 2,05% | 3,77% | 2,72% | 7,86% | 2,56% |
| 20-49 | 52 | 3,23% | 6,37% | 4,89% | 5,06% | |
| | 1 | 3,22% | 2,93% | 4,59% | 5,28% | 4,06% |
| | 2 | 2,51% | 2,56% | 3,31% | 4,86% | 3,31% |
| | 3 | 2,16% | 2,22% | 2,38% | 4,81% | 2,42% |
| | 4 | 1,54% | 2,23% | 2,11% | 5,02% | 2,01% |
| | 5 | 1,50% | 2,55% | 2,27% | 5,06% | 1,98% |
| 50-70 | 52 | 3,09% | 6,49% | 3,50% | 4,53% | |
| | 1 | 2,99% | 3,15% | 4,52% | 4,04% | 4,10% |
| | 2 | 2,37% | 2,31% | 2,95% | 3,71% | 2,84% |
| | 3 | 1,71% | 2,25% | 2,33% | 3,10% | 2,34% |
| | 4 | 1,73% | 1,94% | 1,96% | 3,53% | 2,28% |
| | 5 | 1,56% | 2,06% | 2,19% | 3,16% | 2,14% |
| 70+ | 52 | 3,61% | 4,97% | 3,43% | 5,70% | |
| | 1 | 2,29% | 3,94% | 4,43% | 4,08% | 4,81% |
| | 2 | 2,52% | 3,06% | 3,10% | 3,73% | 4,03% |
| | 3 | 1,99% | 2,68% | 2,75% | 3,24% | 3,21% |
| | 4 | 2,30% | 2,37% | 2,30% | 3,73% | 2,99% |
| | 5 | 2,07% | 2,57% | 2,28% | 3,46% | 2,87% |

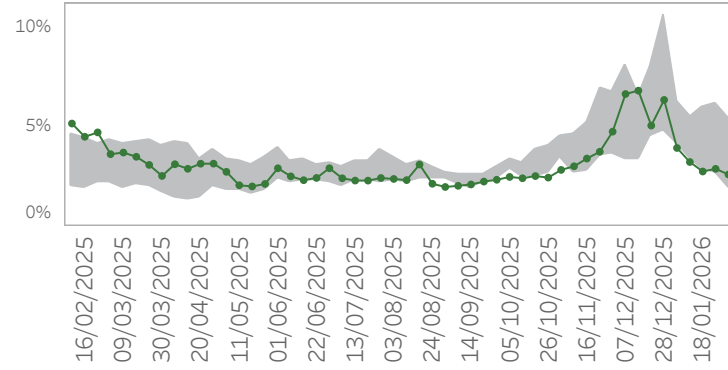
Ultimo giorno di analisi: 01/02/2026

% Accessi per ATS con ILI

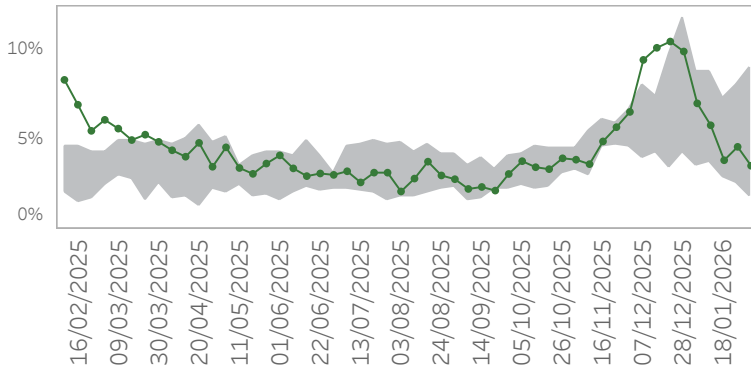
ATS della città Metropolitana di Milano



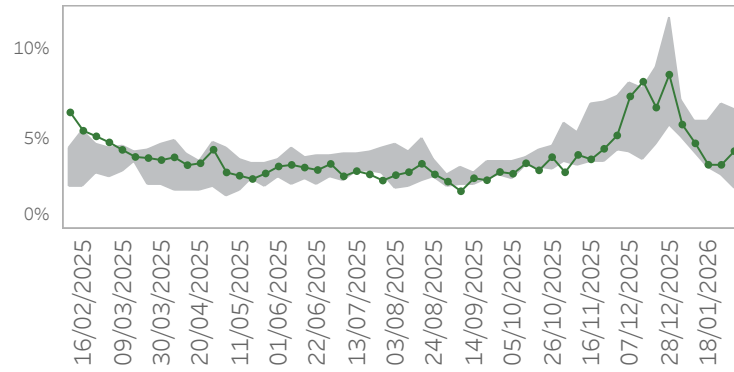
ATS dell'Insubria



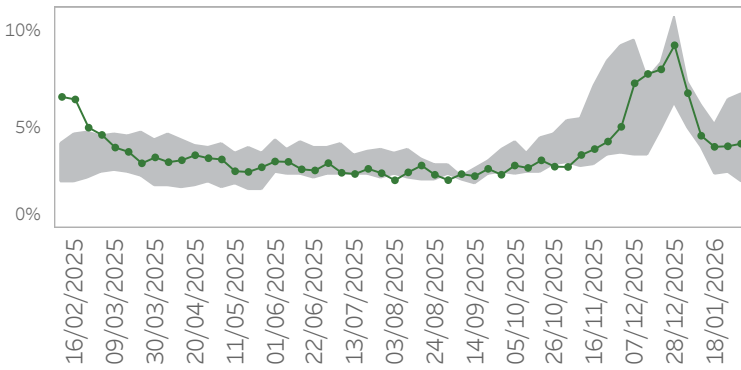
ATS della Montagna



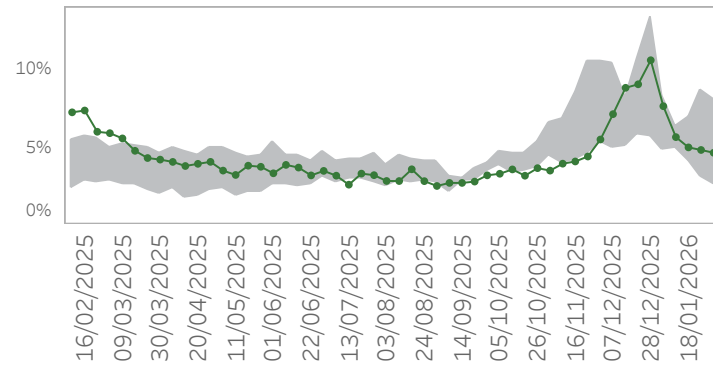
ATS della Brianza



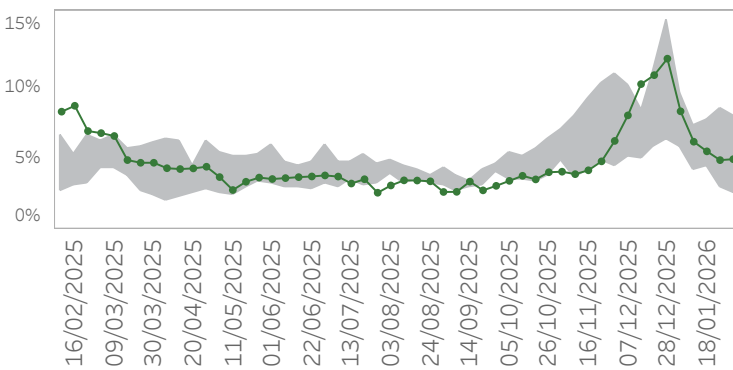
ATS di Bergamo



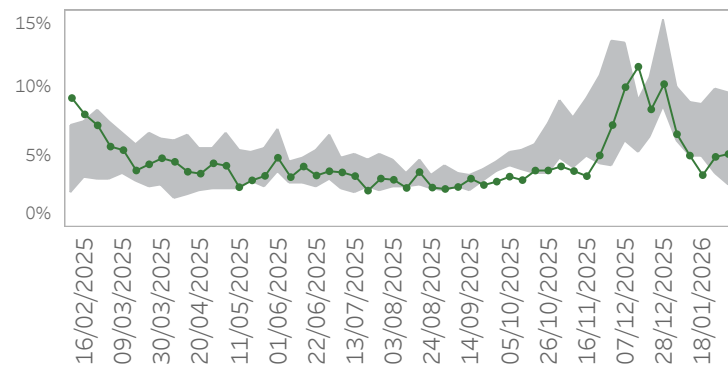
ATS di Brescia



ATS della Val Padana



ATS di Pavia

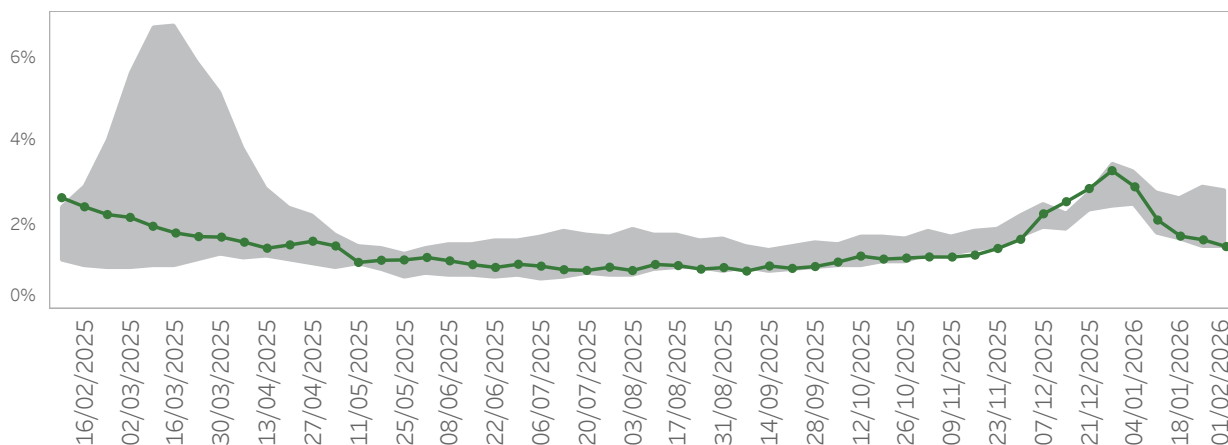


Ultimo giorno di analisi: 01/02/2026

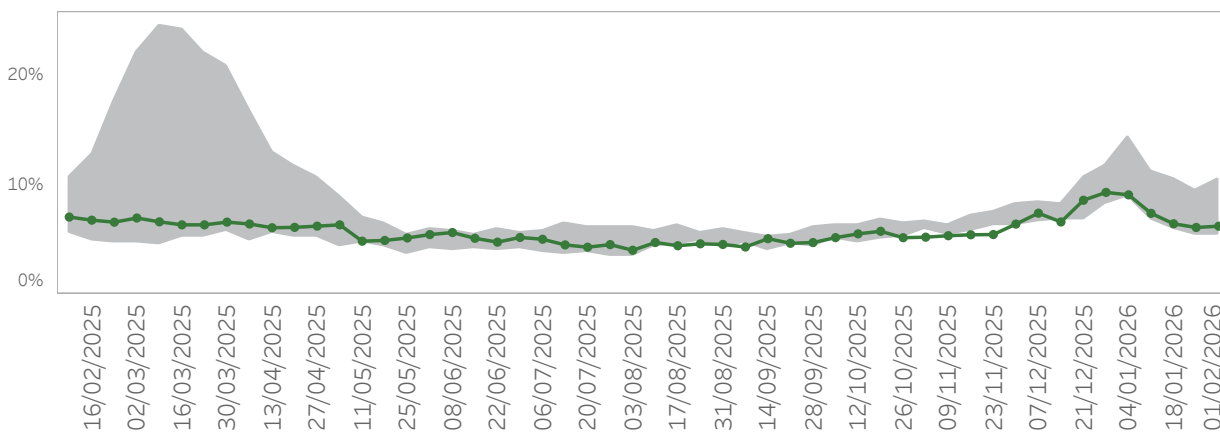
% Accessi per ATS con ILI

| ATS | Settimana | 2022 | 2023 | 2024 | 2025 | 2026 |
|--|-----------|--------|--------|--------|--------|-------|
| ATS DELLA CITTA' METROPOLITANA DI MILANO | 52 | 5,95% | 8,76% | 7,05% | 6,81% | |
| | 1 | 4,91% | 5,04% | 6,22% | 6,74% | 4,87% |
| | 2 | 3,32% | 3,66% | 3,83% | 6,03% | 3,61% |
| | 3 | 3,31% | 3,60% | 3,52% | 6,02% | 3,44% |
| | 4 | 3,02% | 3,64% | 3,45% | 6,60% | 3,14% |
| | 5 | 2,80% | 4,26% | 3,49% | 6,37% | 3,21% |
| ATS DELL'INSUBRIA | 52 | 6,15% | 10,60% | 6,54% | 6,32% | |
| | 1 | 4,09% | 5,24% | 6,19% | 5,55% | 3,92% |
| | 2 | 3,37% | 3,81% | 4,30% | 5,51% | 3,22% |
| | 3 | 2,91% | 3,54% | 2,97% | 5,92% | 2,75% |
| | 4 | 2,71% | 3,29% | 3,12% | 6,14% | 2,88% |
| | 5 | 2,40% | 4,15% | 3,13% | 5,37% | 2,60% |
| ATS DELLA MONTAGNA | 52 | 6,09% | 11,73% | 8,29% | 9,83% | |
| | 1 | 3,54% | 4,94% | 8,72% | 7,45% | 6,96% |
| | 2 | 3,68% | 3,90% | 6,04% | 8,72% | 5,74% |
| | 3 | 2,82% | 3,93% | 4,67% | 7,27% | 3,81% |
| | 4 | 2,59% | 3,83% | 4,43% | 7,96% | 4,55% |
| | 5 | 1,83% | 3,56% | 4,58% | 8,96% | 3,50% |
| ATS DELLA BRIANZA | 52 | 6,59% | 11,70% | 7,48% | 8,52% | |
| | 1 | 5,09% | 6,34% | 7,05% | 7,07% | 5,77% |
| | 2 | 4,21% | 4,30% | 4,63% | 5,88% | 4,73% |
| | 3 | 3,41% | 3,69% | 3,85% | 5,95% | 3,55% |
| | 4 | 2,94% | 4,64% | 3,92% | 6,91% | 3,54% |
| | 5 | 2,18% | 4,54% | 3,96% | 6,61% | 4,30% |
| ATS DI BERGAMO | 52 | 7,73% | 10,60% | 7,54% | 9,24% | |
| | 1 | 4,99% | 6,71% | 7,36% | 6,78% | 6,82% |
| | 2 | 4,06% | 4,52% | 4,35% | 6,16% | 4,68% |
| | 3 | 2,70% | 4,60% | 4,11% | 5,18% | 4,12% |
| | 4 | 2,83% | 3,94% | 4,15% | 6,45% | 4,14% |
| | 5 | 2,41% | 4,88% | 4,17% | 6,81% | 4,27% |
| ATS DI BRESCIA | 52 | 8,07% | 13,33% | 8,45% | 10,61% | |
| | 1 | 4,88% | 7,29% | 8,24% | 7,93% | 7,64% |
| | 2 | 5,08% | 5,18% | 4,91% | 6,36% | 5,65% |
| | 3 | 4,08% | 5,04% | 5,63% | 6,99% | 4,98% |
| | 4 | 3,11% | 5,90% | 4,92% | 8,67% | 4,82% |
| | 5 | 2,61% | 5,62% | 4,87% | 8,01% | 4,64% |
| ATS DELLA VAL PADANA | 52 | 8,00% | 14,72% | 8,53% | 12,08% | |
| | 1 | 5,79% | 6,80% | 9,67% | 8,65% | 8,36% |
| | 2 | 4,16% | 5,17% | 5,94% | 7,30% | 6,21% |
| | 3 | 4,48% | 5,72% | 5,64% | 7,73% | 5,53% |
| | 4 | 2,92% | 5,58% | 4,72% | 8,56% | 4,91% |
| | 5 | 3,41% | 5,77% | 5,16% | 8,01% | 4,97% |
| ATS DI PAVIA | 52 | 10,46% | 14,71% | 10,96% | 10,23% | |
| | 1 | 6,09% | 7,43% | 9,16% | 9,99% | 6,66% |
| | 2 | 5,04% | 5,96% | 6,16% | 8,95% | 5,14% |
| | 3 | 5,06% | 6,10% | 5,50% | 8,80% | 3,74% |
| | 4 | 3,88% | 6,17% | 5,44% | 9,90% | 5,04% |
| | 5 | 3,90% | 6,48% | 5,46% | 9,58% | 5,24% |

Ultimo giorno di analisi: 01/02/2026

% Accessi in Pronto Soccorso con POLMONITI

| Settimana | 2022 | 2023 | 2024 | 2025 | 2026 |
|-----------|-------|-------|-------|-------|-------|
| 52 | 2,41% | 3,45% | 2,74% | 3,30% | |
| 1 | 3,28% | 2,47% | 3,19% | 3,05% | 2,92% |
| 2 | 2,69% | 1,77% | 2,13% | 2,79% | 2,13% |
| 3 | 2,32% | 1,68% | 1,63% | 2,63% | 1,74% |
| 4 | 2,02% | 1,46% | 1,46% | 2,92% | 1,65% |
| 5 | 1,62% | 1,58% | 1,45% | 2,83% | 1,49% |

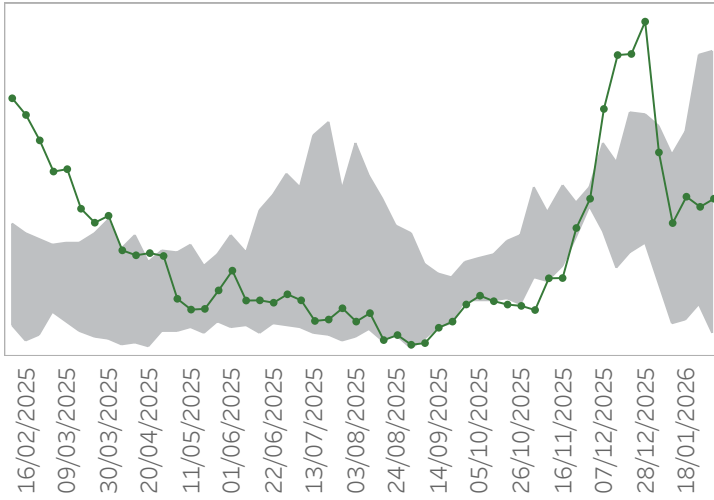
% di Ricoverati da Pronto Soccorso con POLMONITI

| Settimana | 2022 | 2023 | 2024 | 2025 | 2026 |
|-----------|--------|--------|--------|-------|-------|
| 52 | 8,38% | 10,42% | 8,14% | 9,29% | |
| 1 | 14,31% | 8,92% | 10,47% | 9,02% | 9,07% |
| 2 | 11,14% | 6,79% | 7,47% | 7,95% | 7,39% |
| 3 | 10,56% | 6,48% | 5,90% | 7,47% | 6,43% |
| 4 | 9,41% | 5,65% | 5,46% | 7,55% | 6,09% |
| 5 | 7,51% | 6,17% | 5,39% | 7,49% | 6,21% |

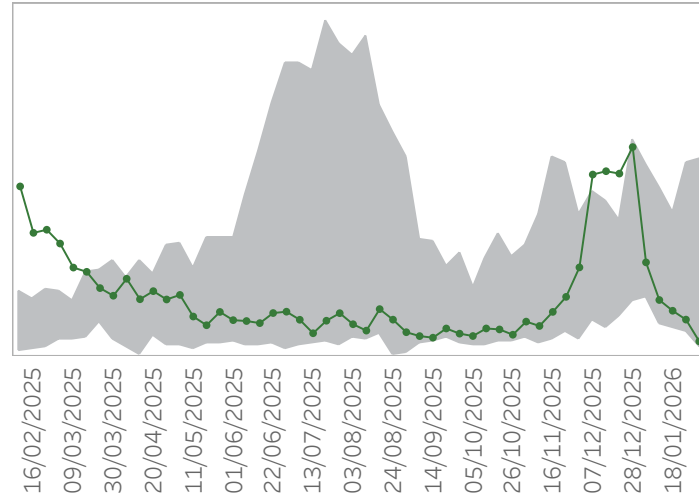
Ultimo giorno di analisi: 01/02/2026

% Accessi per fascia d'età con POLMONITI

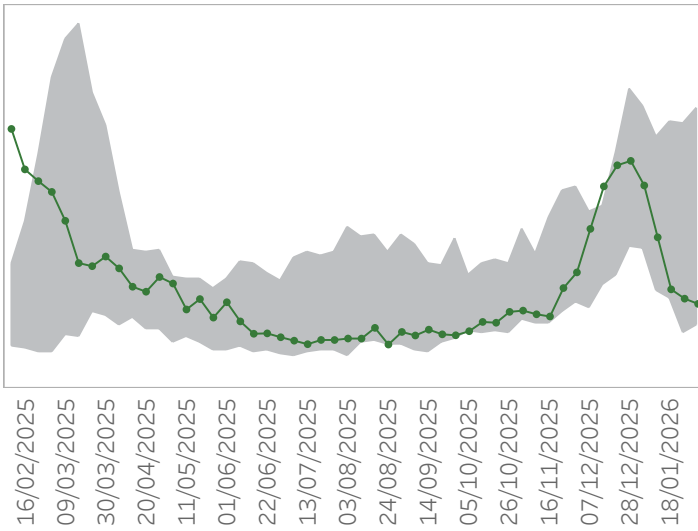
0-9



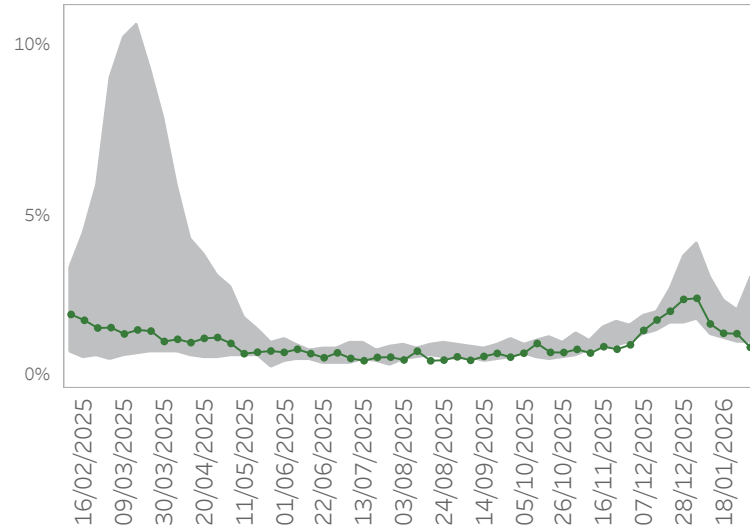
10-19



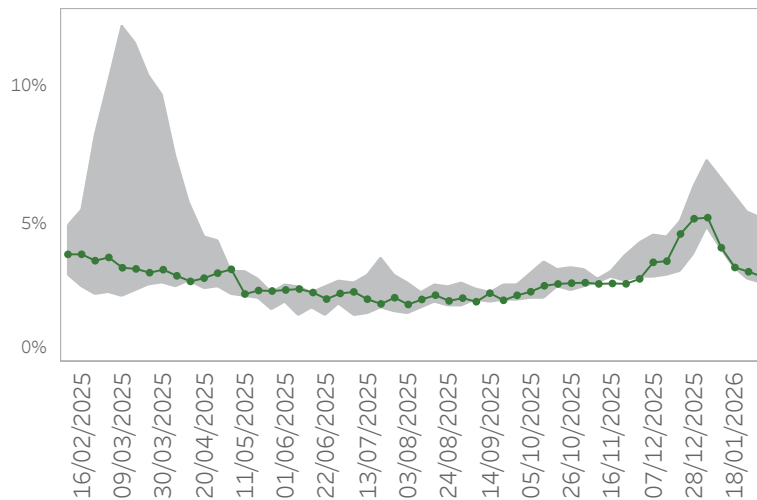
20-49



50-70



70+



Ultimo giorno di analisi: 01/02/2026

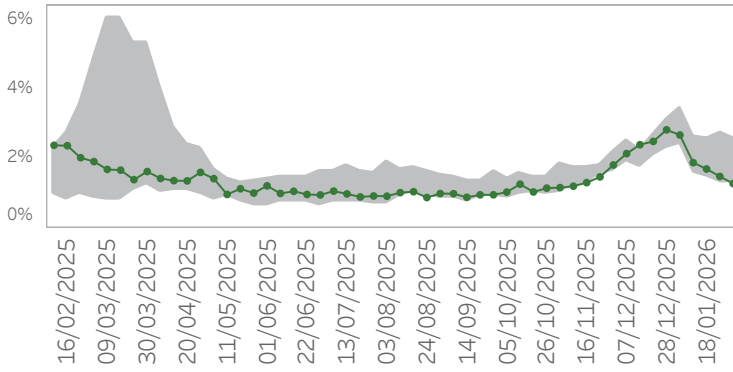
% Accessi per fascia d'età con POLMONITI

| Fascia d'età | Settimana | 2022 | 2023 | 2024 | 2025 | 2026 |
|--------------|-----------|-------|-------|-------|-------|-------|
| 0-9 | 52 | 2,44% | 3,55% | 3,26% | 4,93% | |
| | 1 | 1,07% | 1,96% | 3,29% | 3,39% | 3,01% |
| | 2 | 0,47% | 1,13% | 1,61% | 2,96% | 1,97% |
| | 3 | 0,52% | 1,56% | 1,59% | 3,31% | 2,35% |
| | 4 | 0,75% | 1,64% | 1,30% | 4,43% | 2,21% |
| | 5 | 0,56% | 1,68% | 1,76% | 4,48% | 2,32% |
| 10-19 | 52 | 1,05% | 1,66% | 2,20% | 2,13% | |
| | 1 | 0,60% | 0,77% | 0,93% | 1,96% | 0,96% |
| | 2 | 0,33% | 0,46% | 0,38% | 1,71% | 0,58% |
| | 3 | 0,29% | 0,31% | 0,58% | 1,46% | 0,47% |
| | 4 | 0,25% | 0,41% | 0,66% | 1,96% | 0,38% |
| | 5 | 0,10% | 0,49% | 0,53% | 2,01% | 0,16% |
| 20-49 | 52 | 1,07% | 2,25% | 1,98% | 1,71% | |
| | 1 | 1,06% | 1,06% | 1,78% | 2,13% | 1,53% |
| | 2 | 0,74% | 0,78% | 1,31% | 1,89% | 1,14% |
| | 3 | 0,68% | 0,73% | 0,85% | 2,01% | 0,75% |
| | 4 | 0,41% | 0,71% | 0,78% | 1,99% | 0,68% |
| | 5 | 0,48% | 0,74% | 0,77% | 2,11% | 0,64% |
| 50-70 | 52 | 1,91% | 3,83% | 2,30% | 2,60% | |
| | 1 | 4,24% | 2,00% | 3,27% | 2,55% | 2,64% |
| | 2 | 3,23% | 1,56% | 2,01% | 2,58% | 1,89% |
| | 3 | 2,59% | 1,44% | 1,45% | 2,19% | 1,62% |
| | 4 | 2,10% | 1,34% | 1,32% | 2,28% | 1,60% |
| | 5 | 1,66% | 1,48% | 1,35% | 2,05% | 1,21% |
| 70+ | 52 | 4,87% | 5,06% | 3,91% | 5,20% | |
| | 1 | 7,31% | 5,44% | 5,70% | 4,90% | 5,24% |
| | 2 | 6,68% | 4,11% | 4,29% | 4,55% | 4,15% |
| | 3 | 6,02% | 3,88% | 3,41% | 4,07% | 3,43% |
| | 4 | 5,46% | 2,99% | 3,04% | 4,33% | 3,27% |
| | 5 | 4,32% | 3,28% | 2,84% | 4,03% | 3,10% |

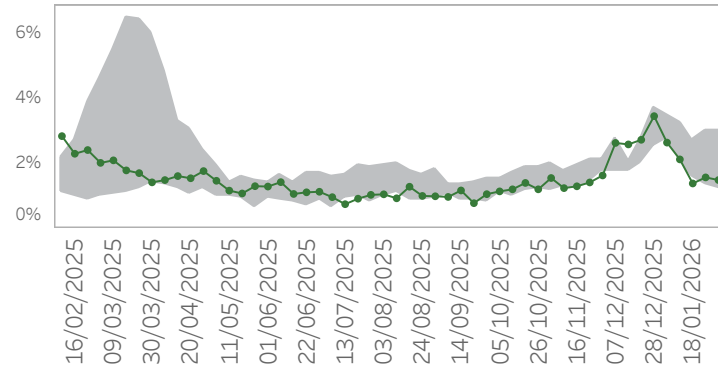
Ultimo giorno di analisi: 01/02/2026

% Accessi per ATS con POLMONITI

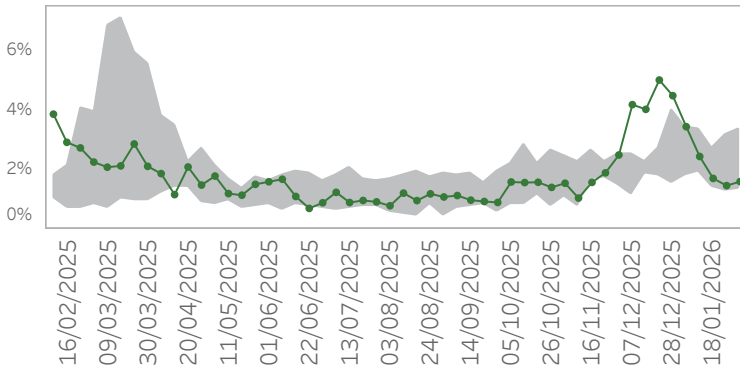
ATS della città Metropolitana di Milano



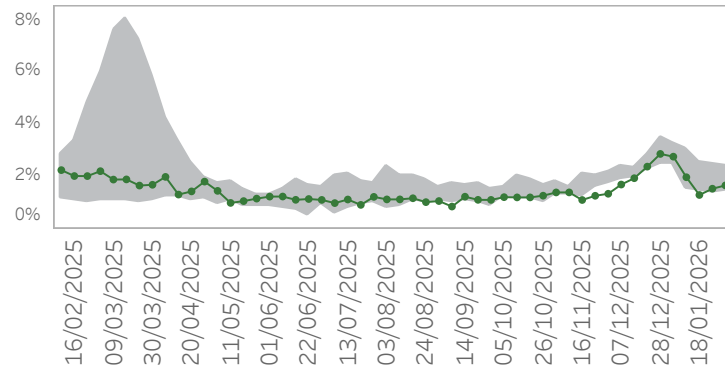
ATS dell'Insubria



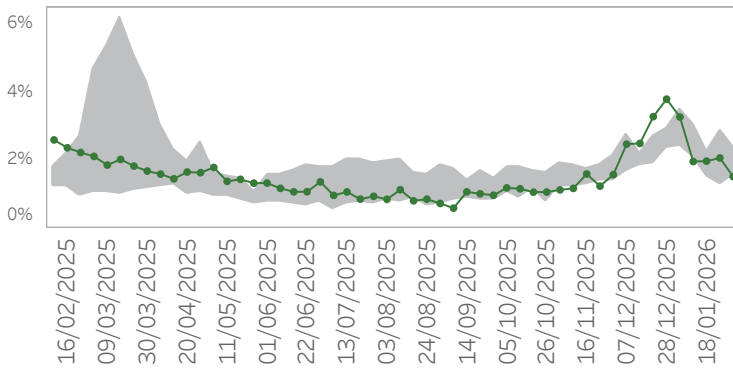
ATS della Montagna



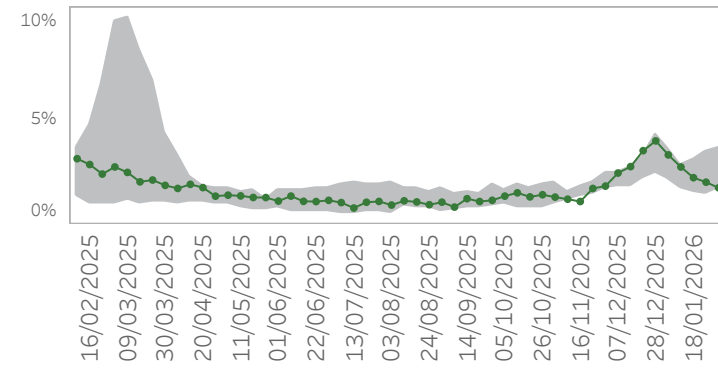
ATS della Brianza



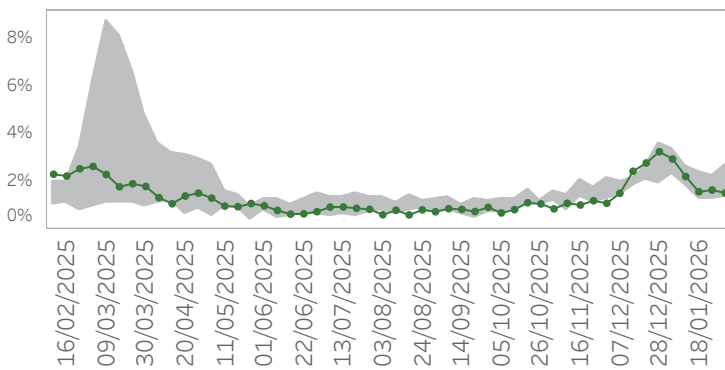
ATS di Bergamo



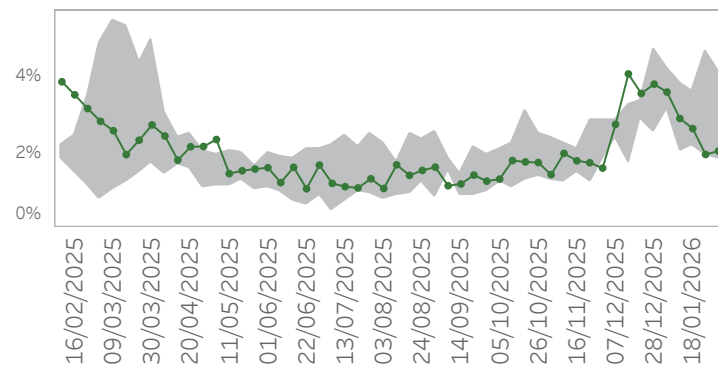
ATS di Brescia



ATS della Val Padana



ATS di Pavia



Ultimo giorno di analisi: 01/02/2026

% Accessi per ATS con POLMONITI

| ATS | Settimana | 2022 | 2023 | 2024 | 2025 | 2026 |
|--|-----------|-------|-------|-------|-------|-------|
| ATS DELLA CITTA' METROPOLITANA DI MILANO | 52 | 2,30% | 3,03% | 2,58% | 2,80% | |
| | 1 | 3,45% | 2,37% | 2,80% | 2,93% | 2,65% |
| | 2 | 2,64% | 1,59% | 1,91% | 2,56% | 1,87% |
| | 3 | 2,30% | 1,66% | 1,48% | 2,55% | 1,69% |
| | 4 | 1,91% | 1,44% | 1,31% | 2,74% | 1,48% |
| | 5 | 1,46% | 1,45% | 1,29% | 2,56% | 1,27% |
| ATS DELL'INSUBRIA | 52 | 2,52% | 3,68% | 2,52% | 3,44% | |
| | 1 | 3,49% | 2,84% | 3,08% | 2,79% | 2,63% |
| | 2 | 2,60% | 2,08% | 2,41% | 3,21% | 2,12% |
| | 3 | 2,34% | 1,85% | 1,60% | 2,73% | 1,38% |
| | 4 | 2,24% | 1,36% | 1,72% | 3,00% | 1,56% |
| | 5 | 1,74% | 1,59% | 1,25% | 3,00% | 1,48% |
| ATS DELLA MONTAGNA | 52 | 2,46% | 3,99% | 2,78% | 4,50% | |
| | 1 | 1,79% | 2,58% | 3,43% | 3,36% | 3,45% |
| | 2 | 2,78% | 1,93% | 2,80% | 3,37% | 2,45% |
| | 3 | 1,44% | 2,01% | 1,74% | 2,69% | 1,71% |
| | 4 | 1,50% | 1,31% | 1,75% | 3,17% | 1,46% |
| | 5 | 1,38% | 1,76% | 1,55% | 3,34% | 1,60% |
| ATS DELLA BRIANZA | 52 | 2,44% | 3,45% | 2,71% | 2,83% | |
| | 1 | 3,25% | 2,44% | 3,19% | 3,23% | 2,73% |
| | 2 | 3,05% | 1,49% | 2,05% | 2,31% | 1,95% |
| | 3 | 2,55% | 1,65% | 1,47% | 2,29% | 1,28% |
| | 4 | 1,95% | 1,37% | 1,61% | 2,43% | 1,52% |
| | 5 | 1,59% | 1,45% | 1,60% | 2,35% | 1,65% |
| ATS DI BERGAMO | 52 | 2,80% | 2,93% | 2,54% | 3,79% | |
| | 1 | 3,24% | 2,43% | 3,46% | 2,92% | 3,26% |
| | 2 | 2,33% | 2,11% | 2,08% | 3,02% | 1,96% |
| | 3 | 2,15% | 1,64% | 1,52% | 2,24% | 1,97% |
| | 4 | 1,93% | 1,27% | 1,30% | 2,85% | 2,06% |
| | 5 | 1,58% | 1,56% | 1,65% | 2,38% | 1,52% |
| ATS DI BRESCIA | 52 | 2,44% | 4,24% | 2,96% | 3,94% | |
| | 1 | 3,21% | 2,20% | 3,61% | 3,14% | 3,28% |
| | 2 | 2,76% | 1,70% | 2,31% | 2,76% | 2,71% |
| | 3 | 2,43% | 1,50% | 1,98% | 3,08% | 2,21% |
| | 4 | 2,01% | 1,61% | 1,48% | 3,45% | 2,00% |
| | 5 | 1,69% | 1,81% | 1,72% | 3,58% | 1,73% |
| ATS DELLA VAL PADANA | 52 | 1,95% | 3,61% | 2,52% | 3,24% | |
| | 1 | 3,23% | 2,29% | 3,34% | 2,87% | 2,94% |
| | 2 | 2,27% | 1,92% | 1,81% | 2,62% | 2,21% |
| | 3 | 2,21% | 1,43% | 1,31% | 2,40% | 1,57% |
| | 4 | 2,23% | 1,43% | 1,25% | 2,23% | 1,65% |
| | 5 | 1,83% | 1,67% | 1,32% | 2,71% | 1,52% |
| ATS DI PAVIA | 52 | 2,52% | 4,12% | 4,71% | 3,79% | |
| | 1 | 3,14% | 3,17% | 4,19% | 4,21% | 3,58% |
| | 2 | 3,58% | 2,03% | 2,80% | 3,82% | 2,89% |
| | 3 | 2,70% | 2,19% | 2,87% | 3,62% | 2,62% |
| | 4 | 2,57% | 2,13% | 1,94% | 4,66% | 1,93% |
| | 5 | 2,25% | 1,80% | 1,91% | 4,12% | 2,02% |