

SORVEGLIANZA ACCESSI PRONTO SOCCORSO

Nota metodologica

Il presente report mostra i dati relativi al numero di accessi settimanali nei Pronto Soccorso di Regione Lombardia; vengono riportati gli accessi totali e classificati in base alla diagnosi alla dimissione e suddivisi per fascia di età ed ATS di afferenza del Pronto Soccorso. La fonte dei dati è il flusso EUOL (Emergenze Urgenze Online).

Sulla base della diagnosi attribuita alla dimissione del Pronto Soccorso (codifica ICD-9CM) gli accessi sono stati suddivisi in:

1. Diagnosi di **sindromi respiratorie**
2. Diagnosi di **sindromi simi-influenzali (influenza-like illness, ILI)**
3. Diagnosi di **polmoniti**

Il framework utilizzato per la classificazione degli accessi è quello proposto dai Centers for Disease Control and Prevention (U.S. CDC), integrato con i codici relativi al COVID-19.

Si sottolinea inoltre che il flusso EUOL proveniente dai Pronto Soccorso dell'ATS PAVIA – Fondazione IRCCS Policlinico San Matteo, ASST PAVIA (Ospedale di Voghera e Vigevano) – presentano alcuni dati mancanti per le settimane n° 29-49 del 2023, pertanto i grafici relativi agli accessi suddivisi per ATS mostrano una flessione nel numero di accessi relativamente al periodo indicato.

Grafici rappresentati

Nei grafici la linea **verde** (denominata "Valore Attuale") mostra il dato relativo alla settimana riportata sull'asse x. L'area in **grigio** rappresenta i valori relativi alla stessa settimana nei 4 anni precedenti ordinati dal minimo al massimo.

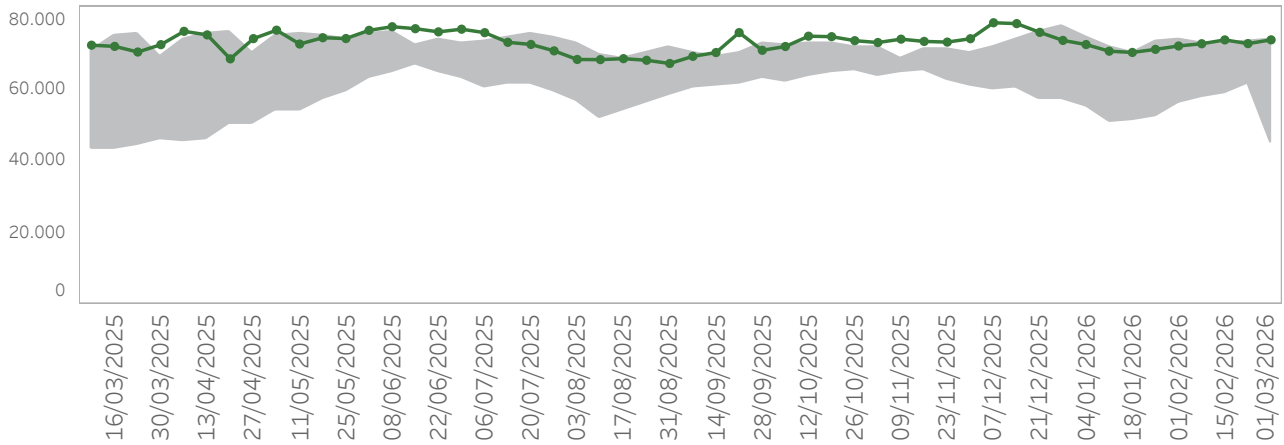
Codifica delle settimane rappresentate:

Settimana	Inizio	Fine
4	19/01/2026	25/01/2026
5	26/01/2026	01/02/2026
6	02/02/2026	08/02/2026
7	09/02/2026	15/02/2026
8	16/02/2026	22/02/2026
9	23/02/2026	01/03/2026

1. ACCESSI TOTALI

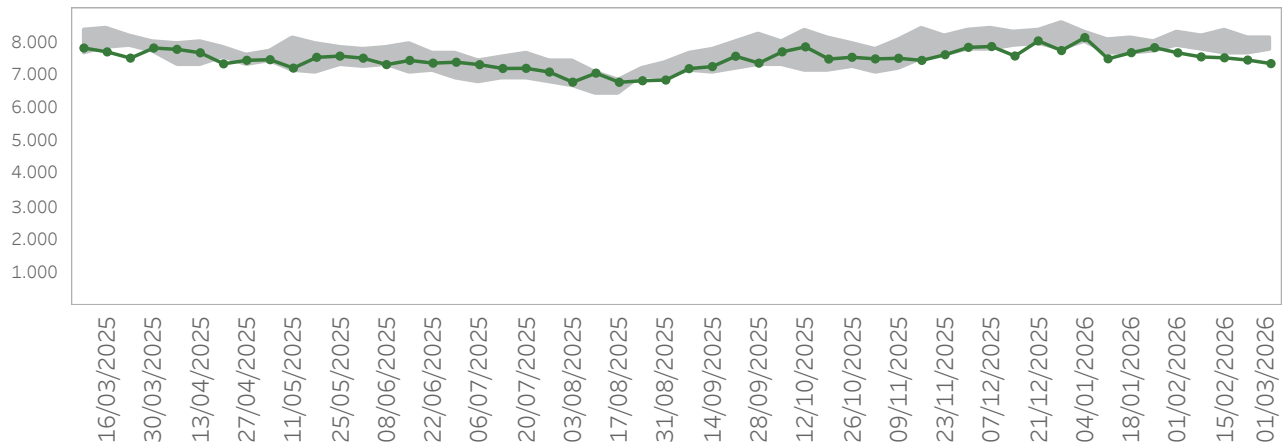
Ultimo giorno di analisi: 01/03/2026

Accessi Totali in Pronto Soccorso



Settimana	2022	2023	2024	2025	2026
4	52.309	63.222	66.957	73.229	71.194
5	56.315	66.040	69.035	73.893	72.138
6	58.052	65.127	71.266	72.790	72.766
7	59.178	68.265	70.476	72.753	73.833
8	61.394	67.576	71.475	73.508	72.801
9	60.035	67.025	70.190	73.701	73.848

Ricoveri Totali da Pronto Soccorso

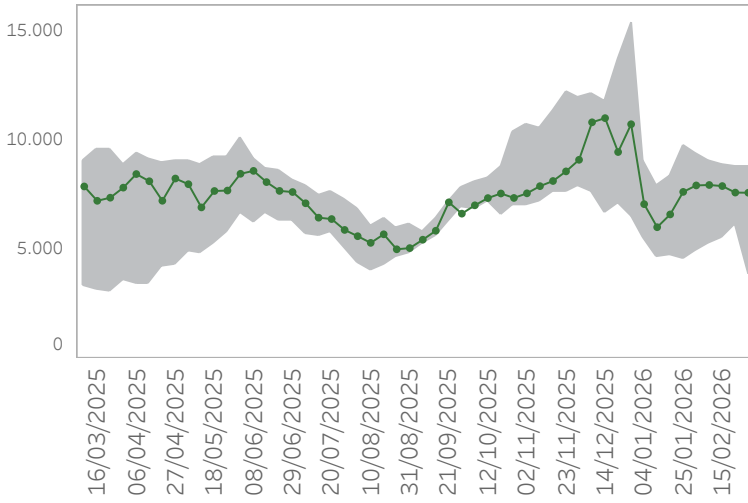


Settimana	2022	2023	2024	2025	2026
4	7.722	7.988	7.802	8.027	7.851
5	7.985	8.331	7.870	7.919	7.693
6	7.754	8.234	8.062	7.895	7.570
7	7.659	8.371	7.746	7.899	7.542
8	7.740	8.173	7.654	7.816	7.474
9	7.756	7.959	7.968	7.908	7.366

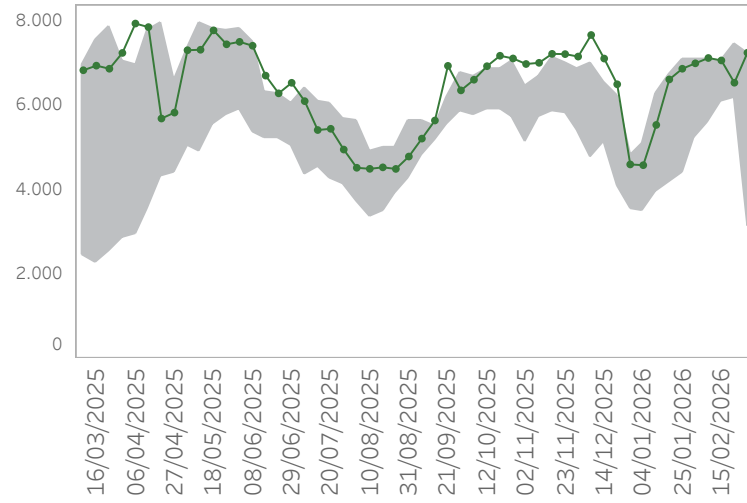
Ultimo giorno di analisi: 01/03/2026

Accessi Totali per fascia d'età

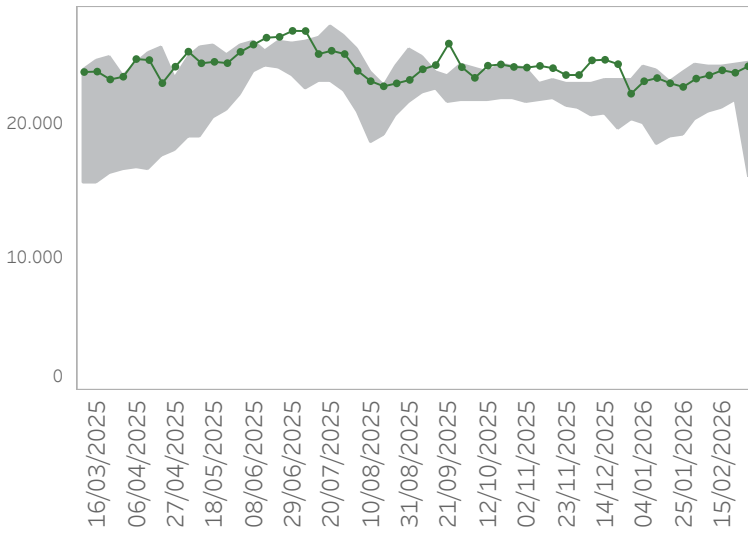
0-9



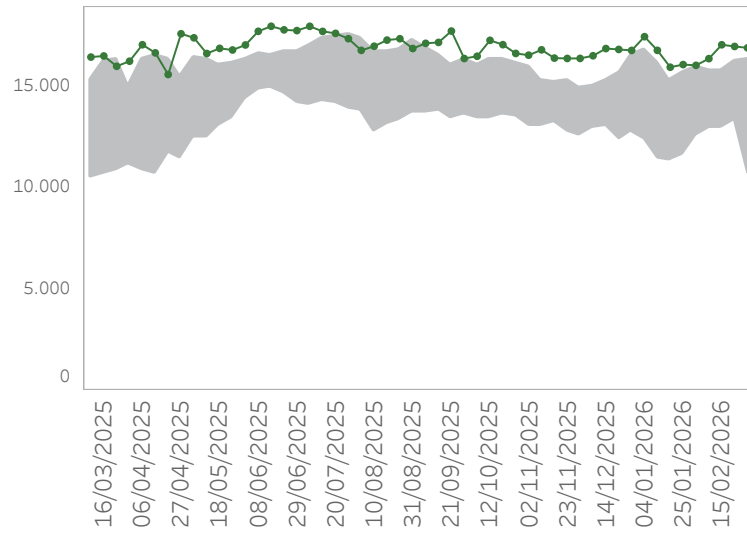
10-19



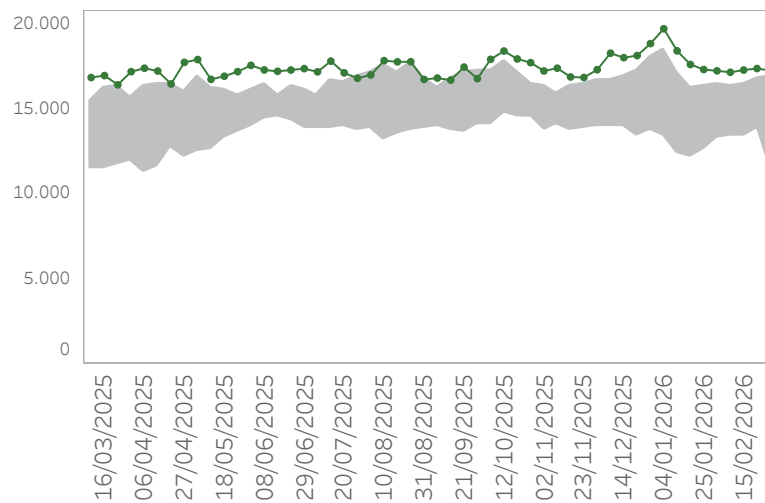
20-49



50-70



70+



Ultimo giorno di analisi: 01/03/2026

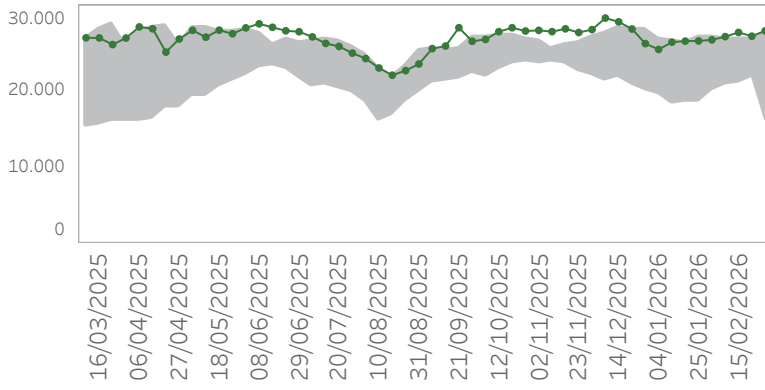
Accessi Totali per fascia d'età

Fascia d'età	Settimana	2022	2023	2024	2025	2026
0-9	4	4.540	7.881	7.669	9.711	7.616
	5	4.860	8.444	8.200	9.410	7.911
	6	5.216	8.455	8.512	9.049	7.931
	7	5.485	8.844	8.462	8.576	7.882
	8	6.097	8.724	8.458	8.264	7.585
	9	6.146	8.725	8.571	8.112	7.577
10-19	4	4.402	5.884	6.383	7.074	6.862
	5	5.208	6.317	6.648	7.075	6.990
	6	5.593	6.204	6.850	7.094	7.116
	7	6.065	6.338	6.444	7.055	7.058
	8	6.343	6.177	7.033	7.423	6.531
	9	5.672	6.558	6.871	7.200	7.240
20-49	4	19.173	21.310	22.933	23.925	22.869
	5	20.321	21.937	23.595	24.544	23.493
	6	20.904	21.874	24.334	24.159	23.737
	7	21.247	23.135	24.092	24.370	24.119
	8	21.794	23.268	24.542	24.402	23.935
	9	21.181	22.562	24.054	24.726	24.423
50-70	4	11.593	13.480	14.486	15.713	16.084
	5	12.543	14.205	14.839	15.990	16.047
	6	12.955	13.675	15.229	15.753	16.377
	7	12.931	14.364	15.568	15.838	17.061
	8	13.293	14.112	15.687	16.259	16.978
	9	13.170	14.247	15.405	16.330	16.910
70+	4	12.588	14.653	15.275	16.401	17.318
	5	13.368	15.121	15.503	16.434	17.240
	6	13.370	14.905	16.128	16.313	17.156
	7	13.438	15.572	15.677	16.505	17.286
	8	13.849	15.284	15.523	16.758	17.374
	9	13.858	14.923	15.055	16.923	17.259

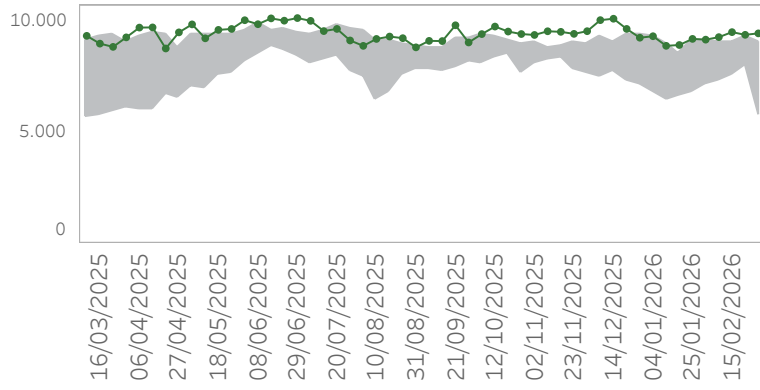
Ultimo giorno di analisi: **01/03/2026**

Accessi Totali per ATS

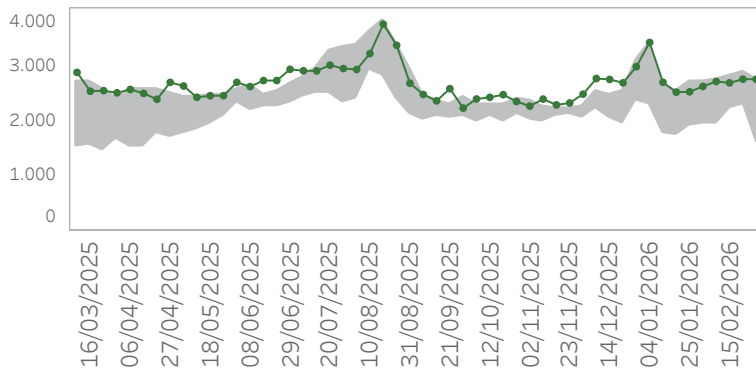
ATS della città Metropolitana di Milano



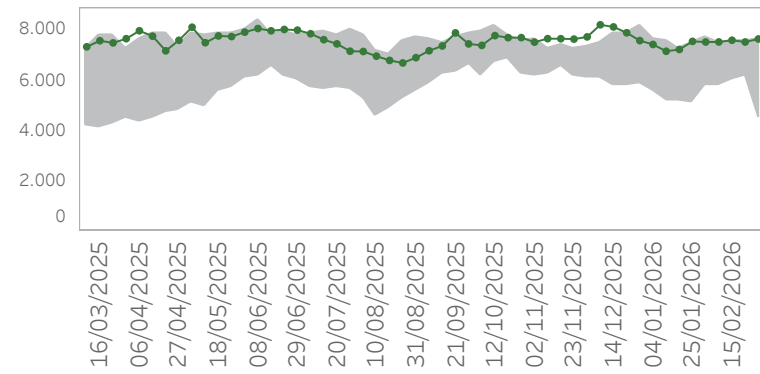
ATS dell'Insubria



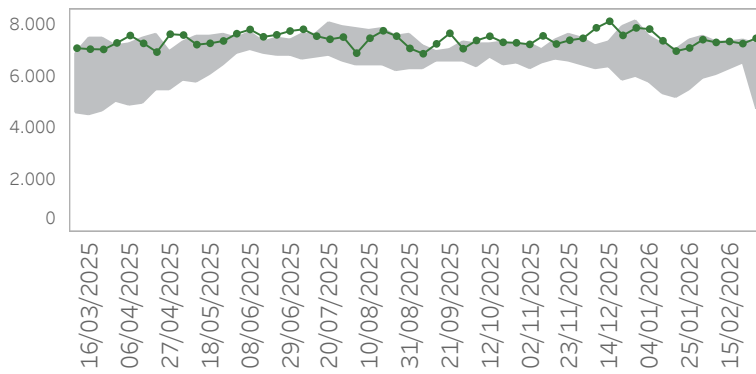
ATS della Montagna



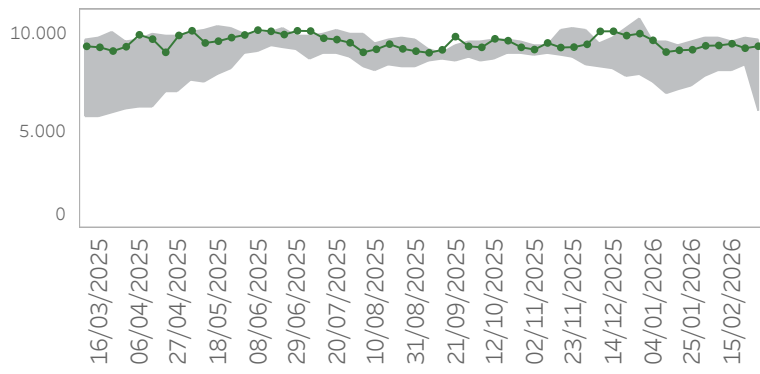
ATS della Brianza



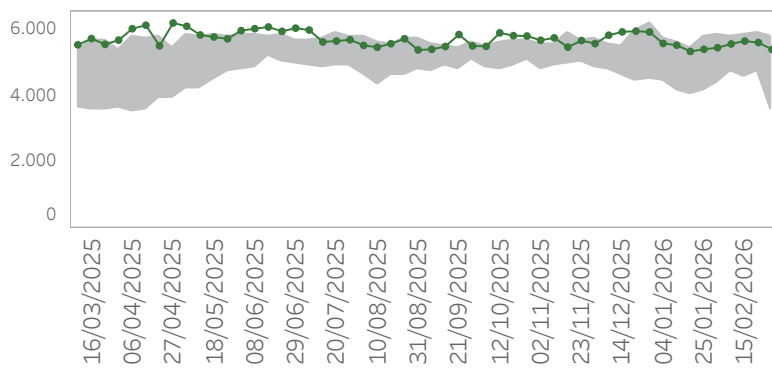
ATS di Bergamo



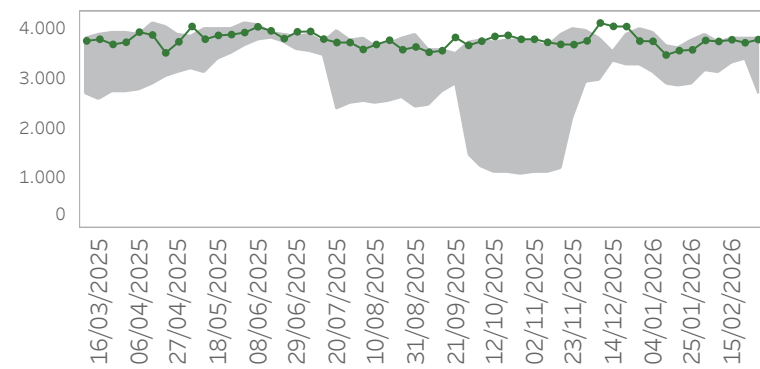
ATS di Brescia



ATS della Val Padana



ATS di Pavia



Ultimo giorno di analisi: 01/03/2026

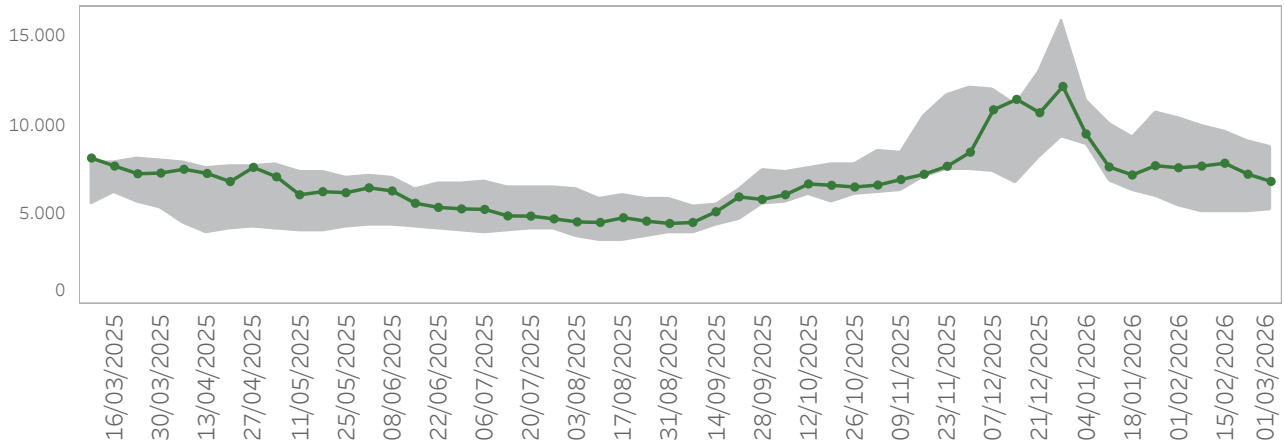
Accessi Totali per ATS

ATS	Settimana	2022	2023	2024	2025	2026
ATS DELLA CITTA' METROPOLITANA DI MILANO	4	18.565	22.252	24.951	27.229	26.558
	5	20.074	23.684	25.783	27.191	26.702
	6	20.794	23.047	26.804	26.761	27.123
	7	20.996	24.275	26.238	26.819	27.673
	8	21.789	24.373	26.957	26.901	27.183
	9	21.458	24.233	26.217	27.607	27.884
ATS DELL'INSUBRIA	4	6.780	8.154	8.424	9.101	9.205
	5	7.169	8.611	8.754	9.141	9.171
	6	7.371	8.376	8.634	9.080	9.284
	7	7.602	8.682	8.824	9.083	9.509
	8	8.036	8.685	8.739	9.319	9.388
	9	7.850	8.856	8.508	9.055	9.453
ATS DELLA MONTAGNA	4	1.927	2.218	2.575	2.715	2.526
	5	1.963	2.160	2.640	2.724	2.623
	6	1.942	2.476	2.714	2.737	2.713
	7	2.219	2.542	2.808	2.805	2.688
	8	2.289	2.502	2.692	2.888	2.755
	9	2.217	2.259	2.543	2.746	2.754
ATS DELLA BRIANZA	4	5.141	6.643	6.961	7.523	7.561
	5	5.834	7.012	7.078	7.732	7.536
	6	5.852	6.876	7.441	7.517	7.538
	7	6.022	7.252	7.403	7.555	7.607
	8	6.198	6.799	7.511	7.562	7.537
	9	6.026	6.959	7.334	7.653	7.657
ATS DI BERGAMO	4	5.506	6.667	6.696	7.437	7.119
	5	5.896	6.864	6.960	7.572	7.440
	6	6.111	7.015	6.993	7.328	7.334
	7	6.303	7.152	6.934	7.364	7.371
	8	6.555	6.706	7.043	7.419	7.287
	9	6.293	6.504	7.162	7.295	7.492
ATS DI BRESCIA	4	7.330	9.016	9.042	9.685	9.256
	5	7.857	9.202	9.186	9.807	9.461
	6	8.142	8.920	9.604	9.822	9.477
	7	8.175	9.478	9.424	9.678	9.567
	8	8.397	9.582	9.431	9.826	9.337
	9	8.218	9.417	9.451	9.756	9.440
ATS DELLA VAL PADANA	4	4.177	4.837	4.962	5.783	5.401
	5	4.371	4.957	5.229	5.841	5.449
	6	4.722	4.859	5.396	5.810	5.561
	7	4.576	5.090	5.294	5.831	5.648
	8	4.746	5.130	5.304	5.876	5.604
	9	4.675	5.045	5.266	5.781	5.395
ATS DI PAVIA	4	2.883	3.435	3.346	3.756	3.568
	5	3.151	3.550	3.405	3.885	3.756
	6	3.118	3.558	3.680	3.735	3.736
	7	3.285	3.794	3.551	3.618	3.770
	8	3.384	3.799	3.798	3.717	3.710
	9	3.298	3.752	3.709	3.808	3.773

2. ACCESSI PER SINDROME

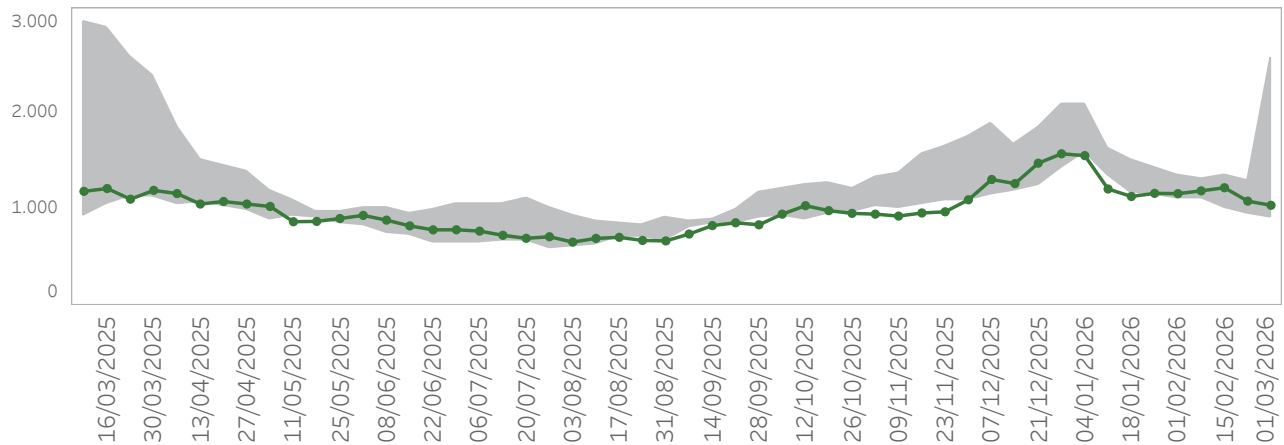
Ultimo giorno di analisi: 01/03/2026

Accessi in Pronto Soccorso con SINDROMI RESPIRATORIE



Settimana	2022	2023	2024	2025	2026
4	6.055	7.510	7.033	10.709	7.745
5	5.420	7.930	7.458	10.433	7.629
6	5.188	7.657	7.741	10.015	7.720
7	5.194	8.213	7.531	9.694	7.882
8	5.160	8.099	7.483	9.104	7.268
9	5.209	7.791	7.557	8.842	6.865

Ricoveri da Pronto Soccorso con SINDROMI RESPIRATORIE

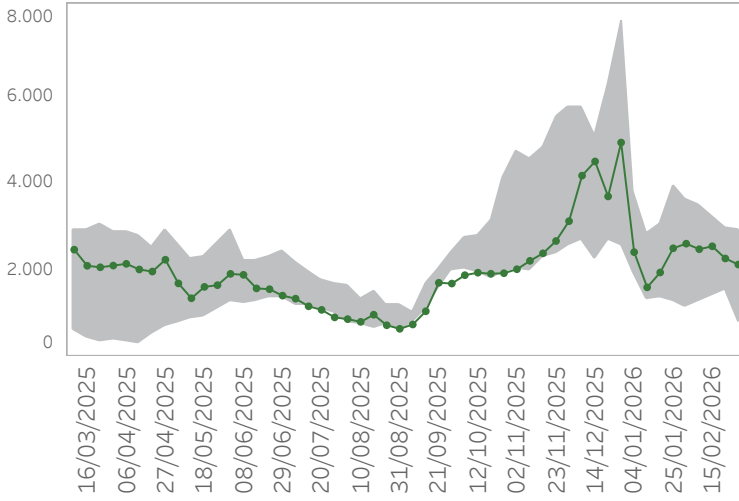


Settimana	2022	2023	2024	2025	2026
4	1.433	1.303	1.148	1.375	1.159
5	1.273	1.339	1.103	1.308	1.156
6	1.104	1.259	1.211	1.311	1.185
7	1.004	1.336	1.111	1.276	1.217
8	951	1.283	1.099	1.176	1.079
9	904	1.201	1.117	1.259	1.036

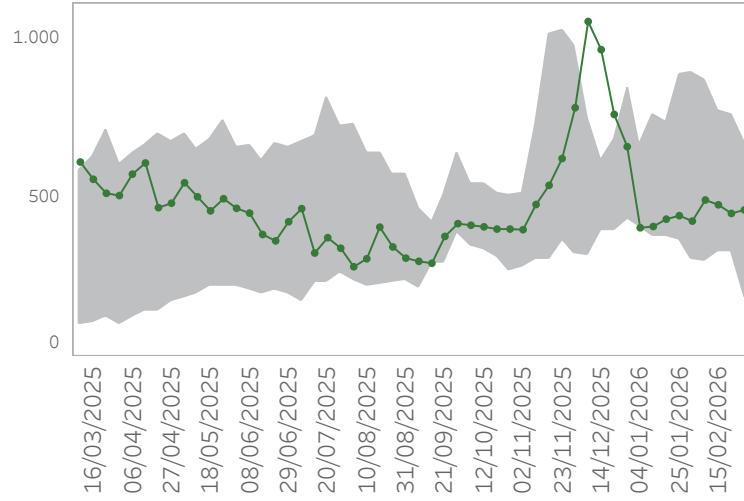
Ultimo giorno di analisi: 01/03/2026

Accessi per fascia d'età con SINDROMI RESPIRATORIE

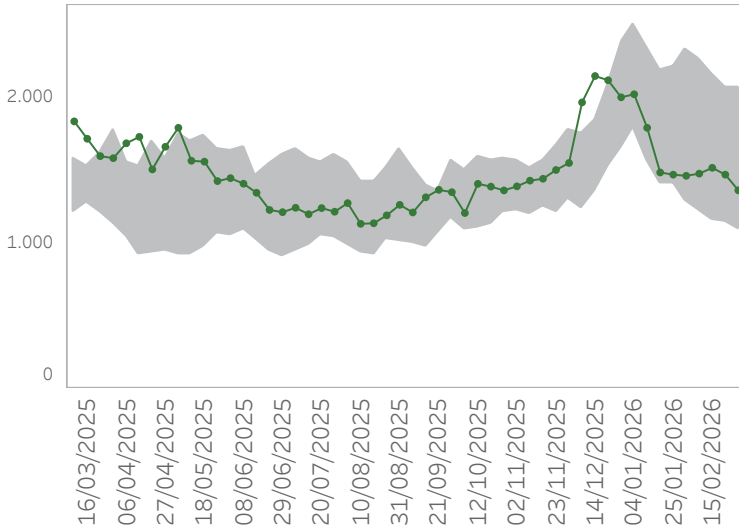
0-9



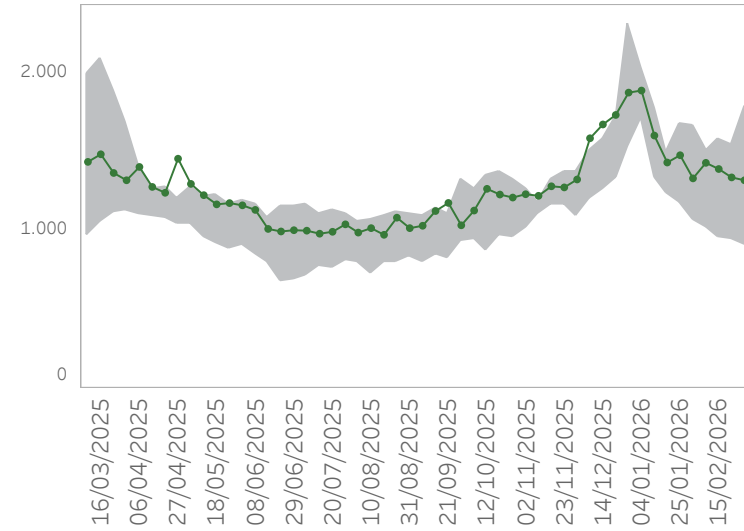
10-19



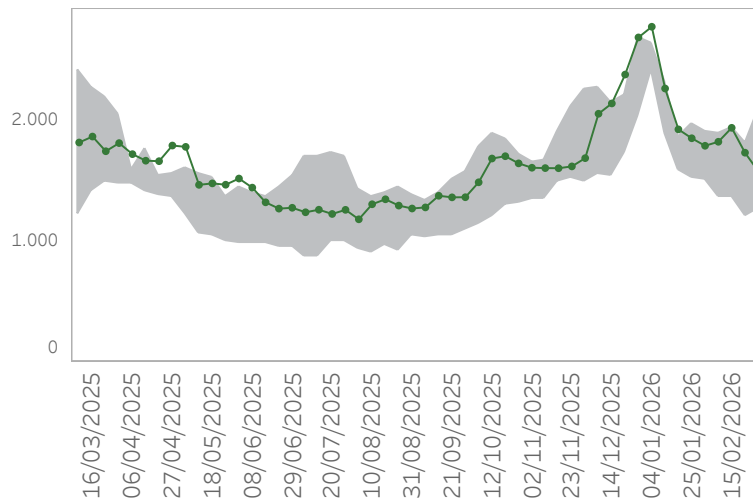
20-49



50-70



70+



Ultimo giorno di analisi: 01/03/2026

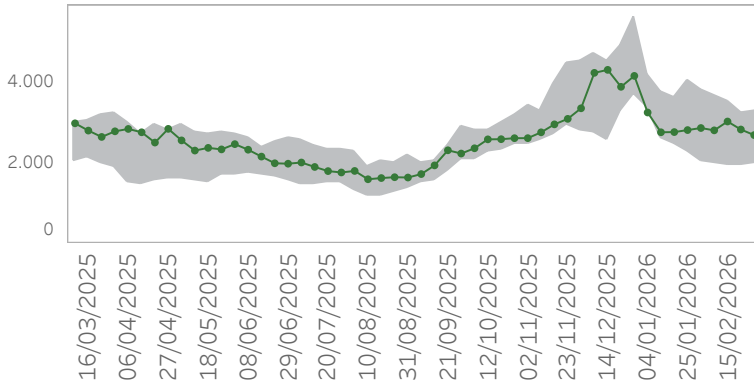
Accessi per fascia d'età con SINDROMI RESPIRATORIE

Fascia d'età	Settimana	2022	2023	2024	2025	2026
0-9	4	1.282	2.848	2.469	3.919	2.487
	5	1.137	2.992	2.716	3.586	2.592
	6	1.291	2.850	2.720	3.465	2.465
	7	1.395	3.098	2.596	3.205	2.532
	8	1.538	2.949	2.578	2.885	2.253
	9	1.617	2.904	2.632	2.665	2.114
10-19	4	367	446	413	885	442
	5	307	508	484	887	425
	6	298	488	547	863	491
	7	330	548	482	770	476
	8	331	494	556	755	449
	9	328	500	596	669	460
20-49	4	1.437	1.404	1.410	2.209	1.467
	5	1.293	1.423	1.522	2.332	1.459
	6	1.228	1.541	1.543	2.261	1.474
	7	1.159	1.598	1.555	2.157	1.514
	8	1.139	1.633	1.536	2.069	1.467
	9	1.085	1.530	1.540	2.067	1.360
50-70	4	1.177	1.177	1.212	1.671	1.473
	5	1.067	1.307	1.225	1.658	1.327
	6	1.015	1.194	1.285	1.498	1.425
	7	955	1.237	1.286	1.575	1.386
	8	947	1.257	1.297	1.534	1.333
	9	913	1.217	1.284	1.483	1.315
70+	4	1.791	1.635	1.511	1.955	1.844
	5	1.615	1.700	1.497	1.899	1.782
	6	1.356	1.584	1.618	1.874	1.815
	7	1.355	1.730	1.590	1.931	1.930
	8	1.205	1.764	1.491	1.800	1.725
	9	1.266	1.640	1.481	1.908	1.571

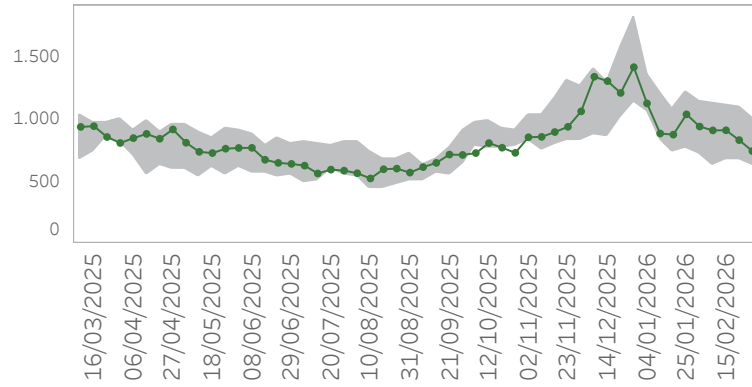
Ultimo giorno di analisi: 01/03/2026

Accessi per ATS con SINDROMI RESPIRATORIE

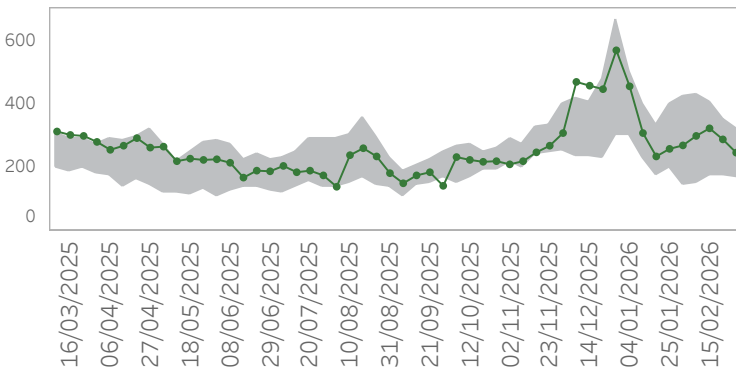
ATS della città Metropolitana di Milano



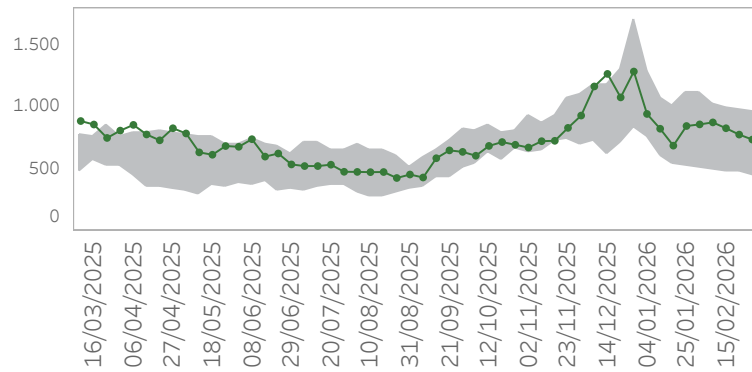
ATS dell'Insubria



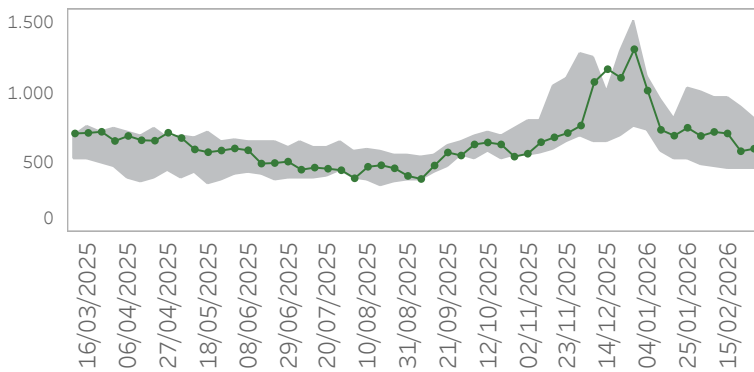
ATS della Montagna



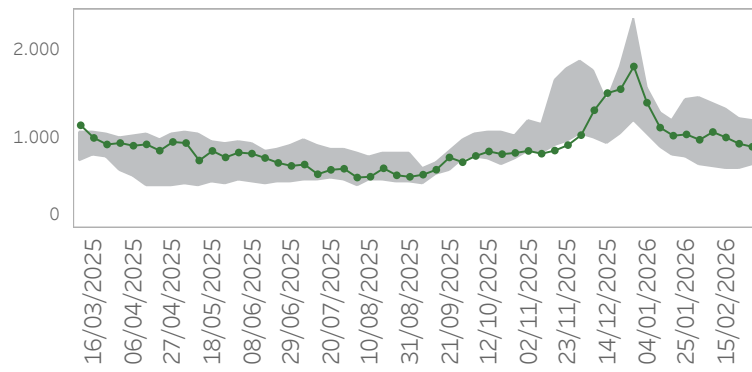
ATS della Brianza



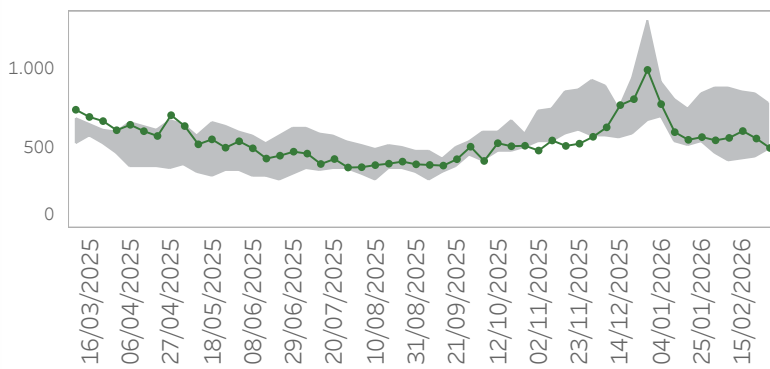
ATS di Bergamo



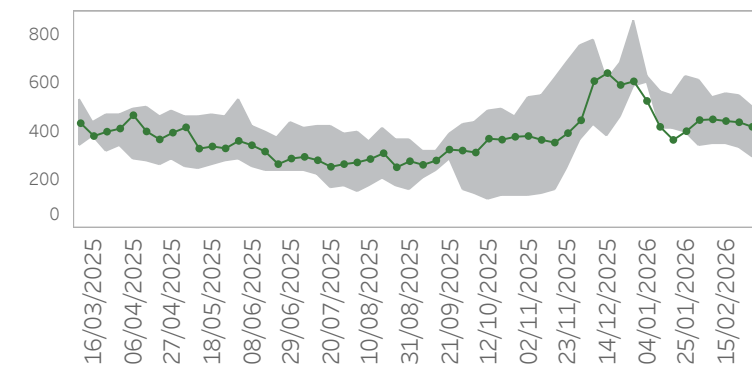
ATS di Brescia



ATS della Val Padana



ATS di Pavia



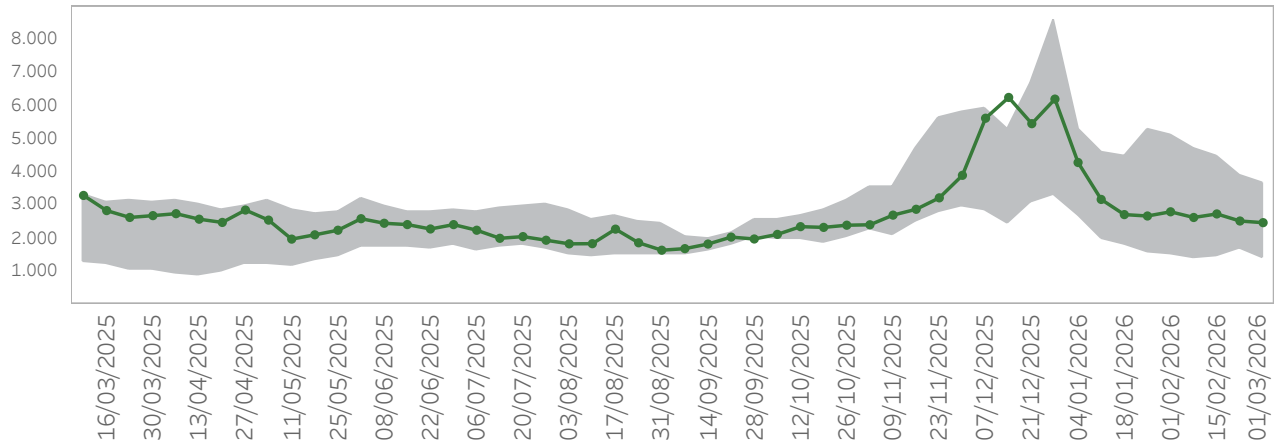
Ultimo giorno di analisi: 01/03/2026

Accessi per ATS con SINDROMI RESPIRATORIE

ATS	Settimana	2022	2023	2024	2025	2026
ATS DELLA CITTA' METROPOLITANA DI MILANO	4	2.300	2.651	2.664	4.037	2.827
	5	2.053	2.969	2.761	3.807	2.878
	6	2.003	2.776	2.929	3.663	2.820
	7	1.936	3.052	2.849	3.524	3.040
	8	1.951	3.018	2.865	3.237	2.841
	9	2.004	3.023	2.848	3.301	2.702
ATS DELL'INSUBRIA	4	772	908	782	1.216	1.039
	5	732	942	810	1.143	941
	6	629	960	853	1.122	910
	7	679	988	854	1.110	911
	8	675	1.009	825	1.095	832
	9	633	944	900	1.009	744
ATS DELLA MONTAGNA	4	199	272	337	400	260
	5	143	265	303	425	271
	6	150	269	306	429	301
	7	177	304	278	405	325
	8	176	251	283	355	290
	9	181	264	286	320	248
ATS DELLA BRIANZA	4	517	749	676	1.108	844
	5	504	776	768	1.110	857
	6	487	725	776	1.023	873
	7	481	772	715	980	826
	8	482	743	760	969	775
	9	440	742	741	961	735
ATS DI BERGAMO	4	524	712	701	1.042	753
	5	481	732	726	1.005	694
	6	465	696	696	967	723
	7	462	760	714	973	712
	8	450	761	722	896	584
	9	454	698	757	811	602
ATS DI BRESCIA	4	795	1.176	938	1.436	1.049
	5	697	1.149	998	1.460	989
	6	682	1.115	1.088	1.395	1.076
	7	674	1.159	1.020	1.328	1.015
	8	659	1.140	967	1.225	945
	9	714	1.017	1.002	1.199	911
ATS DELLA VAL PADANA	4	553	598	539	840	571
	5	472	591	652	874	551
	6	423	622	632	874	566
	7	435	624	651	857	609
	8	438	629	613	842	562
	9	490	604	569	778	503
ATS DI PAVIA	4	395	444	396	630	402
	5	338	506	440	609	448
	6	349	494	461	542	451
	7	350	554	450	517	444
	8	329	548	448	485	439
	9	293	499	454	463	420

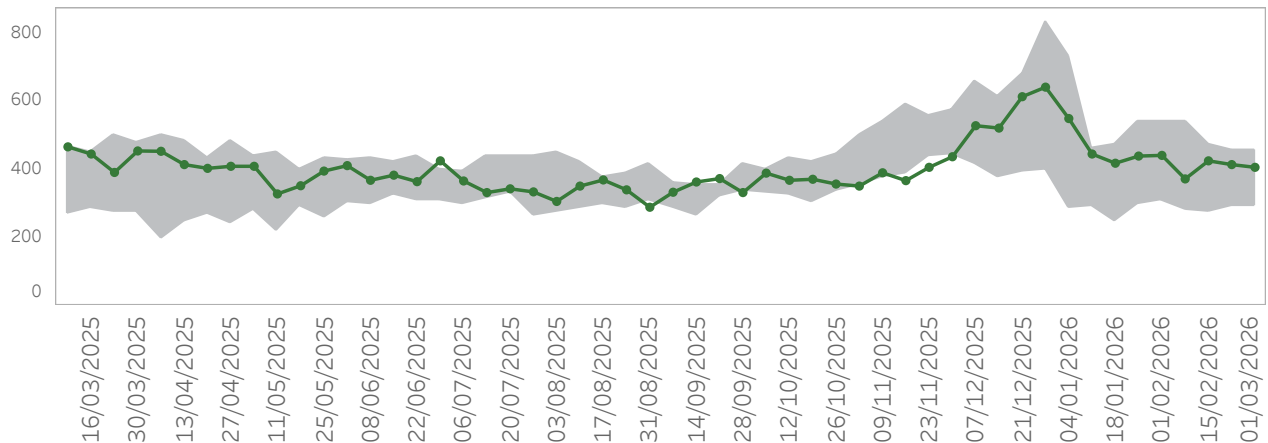
Ultimo giorno di analisi: 01/03/2026

Accessi in Pronto Soccorso con ILI



Settimana	2022	2023	2024	2025	2026
4	1.563	2.749	2.650	5.279	2.672
5	1.516	3.129	2.767	5.121	2.799
6	1.417	3.109	2.906	4.688	2.627
7	1.458	3.360	2.767	4.453	2.734
8	1.684	3.401	2.809	3.889	2.520
9	1.835	3.201	2.696	3.647	2.470

Ricoveri da Pronto Soccorso con ILI

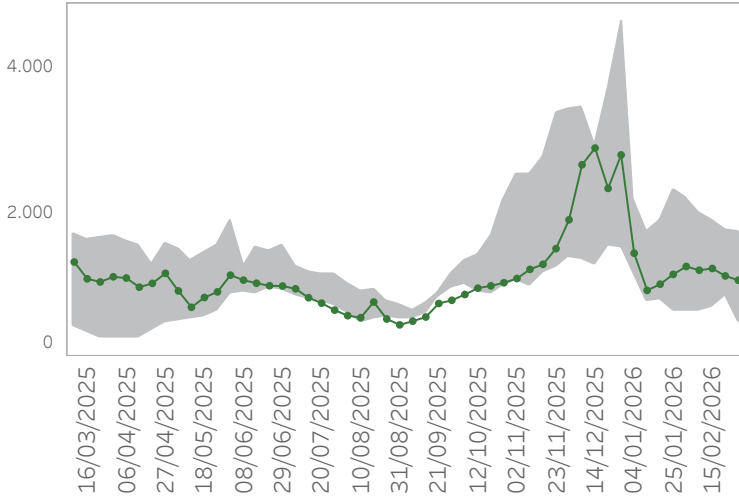


Settimana	2022	2023	2024	2025	2026
4	298	411	440	541	439
5	309	473	442	537	441
6	280	462	442	538	372
7	275	473	426	471	425
8	292	457	386	436	414
9	327	445	435	457	406

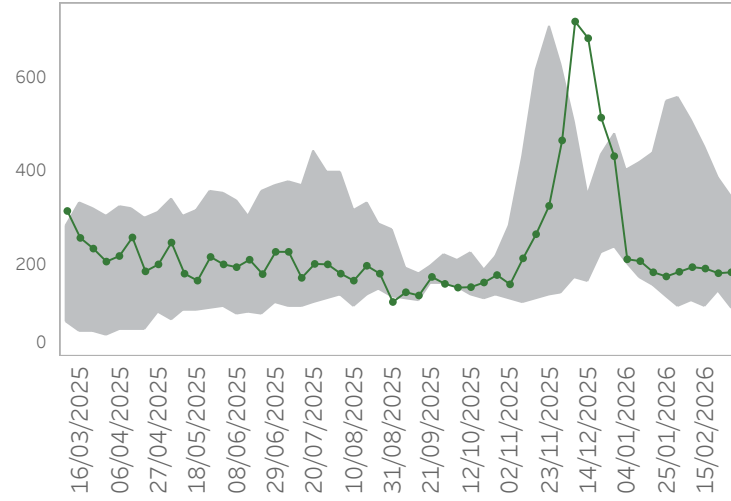
Ultimo giorno di analisi: 01/03/2026

Accessi per fascia d'età con ILI

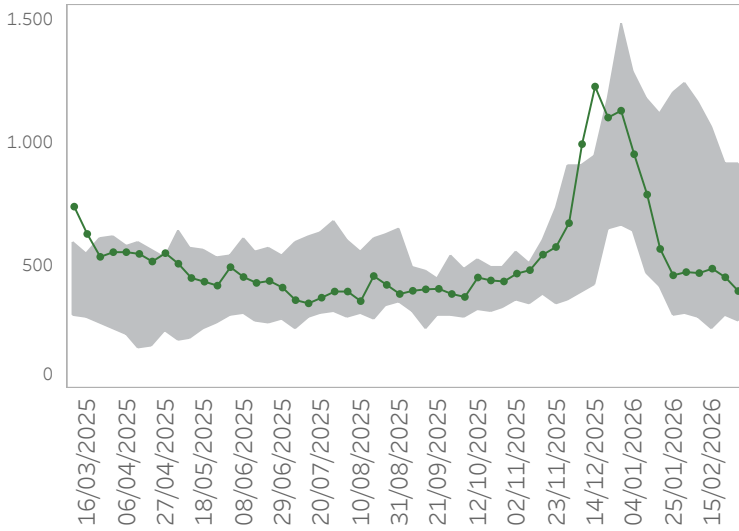
0-9



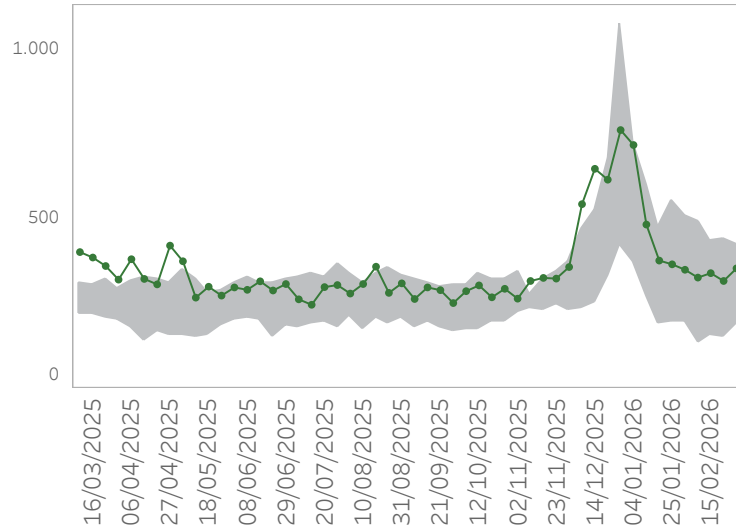
10-19



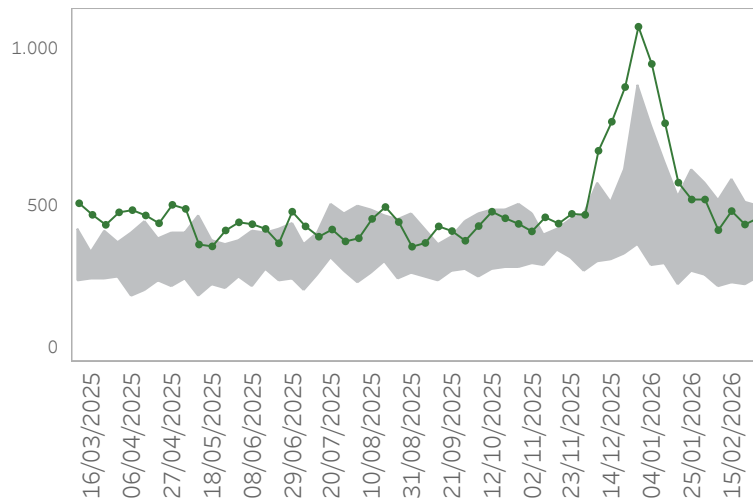
20-49



50-70



70+



Ultimo giorno di analisi: 01/03/2026

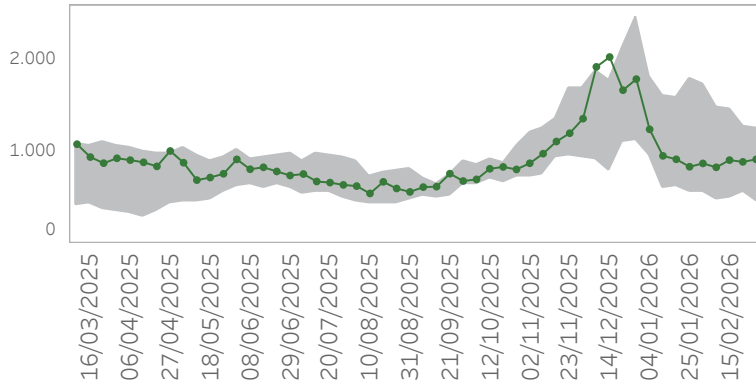
Accessi per fascia d'età con ILI

Fascia d'età	Settimana	2022	2023	2024	2025	2026
0-9	4	650	1.481	1.330	2.308	1.140
	5	632	1.650	1.369	2.207	1.250
	6	636	1.640	1.400	1.980	1.198
	7	693	1.816	1.365	1.898	1.222
	8	851	1.761	1.344	1.614	1.119
	9	875	1.732	1.316	1.445	1.060
10-19	4	128	183	192	548	173
	5	107	238	181	556	183
	6	121	236	263	509	193
	7	108	264	231	451	190
	8	139	283	269	383	180
	9	152	232	266	342	182
20-49	4	295	475	485	1.202	461
	5	304	560	535	1.242	474
	6	285	550	510	1.163	470
	7	243	645	498	1.060	488
	8	296	650	533	914	453
	9	346	618	487	915	397
50-70	4	200	261	284	555	366
	5	196	292	325	506	350
	6	137	284	309	489	327
	7	160	271	289	433	340
	8	155	285	292	439	317
	9	193	274	254	421	354
70+	4	290	348	351	611	520
	5	277	389	353	569	520
	6	238	399	412	516	422
	7	254	363	374	584	483
	8	243	421	365	509	440
	9	269	345	365	498	461

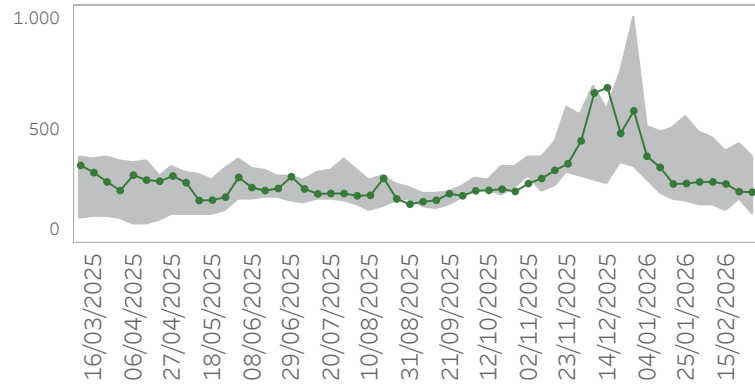
Ultimo giorno di analisi: 01/03/2026

Accessi per ATS con ILI

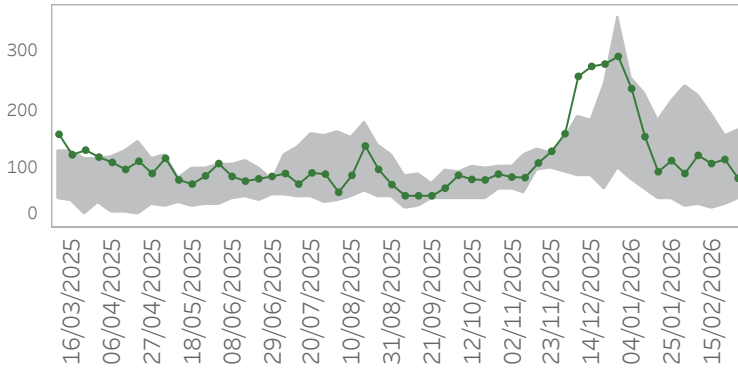
ATS della città Metropolitana di Milano



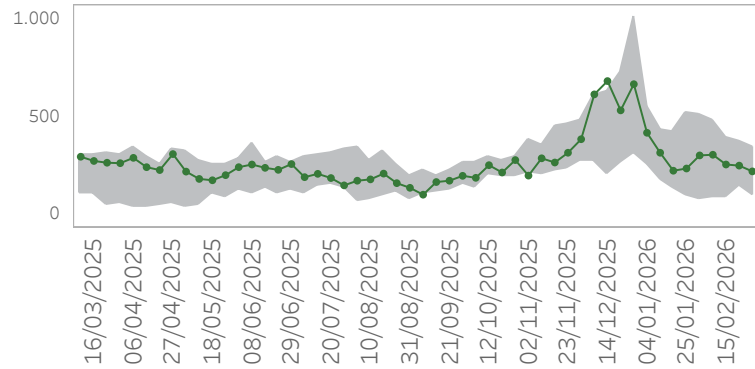
ATS dell'Insubria



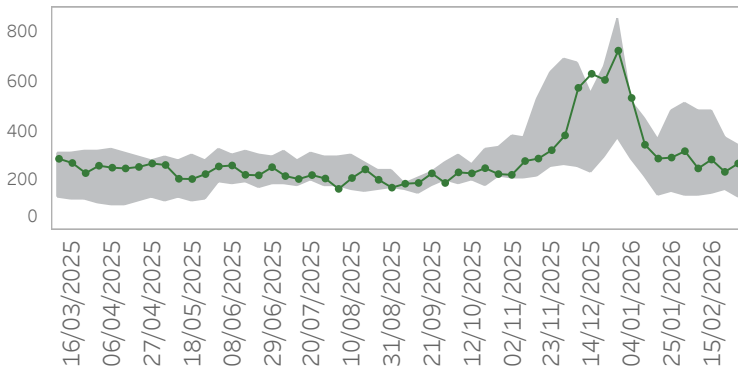
ATS della Montagna



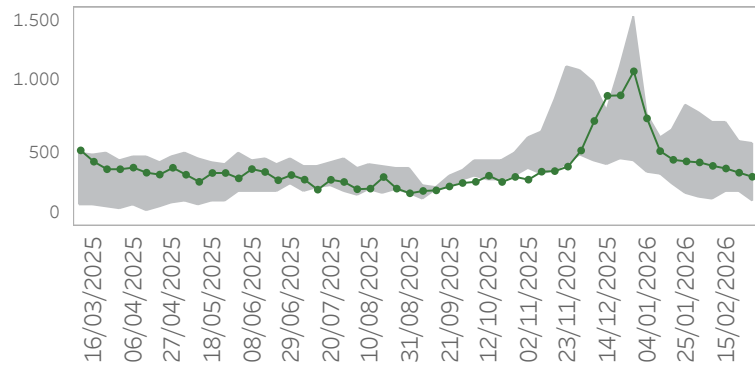
ATS della Brianza



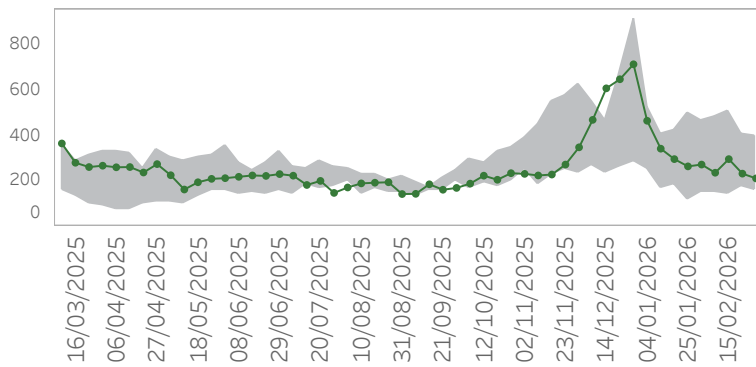
ATS di Bergamo



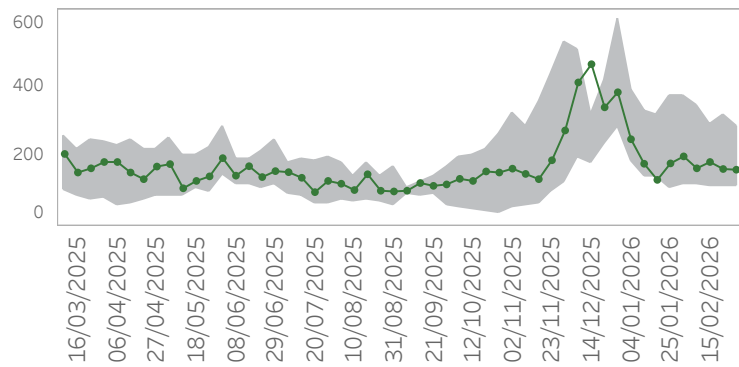
ATS di Brescia



ATS della Val Padana



ATS di Pavia



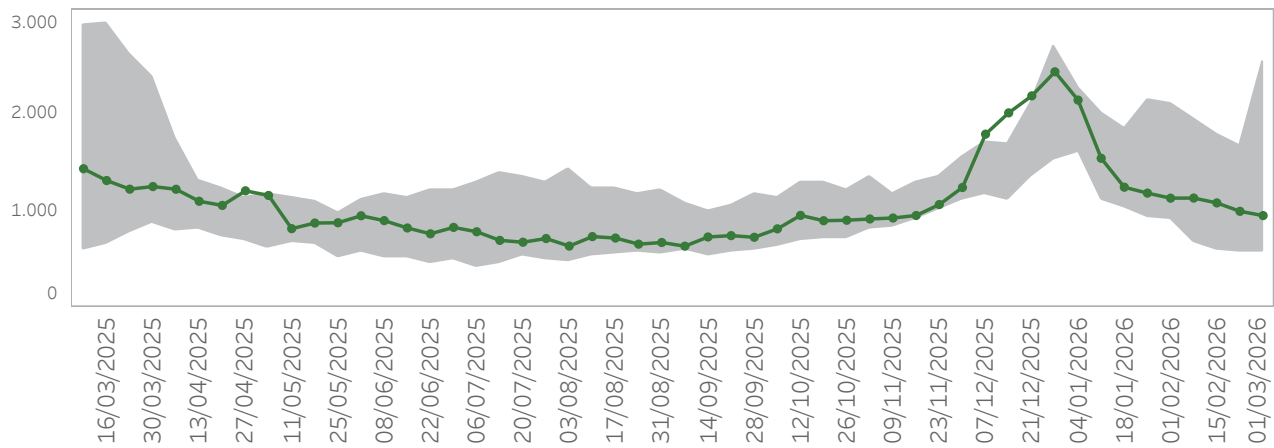
Ultimo giorno di analisi: 01/03/2026

Accessi per ATS con ILI

ATS	Settimana	2022	2023	2024	2025	2026
ATS DELLA CITTA' METROPOLITANA DI MILANO	4	560	811	861	1.797	835
	5	562	1.009	899	1.733	871
	6	479	964	936	1.484	829
	7	494	1.059	900	1.449	907
	8	570	1.098	982	1.261	888
	9	609	1.039	904	1.254	915
ATS DELL'INSUBRIA	4	184	268	263	559	265
	5	172	357	274	491	272
	6	166	386	287	467	272
	7	147	382	285	407	263
	8	191	362	287	438	229
	9	203	379	279	327	227
ATS DELLA MONTAGNA	4	50	85	114	216	115
	5	36	77	121	244	93
	6	40	94	124	226	124
	7	33	102	127	193	110
	8	38	106	112	157	117
	9	53	95	96	166	85
ATS DELLA BRIANZA	4	151	308	273	520	268
	5	127	318	280	511	327
	6	137	303	334	484	330
	7	140	390	283	410	286
	8	191	315	295	387	281
	9	174	313	286	366	255
ATS DI BERGAMO	4	156	263	278	480	295
	5	142	335	290	516	321
	6	140	299	280	486	251
	7	147	341	282	479	287
	8	164	324	253	377	237
	9	186	305	301	344	271
ATS DI BRESCIA	4	228	532	445	840	449
	5	205	517	447	786	442
	6	187	483	497	712	418
	7	235	536	459	713	400
	8	234	539	451	589	371
	9	292	472	436	576	343
ATS DELLA VAL PADANA	4	122	270	234	495	265
	5	149	286	270	468	273
	6	148	324	251	484	237
	7	145	267	258	510	297
	8	181	340	258	409	233
	9	205	316	229	394	212
ATS DI PAVIA	4	112	212	182	372	180
	5	123	230	186	372	200
	6	120	256	197	345	166
	7	117	283	173	292	184
	8	115	317	171	271	164
	9	113	282	165	220	162

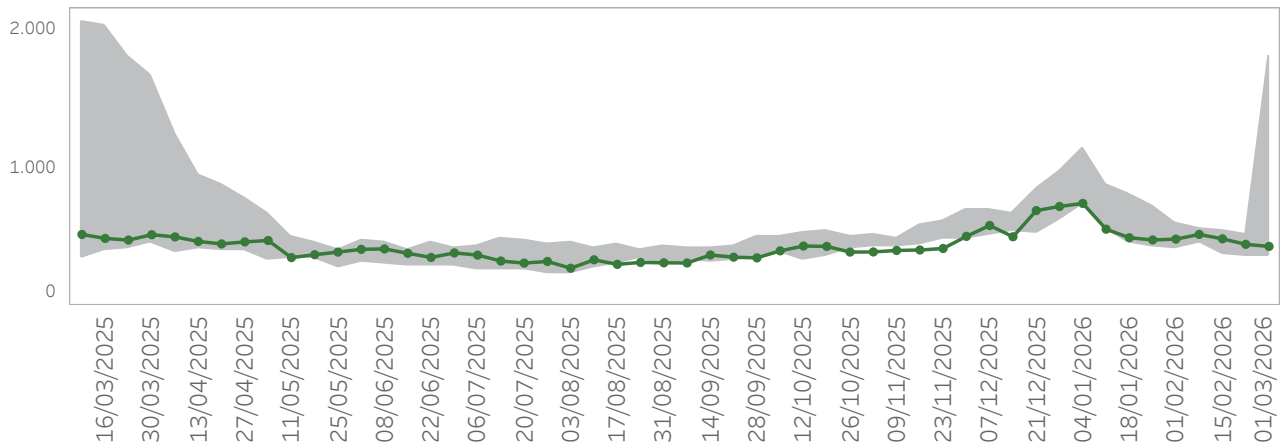
Ultimo giorno di analisi: 01/03/2026

Accessi in Pronto Soccorso con POLMONITI



Settimana	2022	2023	2024	2025	2026
4	1.055	924	977	2.138	1.179
5	915	1.041	1.003	2.092	1.127
6	672	1.043	1.073	1.935	1.128
7	589	1.161	951	1.776	1.078
8	582	1.116	928	1.659	991
9	575	967	927	1.613	947

Ricoveri da Pronto Soccorso con POLMONITI

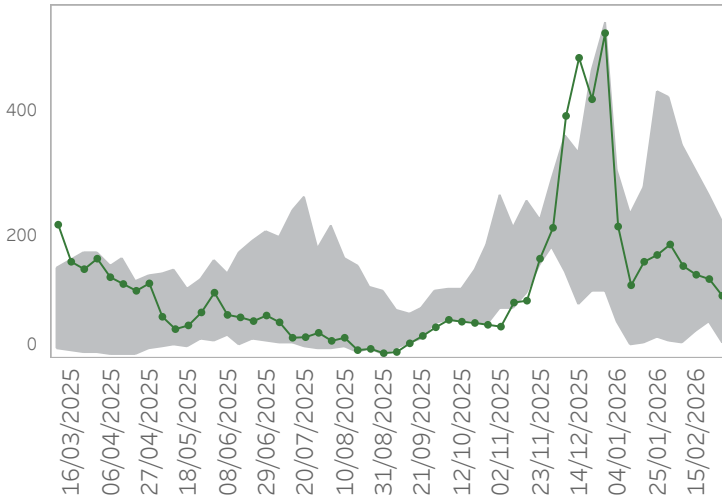


Settimana	2022	2023	2024	2025	2026
4	727	451	426	606	478
5	600	514	424	593	484
6	469	501	456	556	518
7	369	537	420	534	486
8	364	504	398	514	446
9	365	469	429	550	431

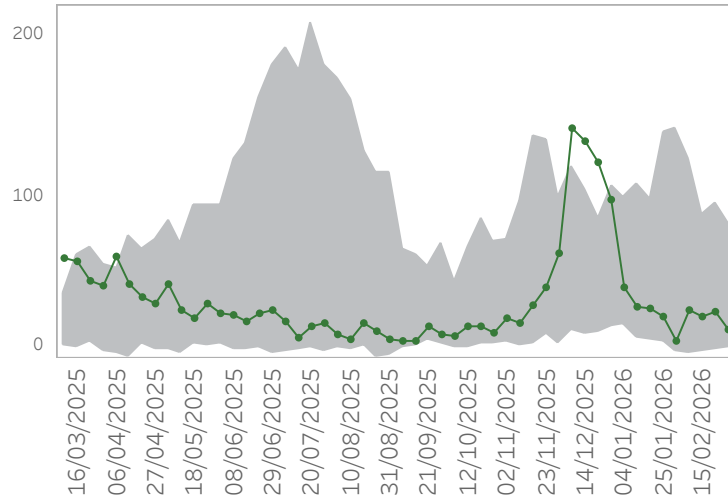
Ultimo giorno di analisi: 01/03/2026

Accessi per fascia d'età con POLMONITI

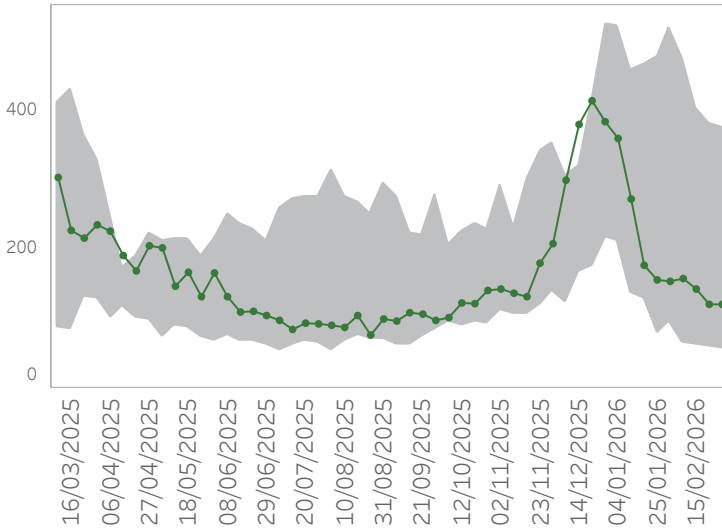
0-9



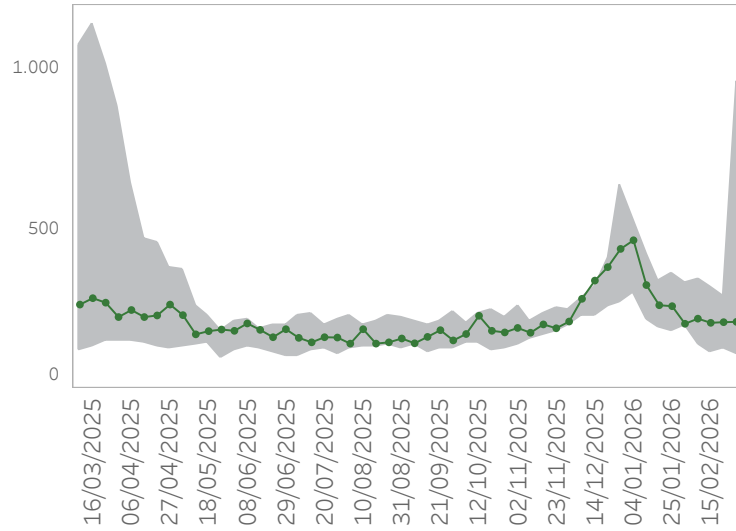
10-19



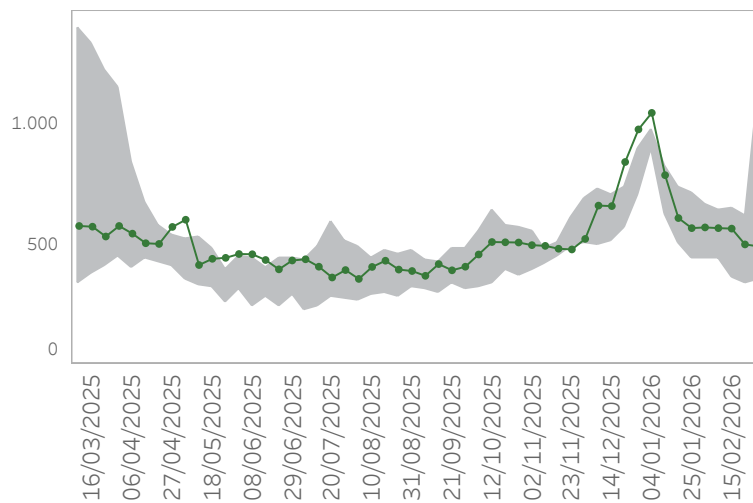
20-49



50-70



70+



Ultimo giorno di analisi: 01/03/2026

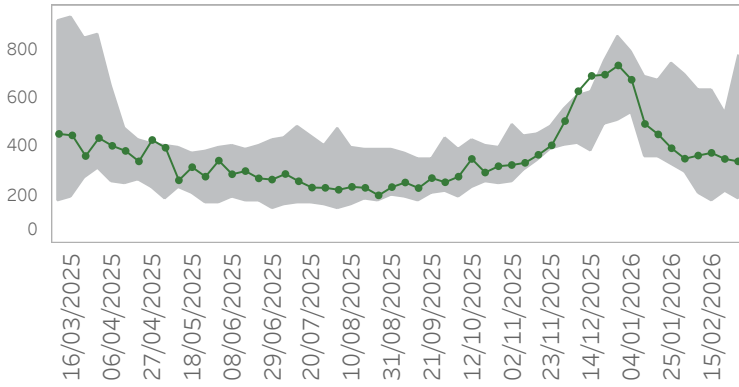
Accessi per fascia d'età con POLMONITI

Fascia d'età	Settimana	2022	2023	2024	2025	2026
0-9	4	34	129	100	430	168
	5	27	142	144	422	185
	6	24	164	145	344	150
	7	44	159	108	305	136
	8	59	150	127	263	129
	9	45	143	138	221	102
10-19	4	11	24	42	139	26
	5	5	31	35	142	11
	6	3	41	40	123	30
	7	5	36	38	89	26
	8	6	42	37	96	29
	9	10	23	46	83	18
20-49	4	79	152	178	477	156
	5	97	162	182	517	154
	6	65	171	179	472	158
	7	63	209	156	402	143
	8	60	184	153	381	121
	9	59	155	142	366	121
50-70	4	244	181	191	359	258
	5	208	210	200	327	203
	6	136	203	201	341	219
	7	116	212	168	316	206
	8	124	221	182	288	208
	9	110	179	185	291	209
70+	4	687	438	464	710	567
	5	577	496	441	662	570
	6	444	464	502	637	567
	7	361	545	477	645	565
	8	333	519	428	616	499
	9	351	467	412	642	491

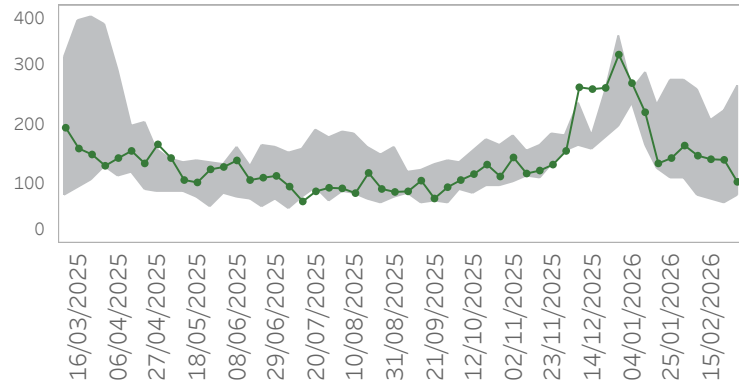
Ultimo giorno di analisi: 01/03/2026

Accessi per ATS con POLMONITI

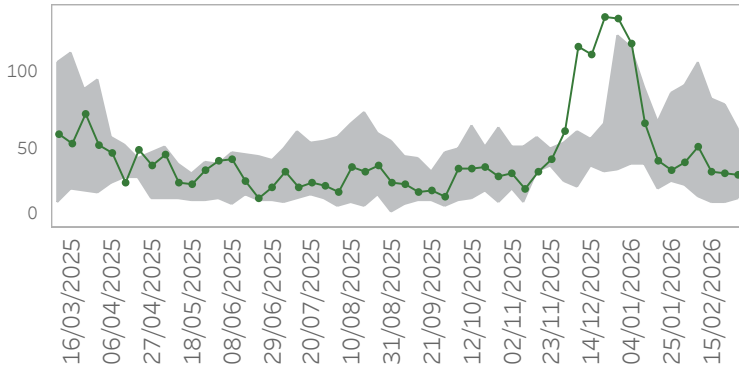
ATS della città Metropolitana di Milano



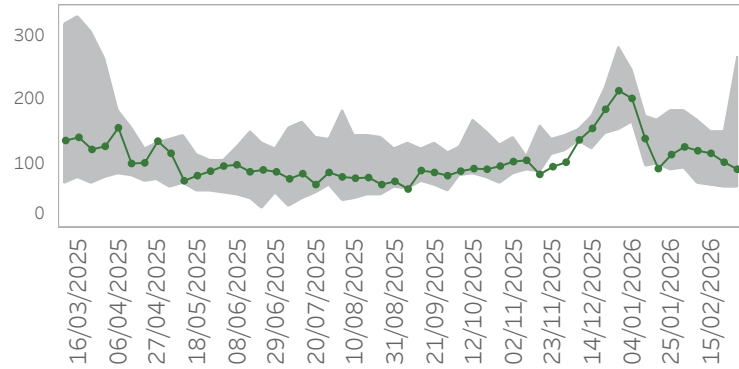
ATS dell'Insubria



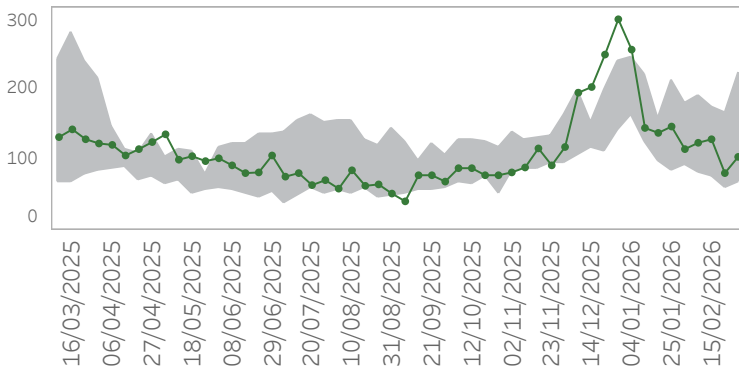
ATS della Montagna



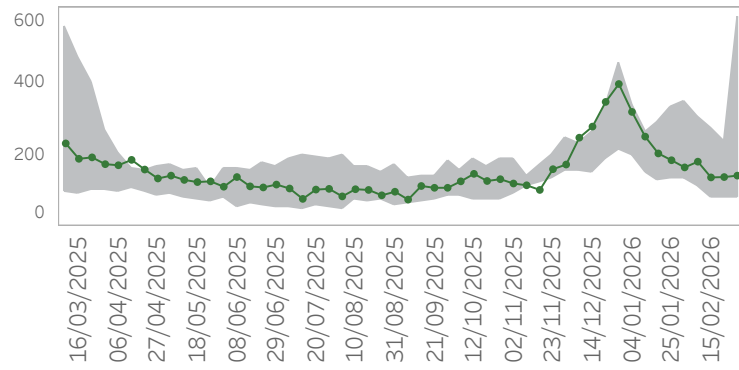
ATS della Brianza



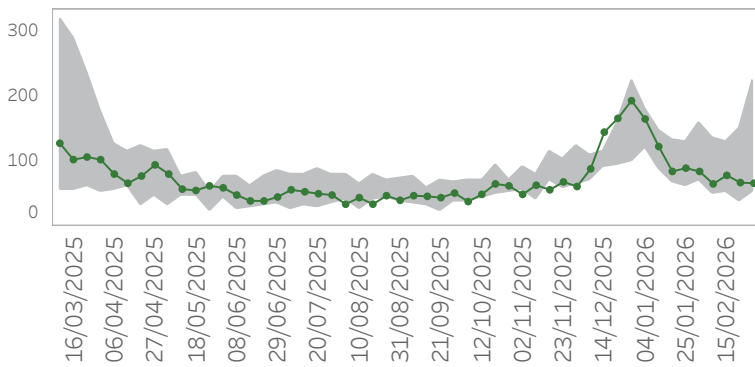
ATS di Bergamo



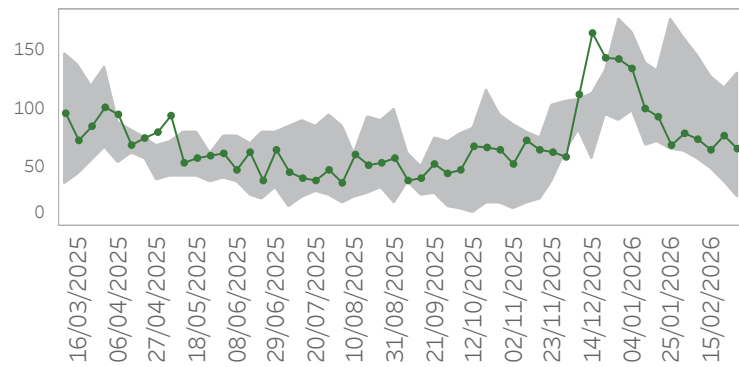
ATS di Brescia



ATS della Val Padana



ATS di Pavia



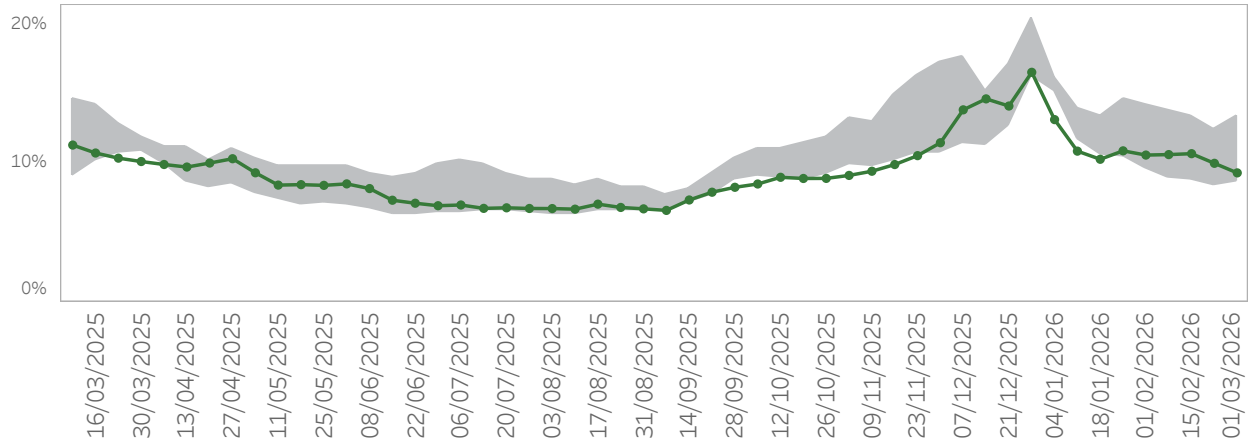
Ultimo giorno di analisi: 01/03/2026

Accessi per ATS con POLMONITI

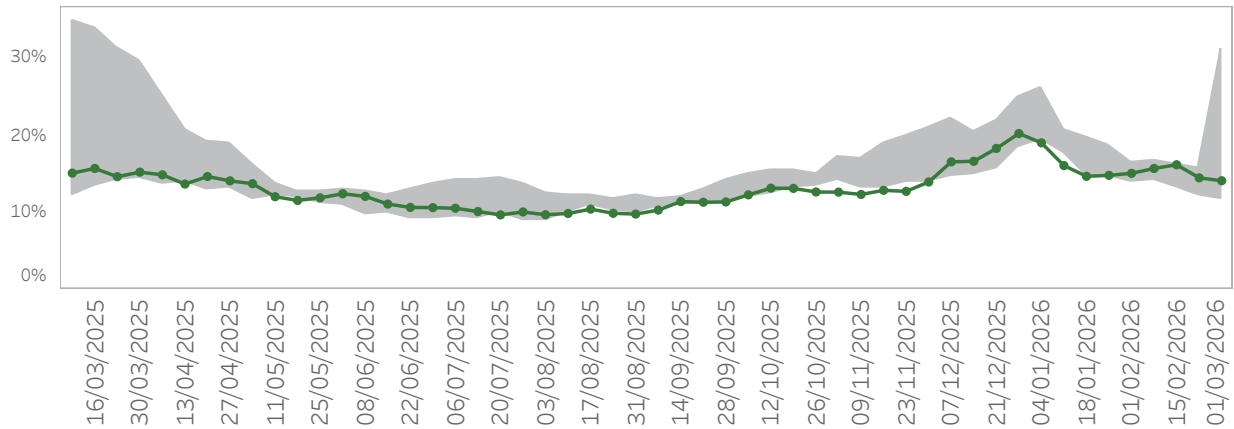
ATS	Settimana	2022	2023	2024	2025	2026
ATS DELLA CITTA' METROPOLITANA DI MILANO	4	354	321	327	746	393
	5	293	343	333	696	350
	6	204	361	400	632	363
	7	171	383	329	630	374
	8	217	362	301	540	349
	9	182	334	351	524	339
ATS DELL'INSUBRIA	4	152	111	145	273	144
	5	125	137	109	274	165
	6	82	165	117	257	148
	7	74	162	105	208	142
	8	69	172	114	224	141
	9	80	124	110	182	104
ATS DELLA MONTAGNA	4	29	29	45	86	37
	5	27	38	41	91	42
	6	20	41	36	106	52
	7	16	45	43	82	36
	8	16	32	37	79	35
	9	18	41	34	62	34
ATS DELLA BRIANZA	4	100	91	112	183	115
	5	93	102	113	182	127
	6	68	90	118	167	121
	7	67	109	104	151	117
	8	62	101	96	151	103
	9	64	103	98	167	92
ATS DI BERGAMO	4	106	85	87	212	147
	5	93	107	115	180	115
	6	81	92	86	190	124
	7	77	117	98	174	129
	8	61	126	99	165	81
	9	67	84	87	154	104
ATS DI BRESCIA	4	147	145	134	334	185
	5	133	167	158	351	165
	6	110	138	151	305	181
	7	83	182	139	274	137
	8	82	147	141	234	138
	9	82	139	127	265	142
ATS DELLA VAL PADANA	4	93	69	62	129	89
	5	80	83	69	158	84
	6	50	87	84	134	65
	7	52	71	63	130	78
	8	38	90	74	149	67
	9	57	71	52	152	66
ATS DI PAVIA	4	74	73	65	175	69
	5	71	64	65	160	79
	6	57	69	81	144	74
	7	49	92	70	127	65
	8	37	86	66	117	77
	9	25	71	68	107	66

3. PERCENTUALE ACCESSI

Ultimo giorno di analisi: 01/03/2026

% Accessi in Pronto Soccorso con SINDROMI RESPIRATORIE

Settimana	2022	2023	2024	2025	2026
4	11,58%	11,88%	10,50%	14,62%	10,88%
5	9,62%	12,01%	10,80%	14,12%	10,58%
6	8,94%	11,76%	10,86%	13,76%	10,61%
7	8,78%	12,03%	10,69%	13,32%	10,68%
8	8,40%	11,99%	10,47%	12,39%	9,98%
9	8,68%	11,62%	10,77%	12,00%	9,30%

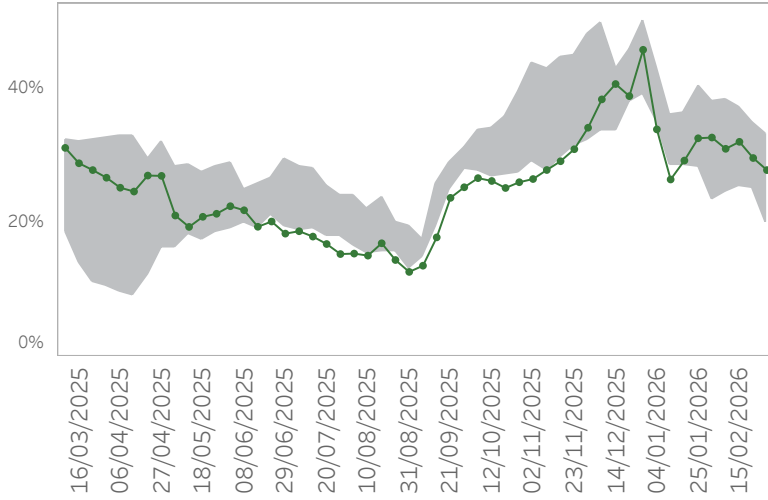
% di Ricoverati da Pronto Soccorso con SINDROMI RESPIRATORIE

Settimana	2022	2023	2024	2025	2026
4	18,56%	16,31%	14,71%	17,13%	14,76%
5	15,94%	16,07%	14,02%	16,52%	15,03%
6	14,24%	15,29%	15,02%	16,61%	15,65%
7	13,11%	15,96%	14,34%	16,15%	16,14%
8	12,29%	15,70%	14,36%	15,05%	14,44%
9	11,66%	15,09%	14,02%	15,92%	14,06%

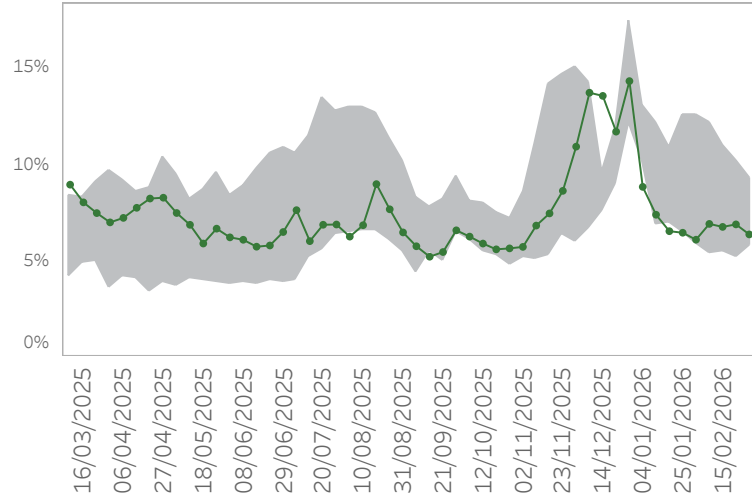
Ultimo giorno di analisi: 01/03/2026

% Accessi per fascia d'età con SINDROMI RESPIRATORIE

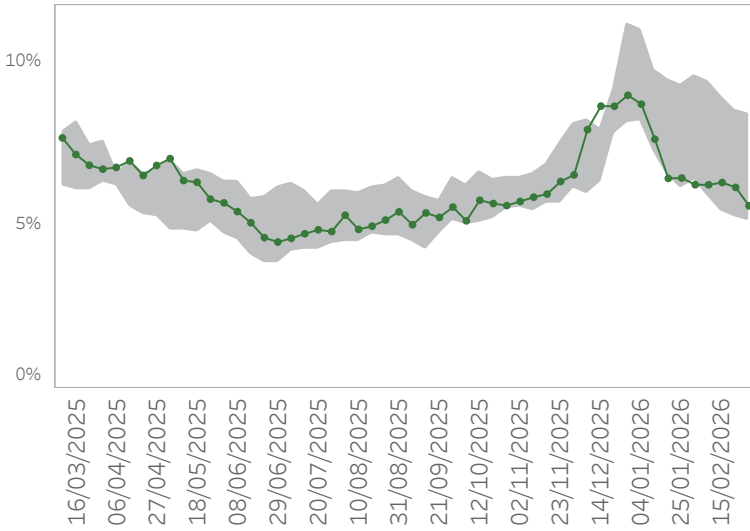
0-9



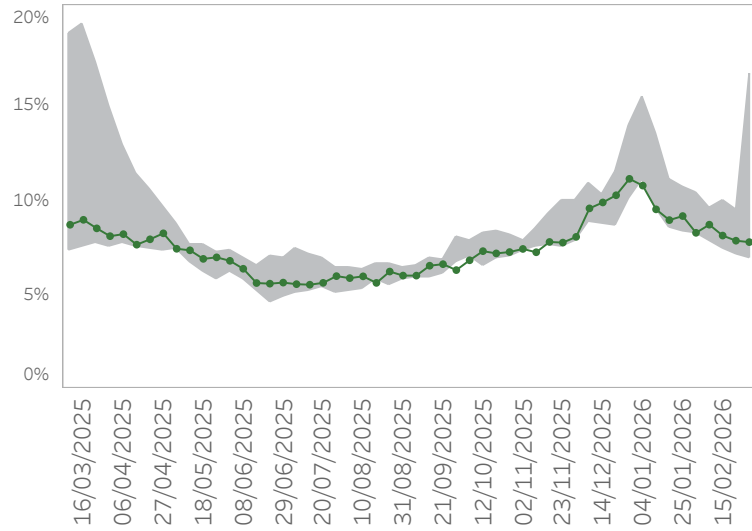
10-19



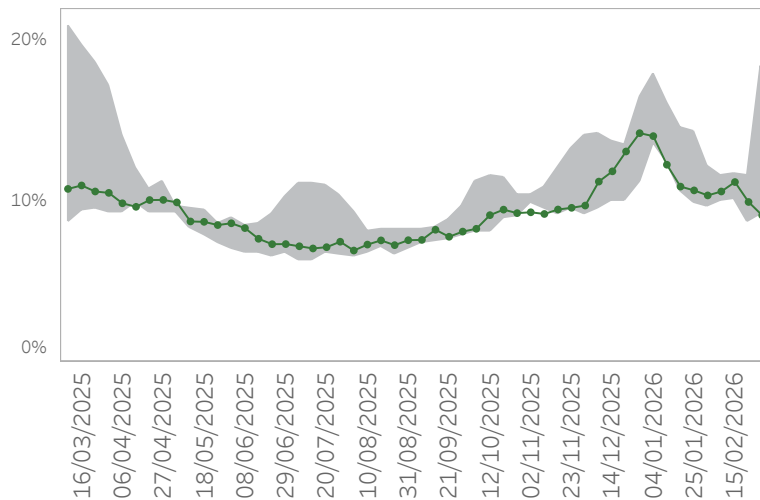
20-49



50-70



70+



Ultimo giorno di analisi: 01/03/2026

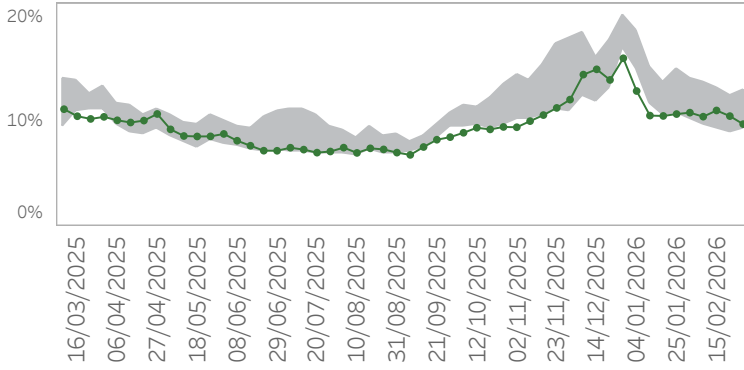
% Accessi per fascia d'età con SINDROMI RESPIRATORIE

Fascia d'età	Settimana	2022	2023	2024	2025	2026
0-9	4	28,24%	36,14%	32,19%	40,36%	32,65%
	5	23,40%	35,43%	33,12%	38,11%	32,76%
	6	24,75%	33,71%	31,95%	38,29%	31,08%
	7	25,43%	35,03%	30,68%	37,37%	32,12%
	8	25,23%	33,80%	30,48%	34,91%	29,70%
	9	26,31%	33,28%	30,71%	32,85%	27,90%
10-19	4	8,34%	7,58%	6,47%	12,51%	6,44%
	5	5,89%	8,04%	7,28%	12,54%	6,08%
	6	5,33%	7,87%	7,99%	12,17%	6,90%
	7	5,44%	8,65%	7,48%	10,91%	6,74%
	8	5,22%	8,00%	7,91%	10,17%	6,87%
	9	5,78%	7,62%	8,67%	9,29%	6,35%
20-49	4	7,49%	6,59%	6,15%	9,23%	6,41%
	5	6,36%	6,49%	6,45%	9,50%	6,21%
	6	5,87%	7,04%	6,34%	9,36%	6,21%
	7	5,45%	6,91%	6,45%	8,85%	6,28%
	8	5,23%	7,02%	6,26%	8,48%	6,13%
	9	5,12%	6,78%	6,40%	8,36%	5,57%
50-70	4	10,15%	8,73%	8,37%	10,63%	9,16%
	5	8,51%	9,20%	8,26%	10,37%	8,27%
	6	7,83%	8,73%	8,44%	9,51%	8,70%
	7	7,39%	8,61%	8,26%	9,94%	8,12%
	8	7,12%	8,91%	8,27%	9,43%	7,85%
	9	6,93%	8,54%	8,33%	9,08%	7,78%
70+	4	14,23%	11,16%	9,89%	11,92%	10,65%
	5	12,08%	11,24%	9,66%	11,56%	10,34%
	6	10,14%	10,63%	10,03%	11,49%	10,58%
	7	10,08%	11,11%	10,14%	11,70%	11,17%
	8	8,70%	11,54%	9,61%	10,74%	9,93%
	9	9,14%	10,99%	9,84%	11,27%	9,10%

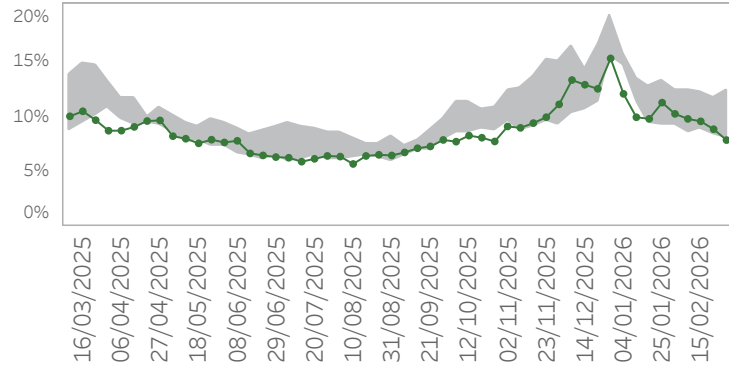
Ultimo giorno di analisi: 01/03/2026

% Accessi per ATS con SINDROMI RESPIRATORIE

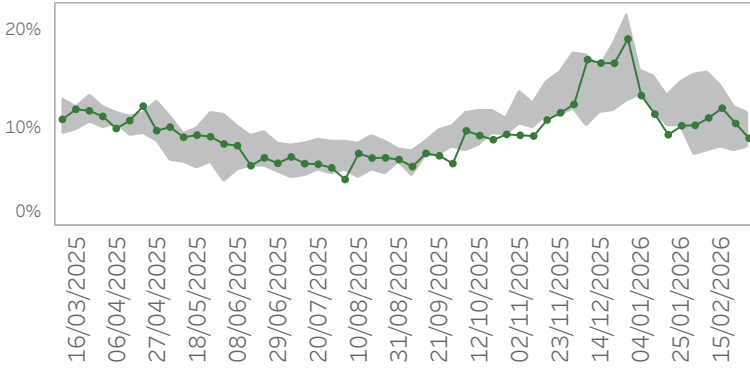
ATS della città Metropolitana di Milano



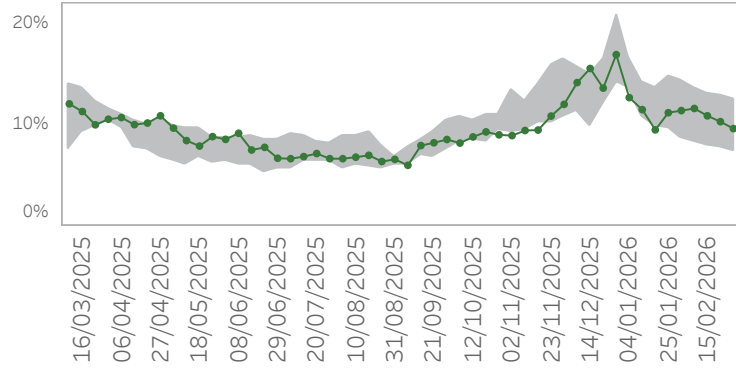
ATS dell'Insubria



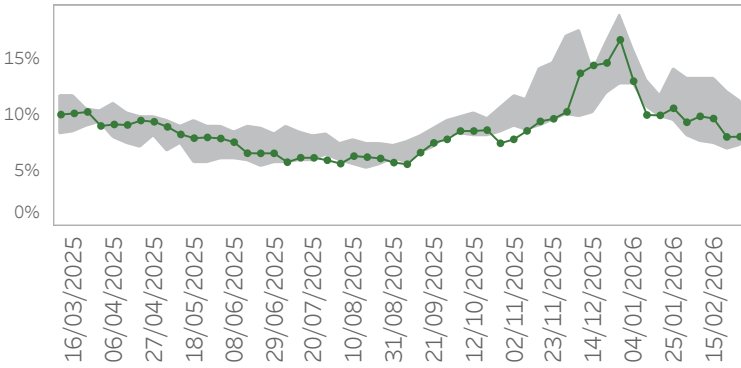
ATS della Montagna



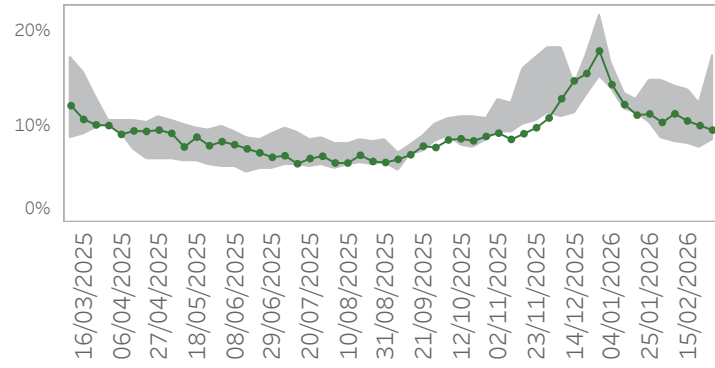
ATS della Brianza



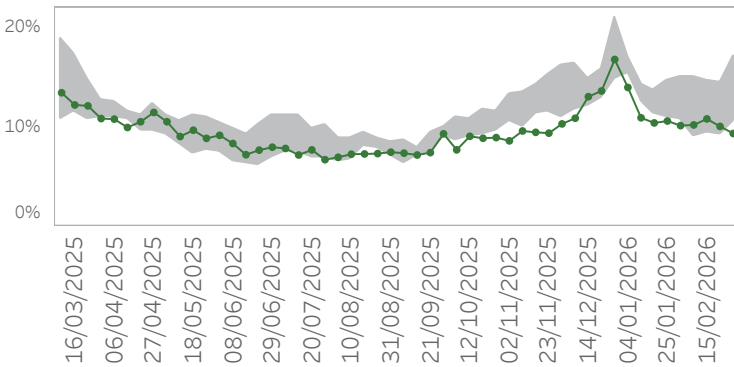
ATS di Bergamo



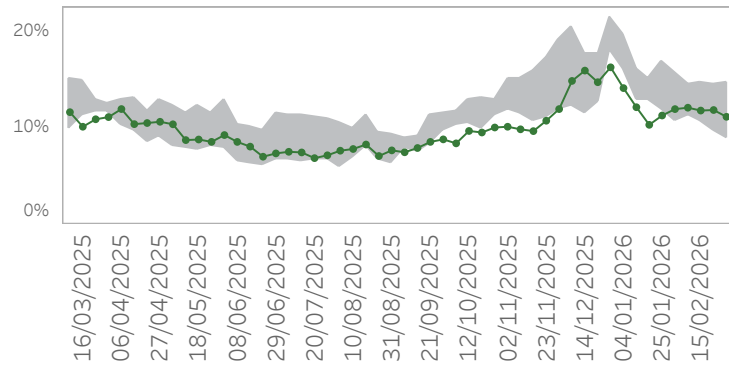
ATS di Brescia



ATS della Val Padana



ATS di Pavia

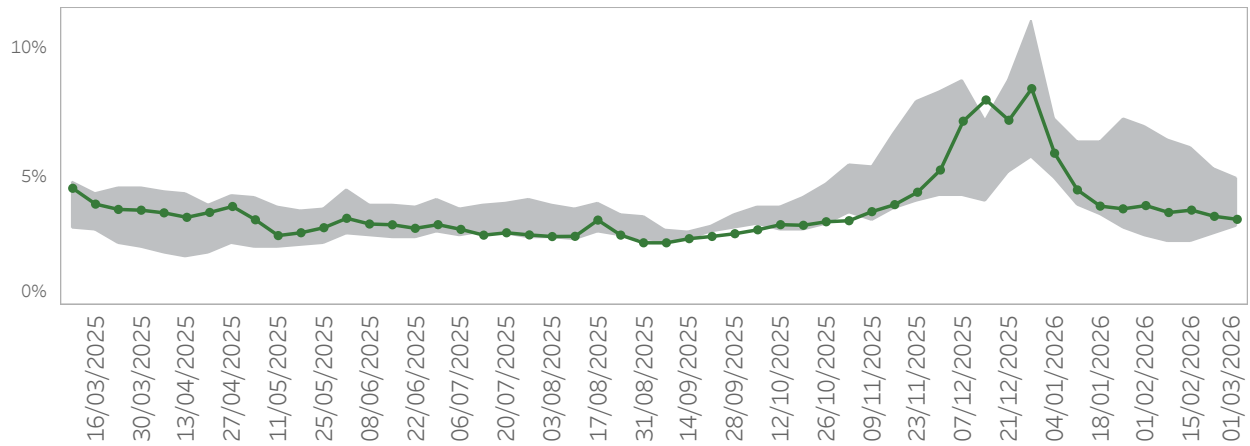


Ultimo giorno di analisi: 01/03/2026

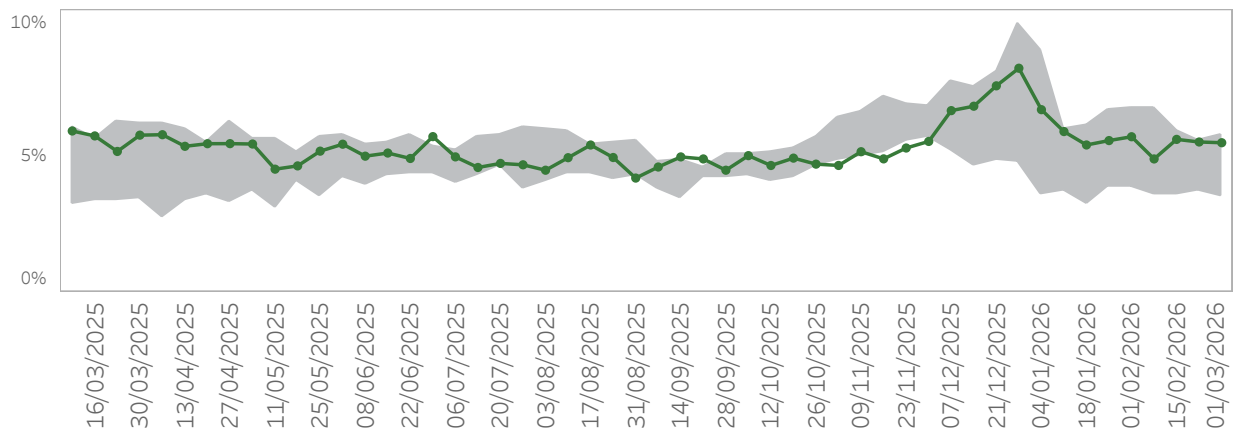
% Accessi per ATS con SINDROMI RESPIRATORIE

ATS	Settimana	2022	2023	2024	2025	2026
ATS DELLA CITTA' METROPOLITANA DI MILANO	4	12,39%	11,91%	10,68%	14,83%	10,64%
	5	10,23%	12,54%	10,71%	14,00%	10,78%
	6	9,63%	12,04%	10,93%	13,69%	10,40%
	7	9,22%	12,57%	10,86%	13,14%	10,99%
	8	8,95%	12,38%	10,63%	12,03%	10,45%
	9	9,34%	12,47%	10,86%	11,96%	9,69%
ATS DELL'INSUBRIA	4	11,39%	11,14%	9,28%	13,36%	11,29%
	5	10,21%	10,94%	9,25%	12,50%	10,26%
	6	8,53%	11,46%	9,88%	12,36%	9,80%
	7	8,93%	11,38%	9,68%	12,22%	9,58%
	8	8,40%	11,62%	9,44%	11,75%	8,86%
	9	8,06%	10,66%	10,58%	11,14%	7,87%
ATS DELLA MONTAGNA	4	10,33%	12,26%	13,09%	14,73%	10,29%
	5	7,28%	12,27%	11,48%	15,60%	10,33%
	6	7,72%	10,86%	11,27%	15,67%	11,09%
	7	7,98%	11,96%	9,90%	14,44%	12,09%
	8	7,69%	10,03%	10,51%	12,29%	10,53%
	9	8,16%	11,69%	11,25%	11,65%	9,01%
ATS DELLA BRIANZA	4	10,06%	11,28%	9,71%	14,73%	11,16%
	5	8,64%	11,07%	10,85%	14,36%	11,37%
	6	8,32%	10,54%	10,43%	13,61%	11,58%
	7	7,99%	10,65%	9,66%	12,97%	10,86%
	8	7,78%	10,93%	10,12%	12,81%	10,28%
	9	7,30%	10,66%	10,10%	12,56%	9,60%
ATS DI BERGAMO	4	9,52%	10,68%	10,47%	14,01%	10,58%
	5	8,16%	10,66%	10,43%	13,27%	9,33%
	6	7,61%	9,92%	9,95%	13,20%	9,86%
	7	7,33%	10,63%	10,30%	13,21%	9,66%
	8	6,86%	11,35%	10,25%	12,08%	8,01%
	9	7,21%	10,73%	10,57%	11,12%	8,04%
ATS DI BRESCIA	4	10,85%	13,04%	10,37%	14,83%	11,33%
	5	8,87%	12,49%	10,86%	14,89%	10,45%
	6	8,38%	12,50%	11,33%	14,20%	11,35%
	7	8,24%	12,23%	10,82%	13,72%	10,61%
	8	7,85%	11,90%	10,25%	12,47%	10,12%
	9	8,69%	10,80%	10,60%	12,29%	9,65%
ATS DELLA VAL PADANA	4	13,24%	12,36%	10,86%	14,53%	10,57%
	5	10,80%	11,92%	12,47%	14,96%	10,11%
	6	8,96%	12,80%	11,71%	15,04%	10,18%
	7	9,51%	12,26%	12,30%	14,70%	10,78%
	8	9,23%	12,26%	11,56%	14,33%	10,03%
	9	10,48%	11,97%	10,81%	13,46%	9,32%
ATS DI PAVIA	4	13,70%	12,93%	11,84%	16,77%	11,27%
	5	10,73%	14,25%	12,92%	15,68%	11,93%
	6	11,19%	13,88%	12,53%	14,51%	12,07%
	7	10,65%	14,60%	12,67%	14,29%	11,78%
	8	9,72%	14,42%	11,80%	13,05%	11,83%
	9	8,88%	13,30%	12,24%	12,16%	11,13%

Ultimo giorno di analisi: 01/03/2026

% Accessi in Pronto Soccorso con ILI

Settimana	2022	2023	2024	2025	2026
4	2,99%	4,35%	3,96%	7,21%	3,75%
5	2,69%	4,74%	4,01%	6,93%	3,88%
6	2,44%	4,77%	4,08%	6,44%	3,61%
7	2,46%	4,92%	3,93%	6,12%	3,70%
8	2,74%	5,03%	3,93%	5,29%	3,46%
9	3,06%	4,78%	3,84%	4,95%	3,34%

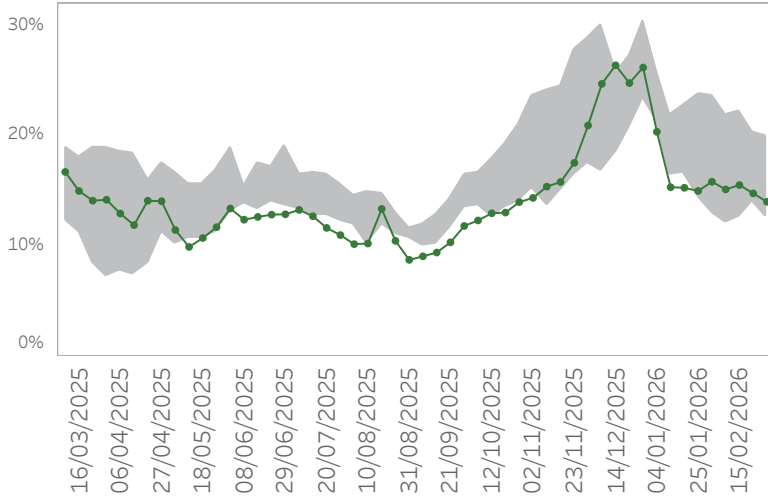
% di Ricoverati da Pronto Soccorso con ILI

Settimana	2022	2023	2024	2025	2026
4	3,86%	5,15%	5,64%	6,74%	5,59%
5	3,87%	5,68%	5,62%	6,78%	5,73%
6	3,61%	5,61%	5,48%	6,81%	4,91%
7	3,59%	5,65%	5,50%	5,96%	5,64%
8	3,77%	5,59%	5,04%	5,58%	5,54%
9	4,22%	5,59%	5,46%	5,78%	5,51%

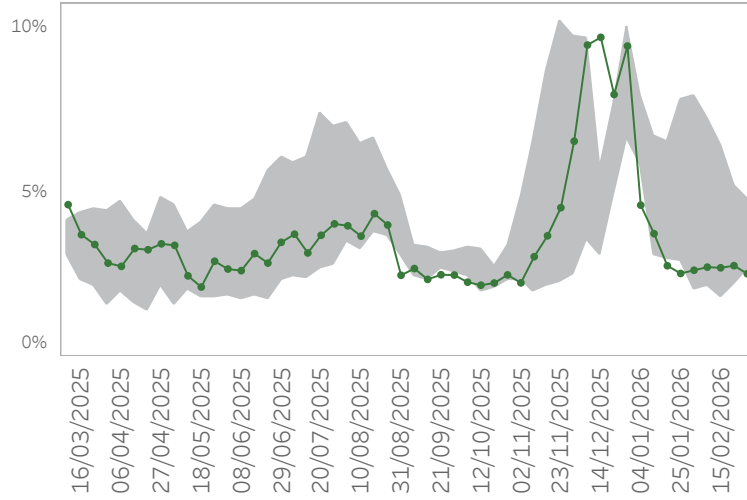
Ultimo giorno di analisi: 01/03/2026

% Accessi per fascia d'età con ILI

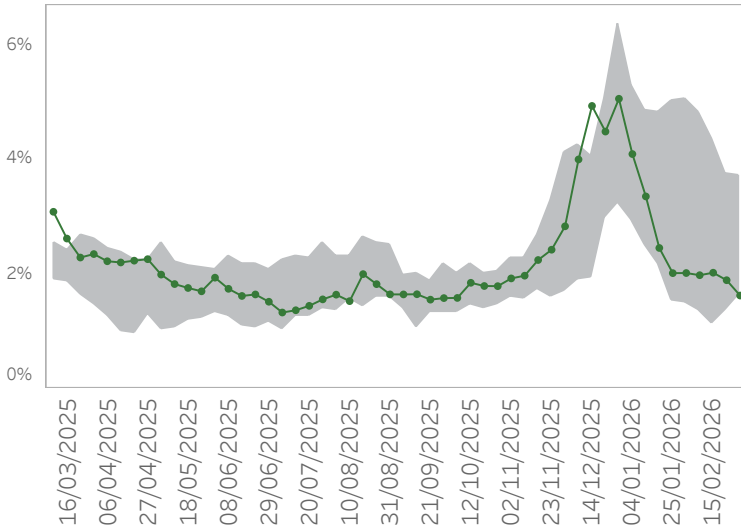
0-9



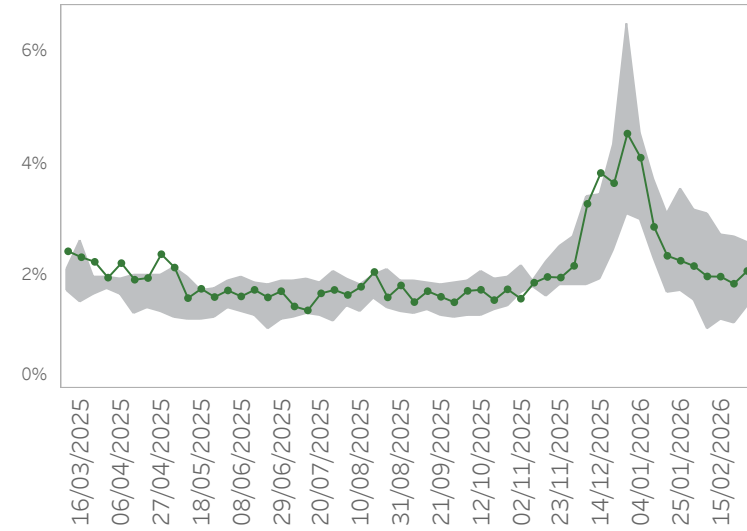
10-19



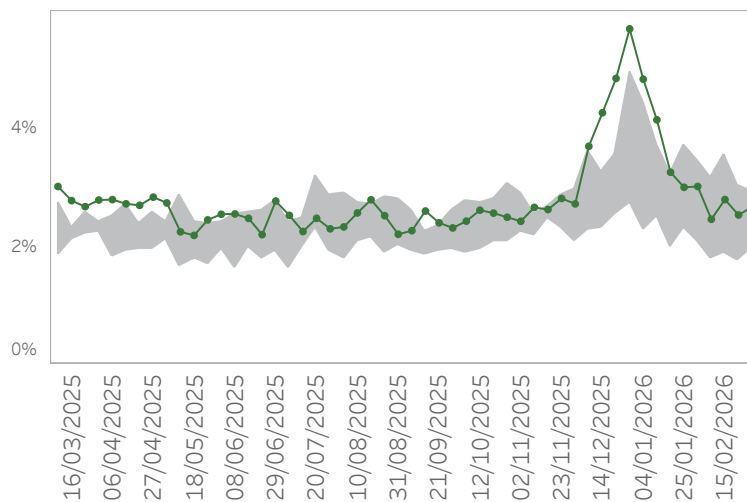
20-49



50-70



70+



Ultimo giorno di analisi: 01/03/2026

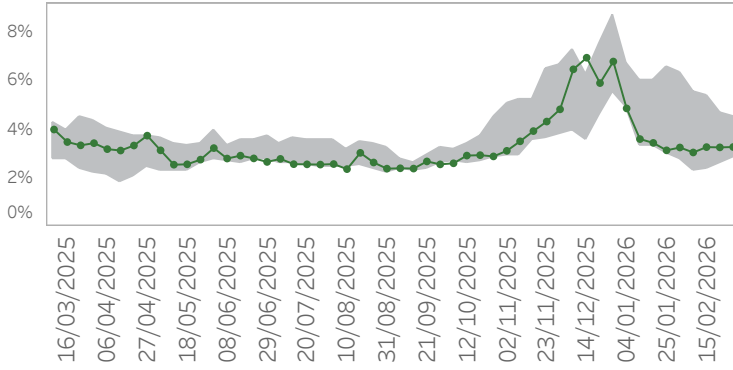
% Accessi per fascia d'età con ILI

Fascia d'età	Settimana	2022	2023	2024	2025	2026
0-9	4	14,32%	18,79%	17,34%	23,77%	14,97%
	5	13,00%	19,54%	16,70%	23,45%	15,80%
	6	12,19%	19,40%	16,45%	21,88%	15,11%
	7	12,63%	20,53%	16,13%	22,13%	15,50%
	8	13,96%	20,19%	15,89%	19,53%	14,75%
	9	14,24%	19,85%	15,35%	17,81%	13,99%
10-19	4	2,91%	3,11%	3,01%	7,75%	2,52%
	5	2,05%	3,77%	2,72%	7,86%	2,62%
	6	2,16%	3,80%	3,84%	7,18%	2,71%
	7	1,78%	4,17%	3,58%	6,39%	2,69%
	8	2,19%	4,58%	3,82%	5,16%	2,76%
	9	2,68%	3,54%	3,87%	4,75%	2,51%
20-49	4	1,54%	2,23%	2,11%	5,02%	2,02%
	5	1,50%	2,55%	2,27%	5,06%	2,02%
	6	1,36%	2,51%	2,10%	4,81%	1,98%
	7	1,14%	2,79%	2,07%	4,35%	2,02%
	8	1,36%	2,79%	2,17%	3,75%	1,89%
	9	1,63%	2,74%	2,02%	3,70%	1,63%
50-70	4	1,73%	1,94%	1,96%	3,53%	2,28%
	5	1,56%	2,06%	2,19%	3,16%	2,18%
	6	1,06%	2,08%	2,03%	3,10%	2,00%
	7	1,24%	1,89%	1,86%	2,73%	1,99%
	8	1,17%	2,02%	1,86%	2,70%	1,87%
	9	1,47%	1,92%	1,65%	2,58%	2,09%
70+	4	2,30%	2,37%	2,30%	3,73%	3,00%
	5	2,07%	2,57%	2,28%	3,46%	3,02%
	6	1,78%	2,68%	2,55%	3,16%	2,46%
	7	1,89%	2,33%	2,39%	3,54%	2,79%
	8	1,75%	2,75%	2,35%	3,04%	2,53%
	9	1,94%	2,31%	2,42%	2,94%	2,67%

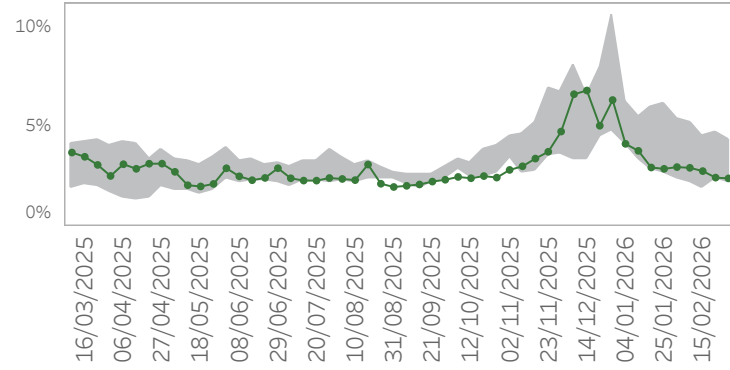
Ultimo giorno di analisi: 01/03/2026

% Accessi per ATS con ILI

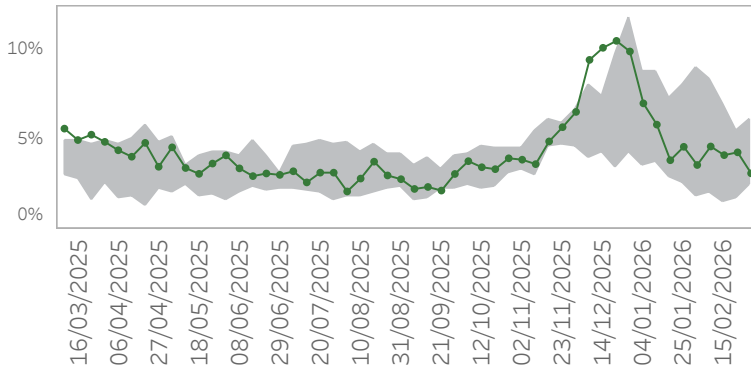
ATS della città Metropolitana di Milano



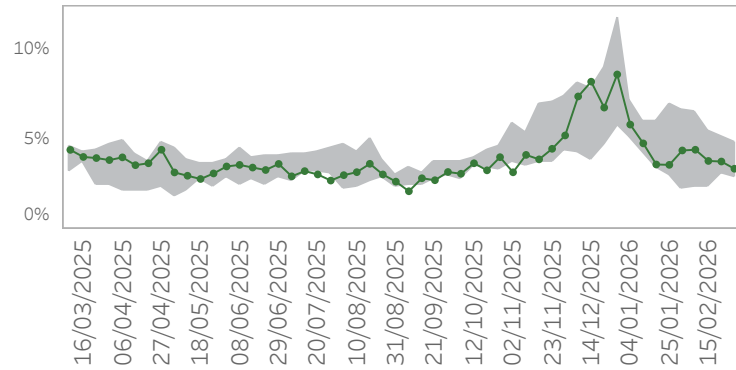
ATS dell'Insubria



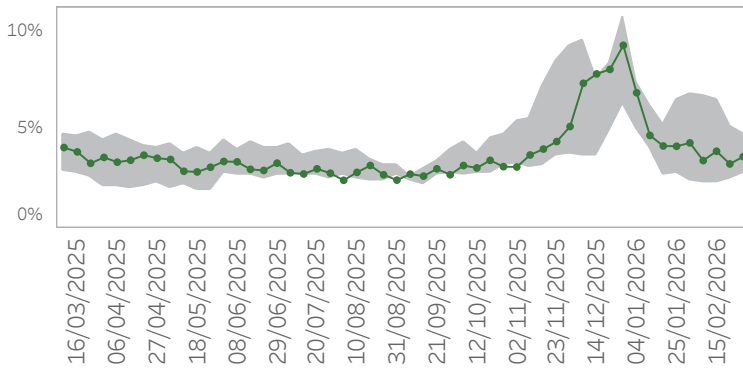
ATS della Montagna



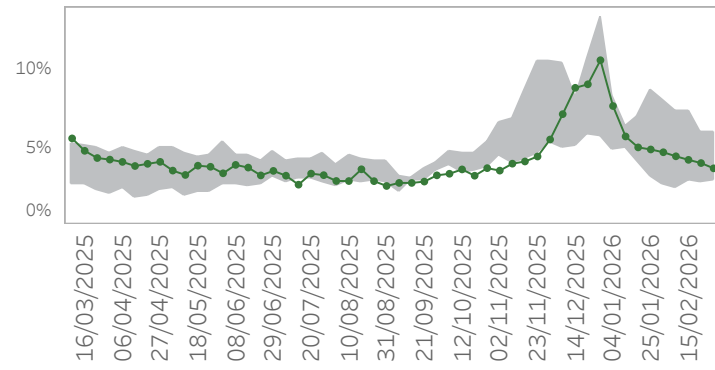
ATS della Brianza



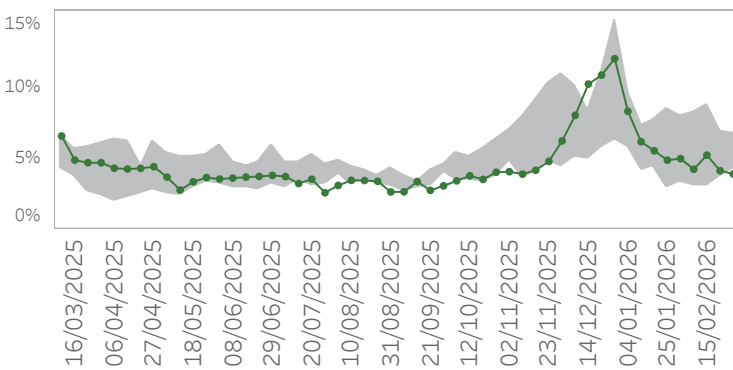
ATS di Bergamo



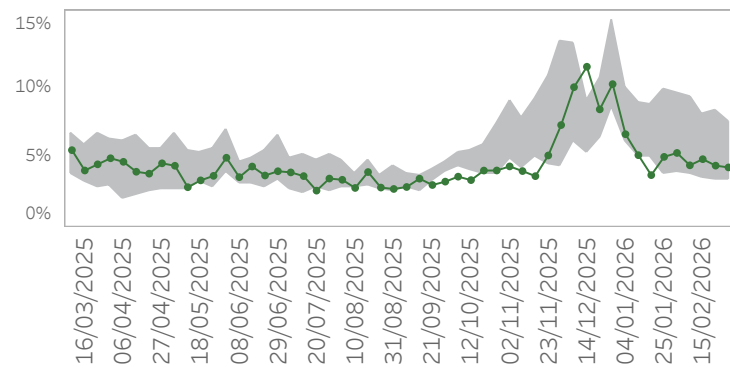
ATS di Brescia



ATS della Val Padana



ATS di Pavia

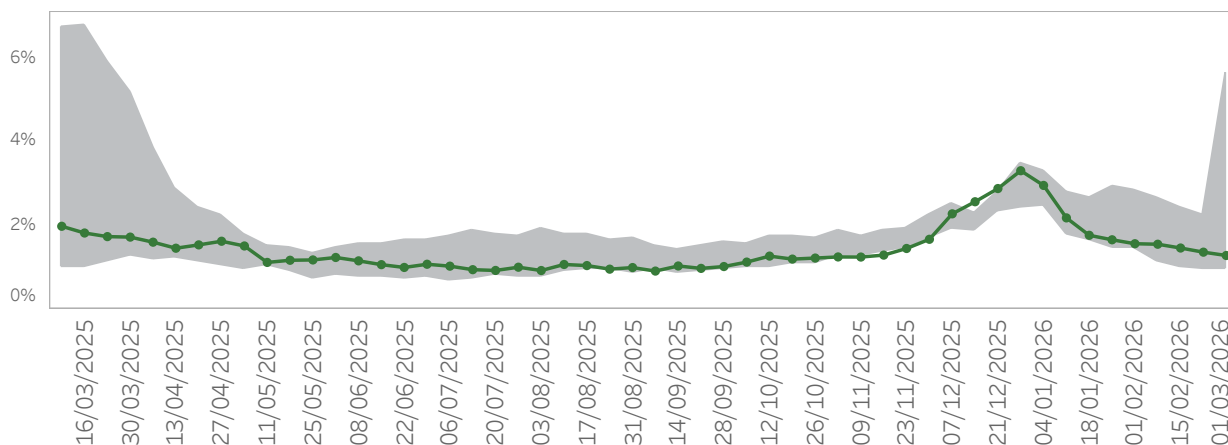


Ultimo giorno di analisi: 01/03/2026

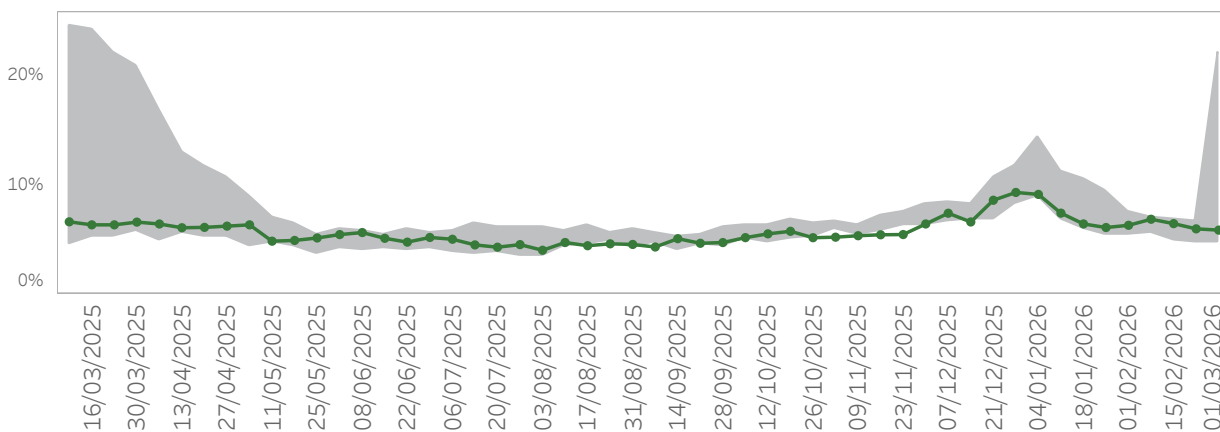
% Accessi per ATS con ILI

ATS	Settimana	2022	2023	2024	2025	2026
ATS DELLA CITTA' METROPOLITANA DI MILANO	4	3,02%	3,64%	3,45%	6,60%	3,14%
	5	2,80%	4,26%	3,49%	6,37%	3,26%
	6	2,30%	4,18%	3,49%	5,55%	3,06%
	7	2,35%	4,36%	3,43%	5,40%	3,28%
	8	2,62%	4,50%	3,64%	4,69%	3,27%
	9	2,84%	4,29%	3,45%	4,54%	3,28%
ATS DELL'INSUBRIA	4	2,71%	3,29%	3,12%	6,14%	2,88%
	5	2,40%	4,15%	3,13%	5,37%	2,97%
	6	2,25%	4,61%	3,32%	5,14%	2,93%
	7	1,93%	4,40%	3,23%	4,48%	2,77%
	8	2,38%	4,17%	3,28%	4,70%	2,44%
	9	2,59%	4,28%	3,28%	3,61%	2,40%
ATS DELLA MONTAGNA	4	2,59%	3,83%	4,43%	7,96%	4,55%
	5	1,83%	3,56%	4,58%	8,96%	3,55%
	6	2,06%	3,80%	4,57%	8,26%	4,57%
	7	1,49%	4,01%	4,52%	6,88%	4,09%
	8	1,66%	4,24%	4,16%	5,44%	4,25%
	9	2,39%	4,21%	3,78%	6,05%	3,09%
ATS DELLA BRIANZA	4	2,94%	4,64%	3,92%	6,91%	3,54%
	5	2,18%	4,54%	3,96%	6,61%	4,34%
	6	2,34%	4,41%	4,49%	6,44%	4,38%
	7	2,32%	5,38%	3,82%	5,43%	3,76%
	8	3,08%	4,63%	3,93%	5,12%	3,73%
	9	2,89%	4,50%	3,90%	4,78%	3,33%
ATS DI BERGAMO	4	2,83%	3,94%	4,15%	6,45%	4,14%
	5	2,41%	4,88%	4,17%	6,81%	4,31%
	6	2,29%	4,26%	4,00%	6,63%	3,42%
	7	2,33%	4,77%	4,07%	6,50%	3,89%
	8	2,50%	4,83%	3,59%	5,08%	3,25%
	9	2,96%	4,69%	4,20%	4,72%	3,62%
ATS DI BRESCIA	4	3,11%	5,90%	4,92%	8,67%	4,85%
	5	2,61%	5,62%	4,87%	8,01%	4,67%
	6	2,30%	5,41%	5,17%	7,25%	4,41%
	7	2,87%	5,66%	4,87%	7,37%	4,18%
	8	2,79%	5,63%	4,78%	5,99%	3,97%
	9	3,55%	5,01%	4,61%	5,90%	3,63%
ATS DELLA VAL PADANA	4	2,92%	5,58%	4,72%	8,56%	4,91%
	5	3,41%	5,77%	5,16%	8,01%	5,01%
	6	3,13%	6,67%	4,65%	8,33%	4,26%
	7	3,17%	5,25%	4,87%	8,75%	5,26%
	8	3,81%	6,63%	4,86%	6,96%	4,16%
	9	4,39%	6,26%	4,35%	6,82%	3,93%
ATS DI PAVIA	4	3,88%	6,17%	5,44%	9,90%	5,04%
	5	3,90%	6,48%	5,46%	9,58%	5,32%
	6	3,85%	7,20%	5,35%	9,24%	4,44%
	7	3,56%	7,46%	4,87%	8,07%	4,88%
	8	3,40%	8,34%	4,50%	7,29%	4,42%
	9	3,43%	7,52%	4,45%	5,78%	4,29%

Ultimo giorno di analisi: 01/03/2026

% Accessi in Pronto Soccorso con POLMONITI

Settimana	2022	2023	2024	2025	2026
4	2,02%	1,46%	1,46%	2,92%	1,66%
5	1,62%	1,58%	1,45%	2,83%	1,56%
6	1,16%	1,60%	1,51%	2,66%	1,55%
7	1,00%	1,70%	1,35%	2,44%	1,46%
8	0,95%	1,65%	1,30%	2,26%	1,36%
9	0,96%	1,44%	1,32%	2,19%	1,28%

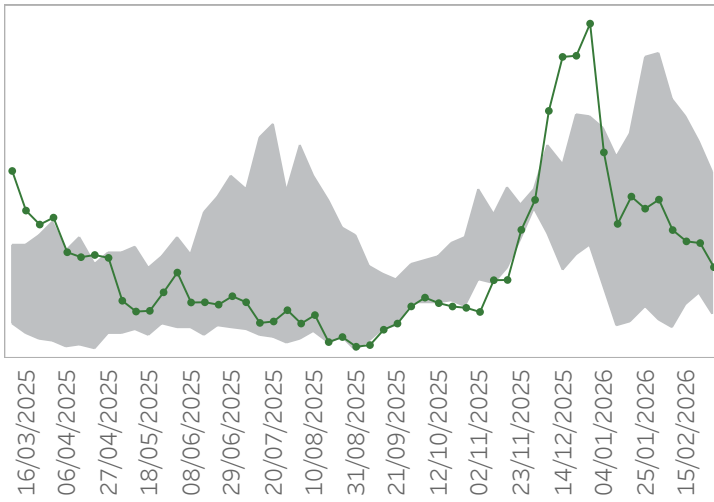
% di Ricoverati da Pronto Soccorso con POLMONITI

Settimana	2022	2023	2024	2025	2026
4	9,41%	5,65%	5,46%	7,55%	6,09%
5	7,51%	6,17%	5,39%	7,49%	6,29%
6	6,05%	6,08%	5,66%	7,04%	6,84%
7	4,82%	6,42%	5,42%	6,76%	6,44%
8	4,70%	6,17%	5,20%	6,58%	5,97%
9	4,71%	5,89%	5,38%	6,95%	5,85%

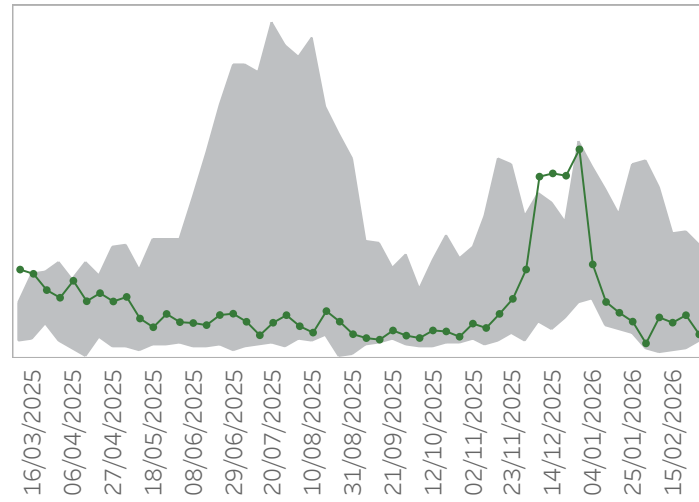
Ultimo giorno di analisi: 01/03/2026

% Accessi per fascia d'età con POLMONITI

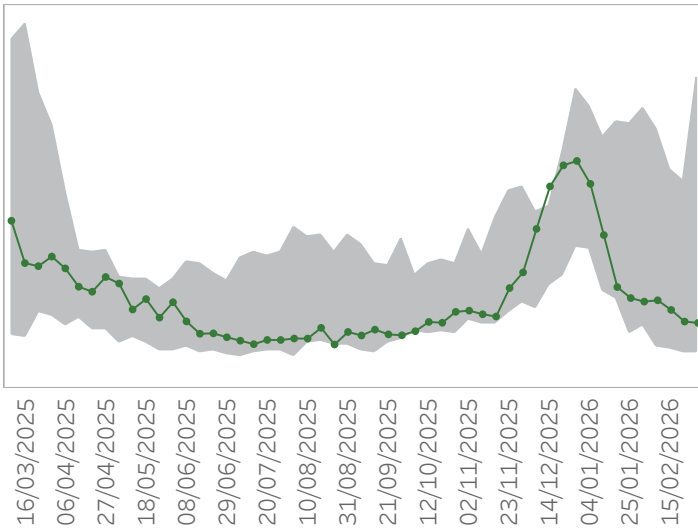
0-9



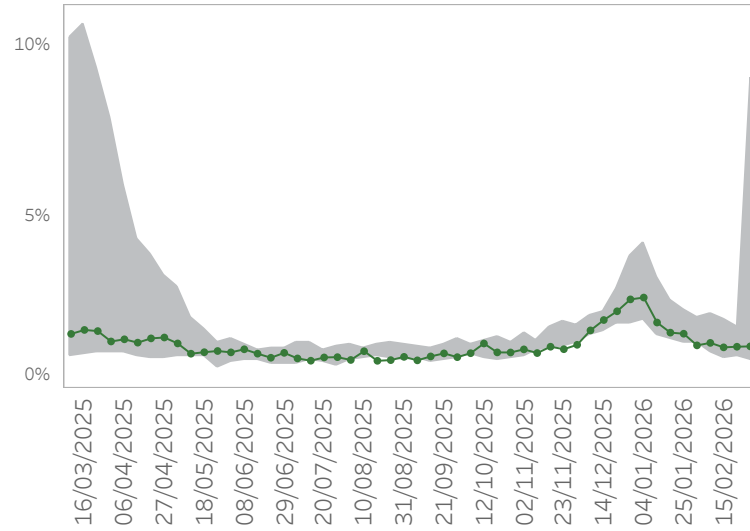
10-19



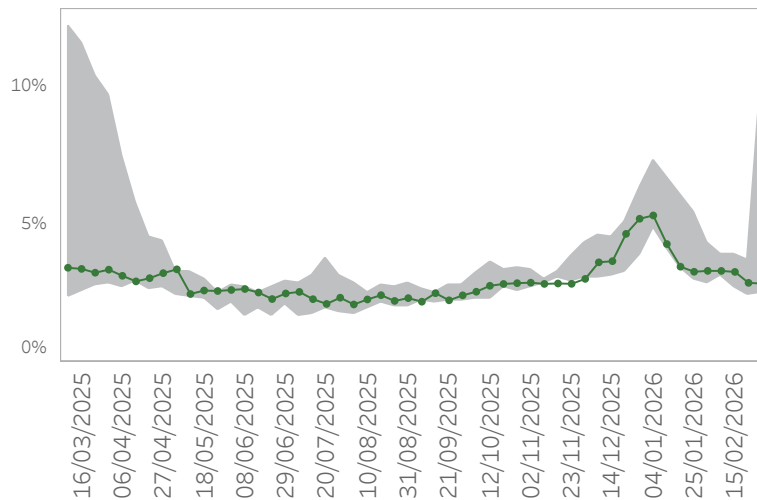
20-49



50-70



70+



Ultimo giorno di analisi: 01/03/2026

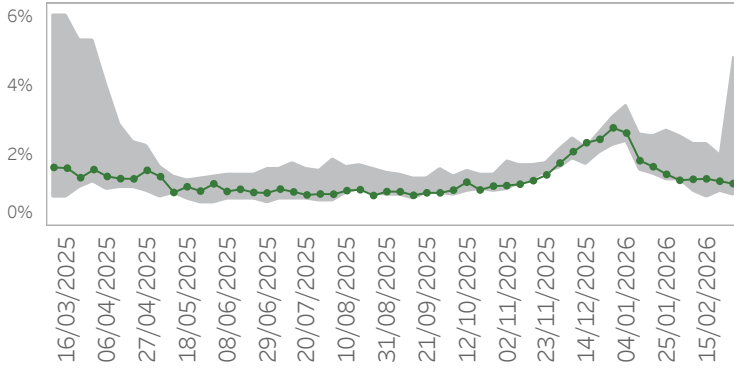
% Accessi per fascia d'età con POLMONITI

Fascia d'età	Settimana	2022	2023	2024	2025	2026
0-9	4	0,75%	1,64%	1,30%	4,43%	2,21%
	5	0,56%	1,68%	1,76%	4,48%	2,34%
	6	0,46%	1,94%	1,70%	3,80%	1,89%
	7	0,80%	1,80%	1,28%	3,56%	1,73%
	8	0,97%	1,72%	1,50%	3,18%	1,70%
	9	0,73%	1,64%	1,61%	2,72%	1,35%
10-19	4	0,25%	0,41%	0,66%	1,96%	0,38%
	5	0,10%	0,49%	0,53%	2,01%	0,16%
	6	0,05%	0,66%	0,58%	1,73%	0,42%
	7	0,08%	0,57%	0,59%	1,26%	0,37%
	8	0,09%	0,68%	0,53%	1,29%	0,44%
	9	0,18%	0,35%	0,67%	1,15%	0,25%
20-49	4	0,41%	0,71%	0,78%	1,99%	0,68%
	5	0,48%	0,74%	0,77%	2,11%	0,66%
	6	0,31%	0,78%	0,74%	1,95%	0,67%
	7	0,30%	0,90%	0,65%	1,65%	0,59%
	8	0,28%	0,79%	0,62%	1,56%	0,51%
	9	0,28%	0,69%	0,59%	1,48%	0,50%
50-70	4	2,10%	1,34%	1,32%	2,28%	1,60%
	5	1,66%	1,48%	1,35%	2,05%	1,27%
	6	1,05%	1,48%	1,32%	2,16%	1,34%
	7	0,90%	1,48%	1,08%	2,00%	1,21%
	8	0,93%	1,57%	1,16%	1,77%	1,23%
	9	0,84%	1,26%	1,20%	1,78%	1,24%
70+	4	5,46%	2,99%	3,04%	4,33%	3,27%
	5	4,32%	3,28%	2,84%	4,03%	3,31%
	6	3,32%	3,11%	3,11%	3,90%	3,30%
	7	2,69%	3,50%	3,04%	3,91%	3,27%
	8	2,40%	3,40%	2,76%	3,68%	2,87%
	9	2,53%	3,13%	2,74%	3,79%	2,84%

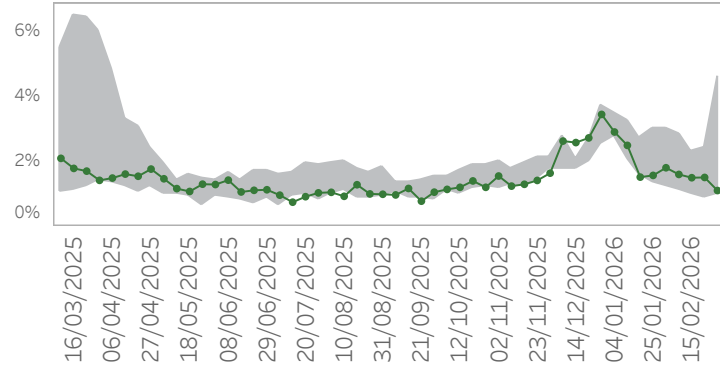
Ultimo giorno di analisi: 01/03/2026

% Accessi per ATS con POLMONITI

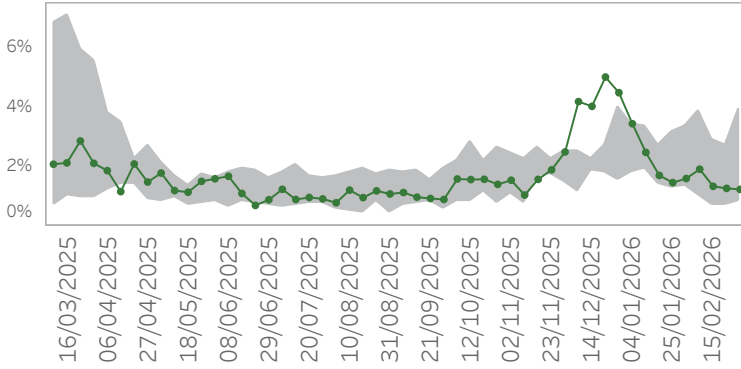
ATS della città Metropolitana di Milano



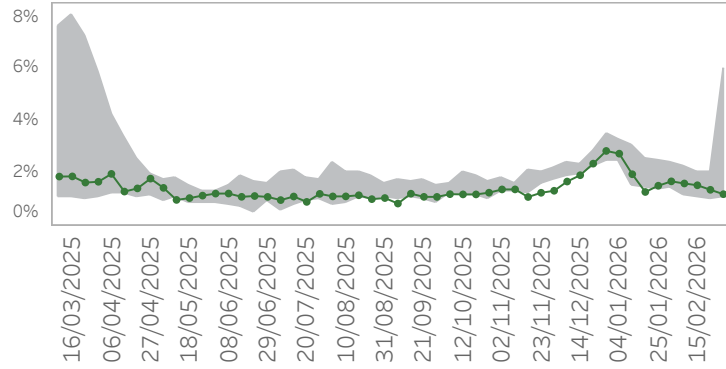
ATS dell'Insubria



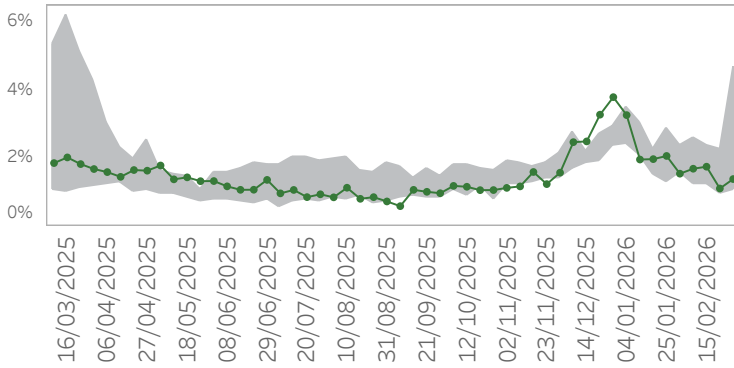
ATS della Montagna



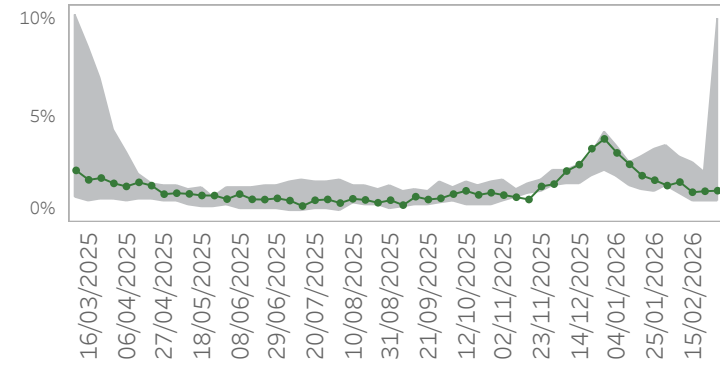
ATS della Brianza



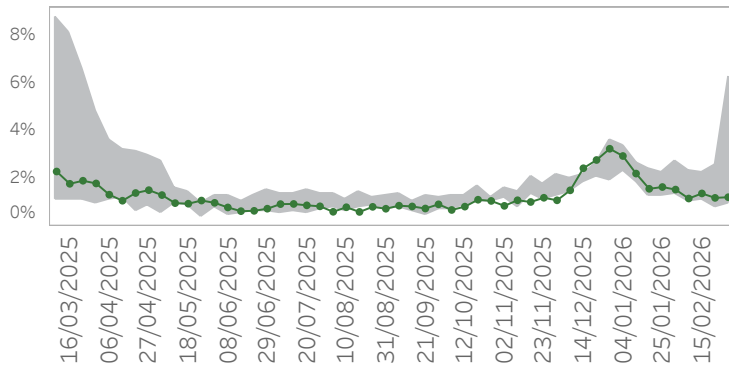
ATS di Bergamo



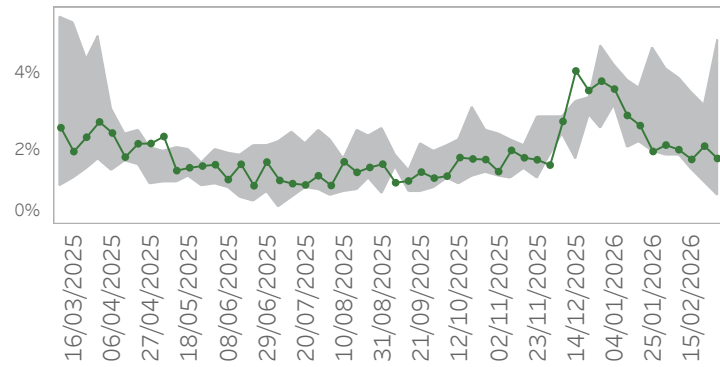
ATS di Brescia



ATS della Val Padana



ATS di Pavia



Ultimo giorno di analisi: 01/03/2026

% Accessi per ATS con POLMONITI

ATS	Settimana	2022	2023	2024	2025	2026
ATS DELLA CITTA' METROPOLITANA DI MILANO	4	1,91%	1,44%	1,31%	2,74%	1,48%
	5	1,46%	1,45%	1,29%	2,56%	1,31%
	6	0,98%	1,57%	1,49%	2,36%	1,34%
	7	0,81%	1,58%	1,25%	2,35%	1,35%
	8	1,00%	1,49%	1,12%	2,01%	1,28%
	9	0,85%	1,38%	1,34%	1,90%	1,22%
ATS DELL'INSUBRIA	4	2,24%	1,36%	1,72%	3,00%	1,56%
	5	1,74%	1,59%	1,25%	3,00%	1,80%
	6	1,11%	1,97%	1,36%	2,83%	1,59%
	7	0,97%	1,87%	1,19%	2,29%	1,49%
	8	0,86%	1,98%	1,30%	2,40%	1,50%
	9	1,02%	1,40%	1,29%	2,01%	1,10%
ATS DELLA MONTAGNA	4	1,50%	1,31%	1,75%	3,17%	1,46%
	5	1,38%	1,76%	1,55%	3,34%	1,60%
	6	1,03%	1,66%	1,33%	3,87%	1,92%
	7	0,72%	1,77%	1,53%	2,92%	1,34%
	8	0,70%	1,28%	1,37%	2,74%	1,27%
	9	0,81%	1,81%	1,34%	2,26%	1,23%
ATS DELLA BRIANZA	4	1,95%	1,37%	1,61%	2,43%	1,52%
	5	1,59%	1,45%	1,60%	2,35%	1,69%
	6	1,16%	1,31%	1,59%	2,22%	1,61%
	7	1,11%	1,50%	1,40%	2,00%	1,54%
	8	1,00%	1,49%	1,28%	2,00%	1,37%
	9	1,06%	1,48%	1,34%	2,18%	1,20%
ATS DI BERGAMO	4	1,93%	1,27%	1,30%	2,85%	2,06%
	5	1,58%	1,56%	1,65%	2,38%	1,55%
	6	1,33%	1,31%	1,23%	2,59%	1,69%
	7	1,22%	1,64%	1,41%	2,36%	1,75%
	8	0,93%	1,88%	1,41%	2,22%	1,11%
	9	1,06%	1,29%	1,21%	2,11%	1,39%
ATS DI BRESCIA	4	2,01%	1,61%	1,48%	3,45%	2,00%
	5	1,69%	1,81%	1,72%	3,58%	1,74%
	6	1,35%	1,55%	1,57%	3,11%	1,91%
	7	1,02%	1,92%	1,47%	2,83%	1,43%
	8	0,98%	1,53%	1,50%	2,38%	1,48%
	9	1,00%	1,48%	1,34%	2,72%	1,50%
ATS DELLA VAL PADANA	4	2,23%	1,43%	1,25%	2,23%	1,65%
	5	1,83%	1,67%	1,32%	2,71%	1,54%
	6	1,06%	1,79%	1,56%	2,31%	1,17%
	7	1,14%	1,39%	1,19%	2,23%	1,38%
	8	0,80%	1,75%	1,40%	2,54%	1,20%
	9	1,22%	1,41%	0,99%	2,63%	1,22%
ATS DI PAVIA	4	2,57%	2,13%	1,94%	4,66%	1,93%
	5	2,25%	1,80%	1,91%	4,12%	2,10%
	6	1,83%	1,94%	2,20%	3,86%	1,98%
	7	1,49%	2,42%	1,97%	3,51%	1,72%
	8	1,09%	2,26%	1,74%	3,15%	2,08%
	9	0,76%	1,89%	1,83%	2,81%	1,75%