

SORVEGLIANZA ACCESSI PRONTO SOCCORSO

Nota metodologica

Il presente report mostra i dati relativi al numero di accessi settimanali nei Pronto Soccorso di Regione Lombardia; vengono riportati gli accessi totali e classificati in base alla diagnosi alla dimissione e suddivisi per fascia di età ed ATS di afferenza del Pronto Soccorso. La fonte dei dati è il flusso EUOL (Emergenze Urgenze Online).

Sulla base della diagnosi attribuita alla dimissione del Pronto Soccorso (codifica ICD-9CM) gli accessi sono stati suddivisi in:

1. Diagnosi di **sindromi respiratorie**
2. Diagnosi di **sindromi simi-influenzali (influenza-like illness, ILI)**
3. Diagnosi di **polmoniti**

Il framework utilizzato per la classificazione degli accessi è quello proposto dai Centers for Disease Control and Prevention (U.S. CDC), integrato con i codici relativi al COVID-19.

Si sottolinea inoltre che il flusso EUOL proveniente dai Pronto Soccorso dell'ATS PAVIA – Fondazione IRCCS Policlinico San Matteo, ASST PAVIA (Ospedale di Voghera e Vigevano) – presentano alcuni dati mancanti per le settimane n° 29-49 del 2023, pertanto i grafici relativi agli accessi suddivisi per ATS mostrano una flessione nel numero di accessi relativamente al periodo indicato.

Grafici rappresentati

Nei grafici la linea **verde** (denominata "Valore Attuale") mostra il dato relativo alla settimana riportata sull'asse x. L'area in **grigio** rappresenta i valori relativi alla stessa settimana nei 4 anni precedenti ordinati dal minimo al massimo.

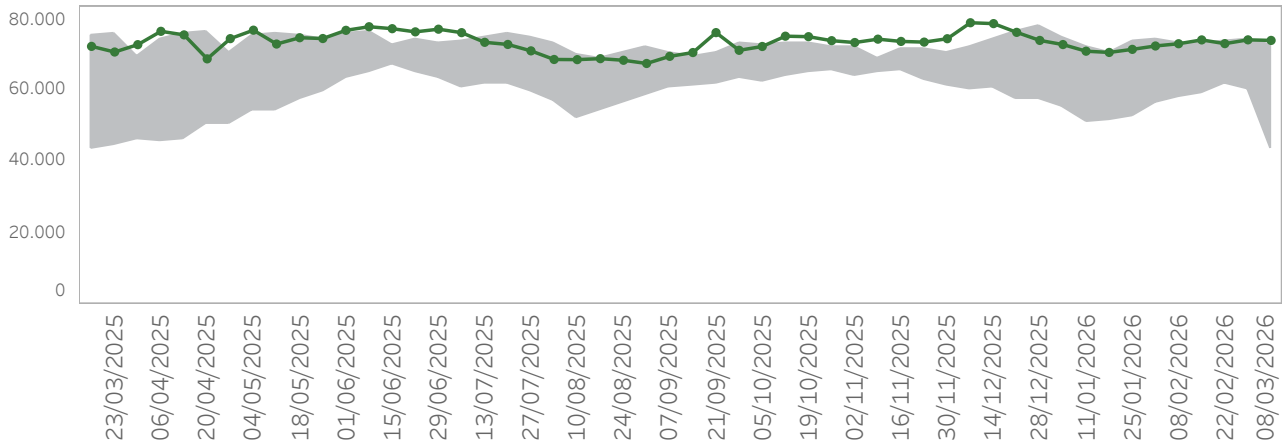
Codifica delle settimane rappresentate:

Settimana	Inizio	Fine
5	26/01/2026	01/02/2026
6	02/02/2026	08/02/2026
7	09/02/2026	15/02/2026
8	16/02/2026	22/02/2026
9	23/02/2026	01/03/2026
10	02/03/2026	08/03/2026

1. ACCESSI TOTALI

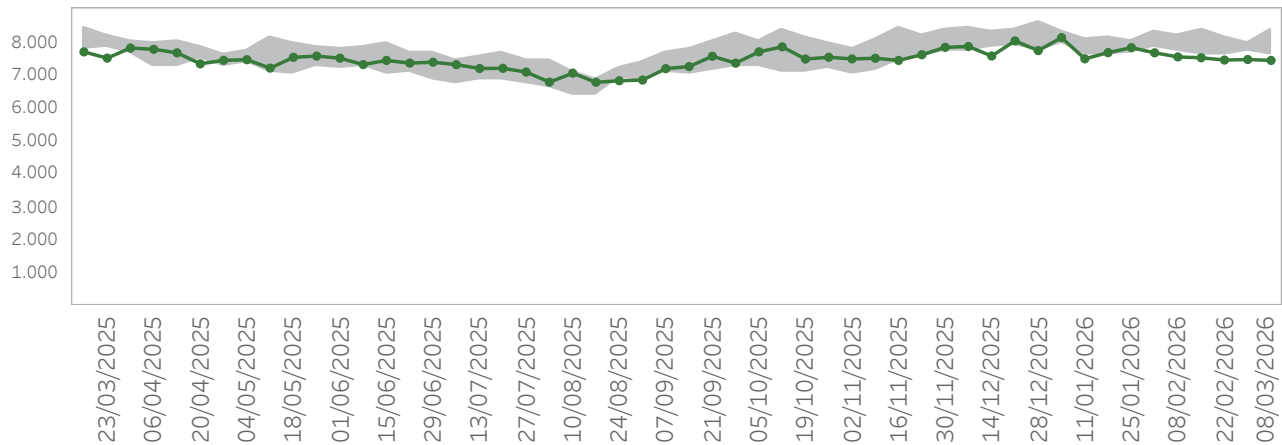
Ultimo giorno di analisi: 08/03/2026

Accessi Totali in Pronto Soccorso



Settimana	2022	2023	2024	2025	2026
5	56.315	66.040	69.035	73.893	72.139
6	58.052	65.127	71.266	72.790	72.765
7	59.178	68.265	70.476	72.753	73.833
8	61.394	67.576	71.475	73.508	72.794
9	60.035	67.025	70.190	73.701	73.850
10	61.205	69.336	70.693	72.359	73.692

Ricoveri Totali da Pronto Soccorso

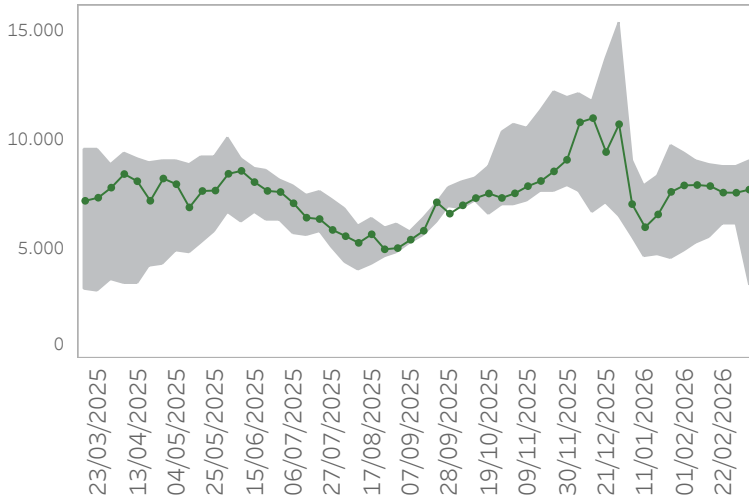


Settimana	2022	2023	2024	2025	2026
5	7.985	8.331	7.870	7.919	7.694
6	7.754	8.234	8.062	7.895	7.569
7	7.659	8.371	7.746	7.899	7.543
8	7.740	8.173	7.654	7.816	7.474
9	7.756	7.959	7.968	7.908	7.490
10	7.615	8.190	7.641	7.839	7.463

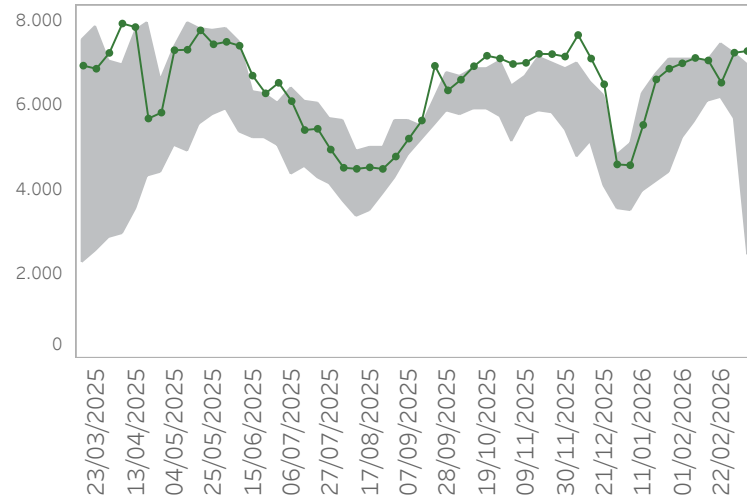
Ultimo giorno di analisi: 08/03/2026

Accessi Totali per fascia d'età

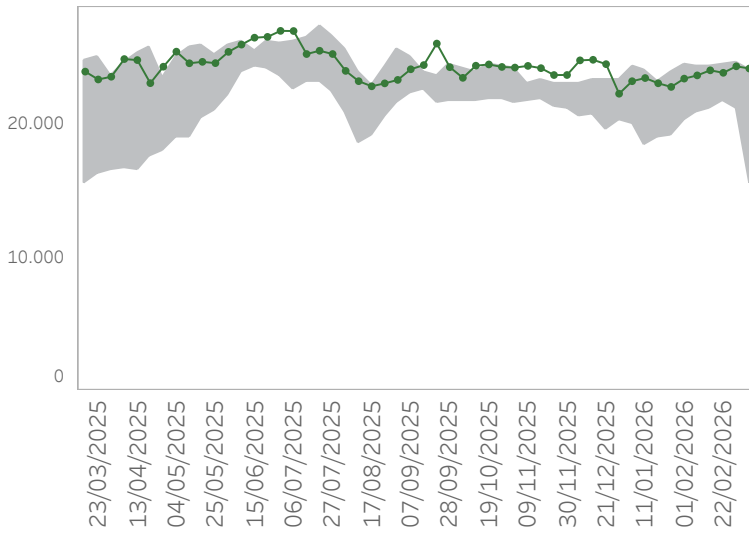
0-9



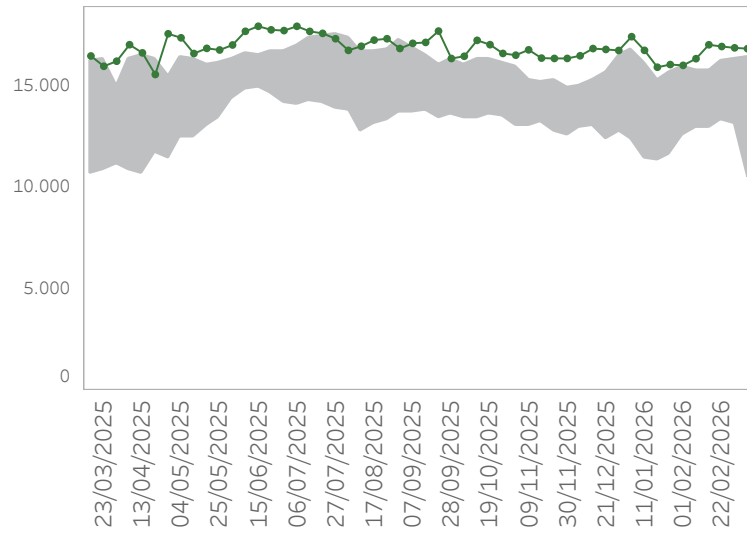
10-19



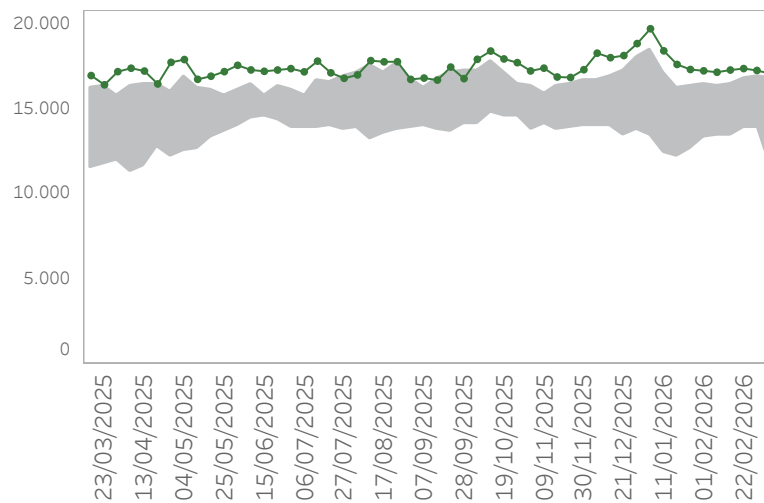
20-49



50-70



70+



Ultimo giorno di analisi: 08/03/2026

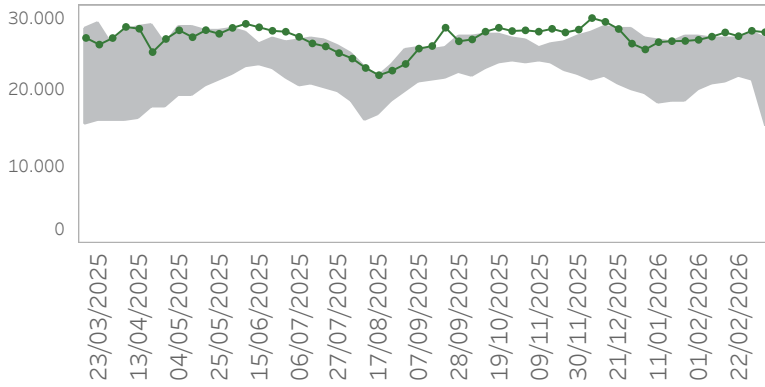
Accessi Totali per fascia d'età

Fascia d'età	Settimana	2022	2023	2024	2025	2026
0-9	5	4.860	8.444	8.200	9.410	7.911
	6	5.216	8.455	8.512	9.049	7.930
	7	5.485	8.844	8.462	8.576	7.882
	8	6.097	8.724	8.458	8.264	7.584
	9	6.146	8.725	8.571	8.112	7.578
	10	6.467	8.990	8.668	7.864	7.720
10-19	5	5.208	6.317	6.648	7.075	6.991
	6	5.593	6.204	6.850	7.094	7.117
	7	6.065	6.338	6.444	7.055	7.058
	8	6.343	6.177	7.033	7.423	6.532
	9	5.672	6.558	6.871	7.200	7.242
	10	6.223	6.865	6.959	6.826	7.280
20-49	5	20.321	21.937	23.595	24.544	23.493
	6	20.904	21.874	24.334	24.159	23.736
	7	21.247	23.135	24.092	24.370	24.118
	8	21.794	23.268	24.542	24.402	23.931
	9	21.181	22.562	24.054	24.726	24.420
	10	21.425	23.321	24.131	23.989	24.253
50-70	5	12.543	14.205	14.839	15.990	16.046
	6	12.955	13.675	15.229	15.753	16.375
	7	12.931	14.364	15.568	15.838	17.061
	8	13.293	14.112	15.687	16.259	16.975
	9	13.170	14.247	15.405	16.330	16.910
	10	13.104	14.704	15.353	16.454	16.869
70+	5	13.368	15.121	15.503	16.434	17.241
	6	13.370	14.905	16.128	16.313	17.158
	7	13.438	15.572	15.677	16.505	17.287
	8	13.849	15.284	15.523	16.758	17.373
	9	13.858	14.923	15.055	16.923	17.262
	10	13.975	15.437	15.342	16.845	17.069

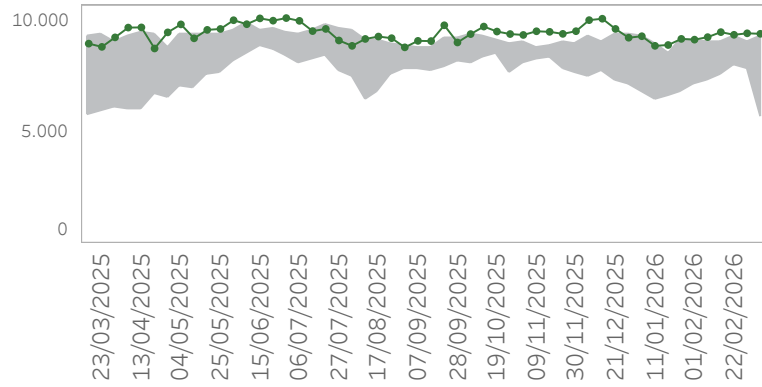
Ultimo giorno di analisi: **08/03/2026**

Accessi Totali per ATS

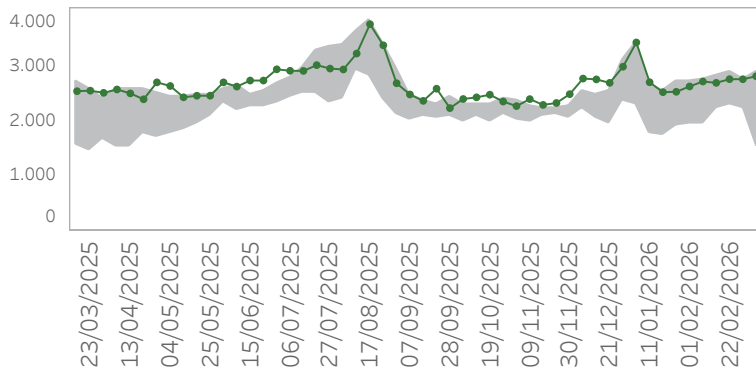
ATS della città Metropolitana di Milano



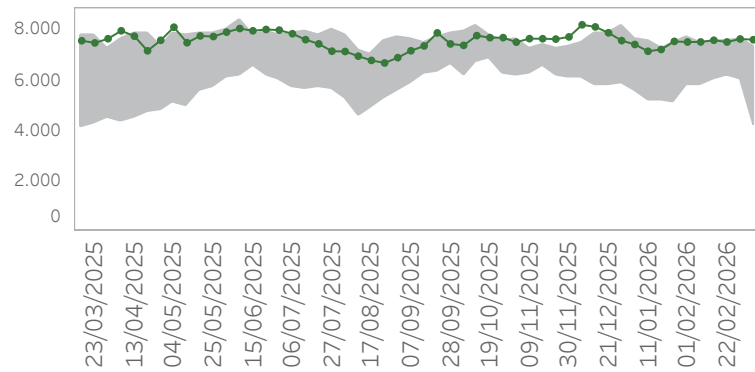
ATS dell'Insubria



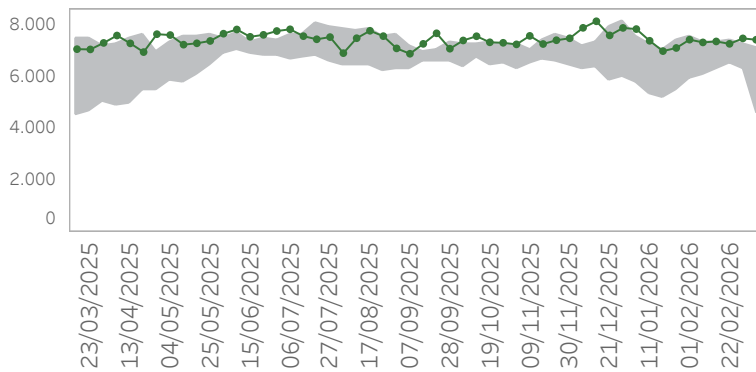
ATS della Montagna



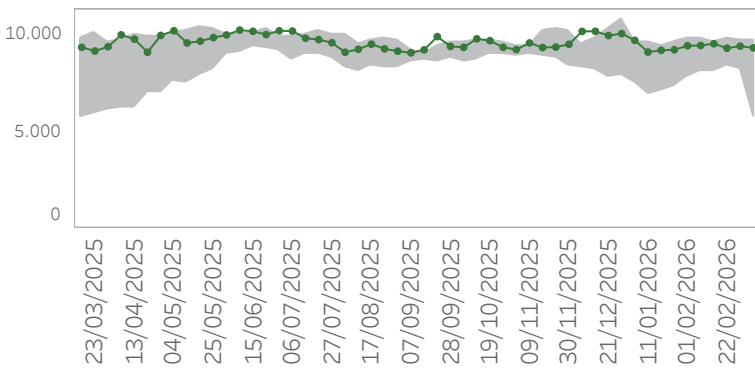
ATS della Brianza



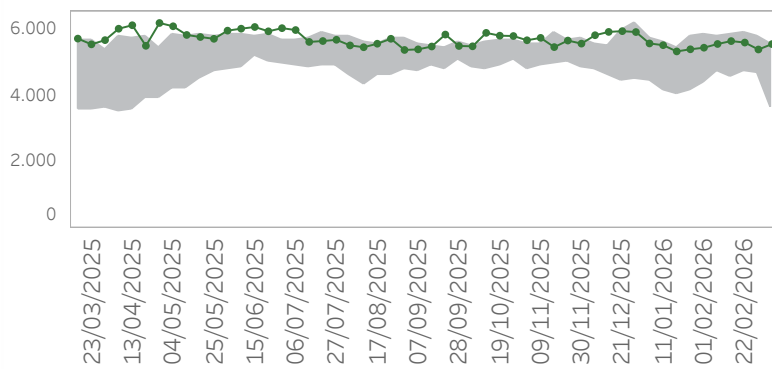
ATS di Bergamo



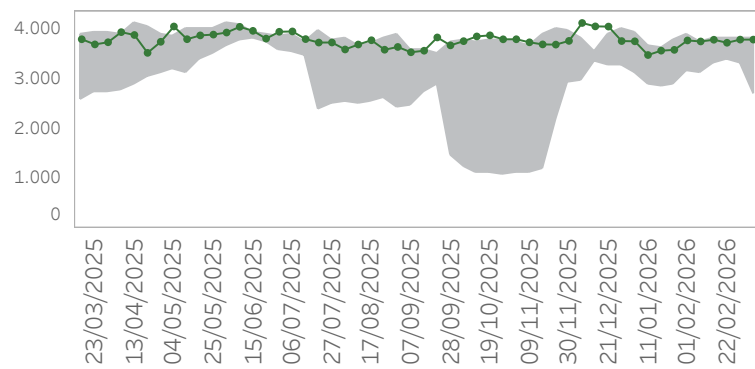
ATS di Brescia



ATS della Val Padana



ATS di Pavia



Ultimo giorno di analisi: 08/03/2026

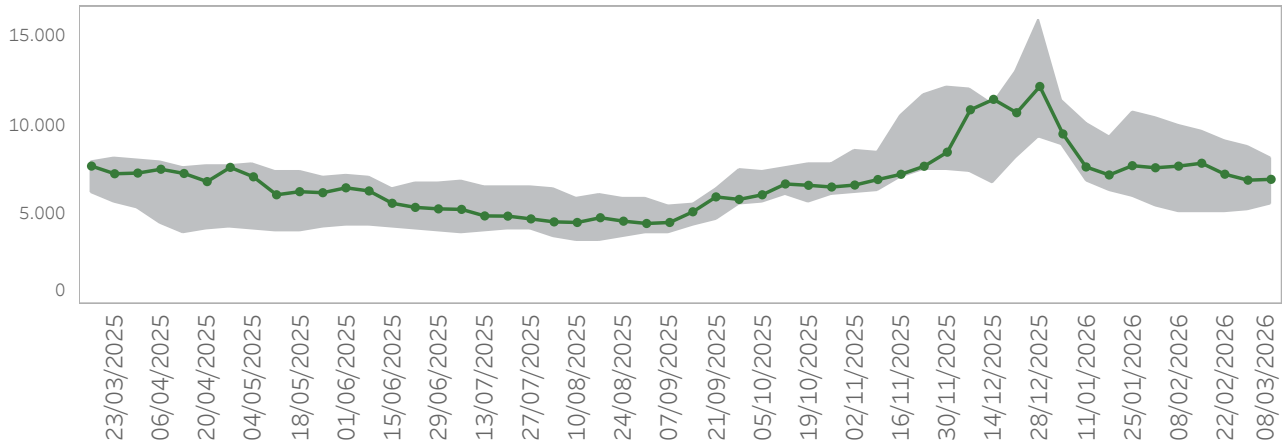
Accessi Totali per ATS

ATS	Settimana	2022	2023	2024	2025	2026
ATS DELLA CITTA' METROPOLITANA DI MILANO	5	20.074	23.684	25.783	27.191	26.703
	6	20.794	23.047	26.804	26.761	27.122
	7	20.996	24.275	26.238	26.819	27.673
	8	21.789	24.373	26.957	26.901	27.183
	9	21.458	24.233	26.217	27.607	27.886
	10	21.867	25.208	26.786	26.968	27.701
ATS DELL'INSUBRIA	5	7.169	8.611	8.754	9.141	9.171
	6	7.371	8.376	8.634	9.080	9.284
	7	7.602	8.682	8.824	9.083	9.509
	8	8.036	8.685	8.739	9.319	9.389
	9	7.850	8.856	8.508	9.055	9.456
	10	7.721	9.181	8.601	9.342	9.434
ATS DELLA MONTAGNA	5	1.963	2.160	2.640	2.724	2.623
	6	1.942	2.476	2.714	2.737	2.713
	7	2.219	2.542	2.808	2.805	2.688
	8	2.289	2.502	2.692	2.888	2.755
	9	2.217	2.259	2.543	2.746	2.754
	10	2.157	2.321	2.701	2.878	2.808
ATS DELLA BRIANZA	5	5.834	7.012	7.078	7.732	7.536
	6	5.852	6.876	7.441	7.517	7.538
	7	6.022	7.252	7.403	7.555	7.607
	8	6.198	6.799	7.511	7.562	7.537
	9	6.026	6.959	7.334	7.653	7.657
	10	6.213	7.117	7.242	7.344	7.628
ATS DI BERGAMO	5	5.896	6.864	6.960	7.572	7.440
	6	6.111	7.015	6.993	7.328	7.334
	7	6.303	7.152	6.934	7.364	7.371
	8	6.555	6.706	7.043	7.419	7.279
	9	6.293	6.504	7.162	7.295	7.489
	10	6.407	6.571	6.904	7.111	7.437
ATS DI BRESCIA	5	7.857	9.202	9.186	9.807	9.461
	6	8.142	8.920	9.604	9.822	9.477
	7	8.175	9.478	9.424	9.678	9.567
	8	8.397	9.582	9.431	9.826	9.337
	9	8.218	9.417	9.451	9.756	9.440
	10	8.515	9.738	9.265	9.433	9.353
ATS DELLA VAL PADANA	5	4.371	4.957	5.229	5.841	5.449
	6	4.722	4.859	5.396	5.810	5.561
	7	4.576	5.090	5.294	5.831	5.648
	8	4.746	5.130	5.304	5.876	5.604
	9	4.675	5.045	5.266	5.781	5.395
	10	4.892	5.392	5.385	5.536	5.558
ATS DI PAVIA	5	3.151	3.550	3.405	3.885	3.756
	6	3.118	3.558	3.680	3.735	3.736
	7	3.285	3.794	3.551	3.618	3.770
	8	3.384	3.799	3.798	3.717	3.710
	9	3.298	3.752	3.709	3.808	3.773
	10	3.433	3.808	3.809	3.747	3.773

2. ACCESSI PER SINDROME

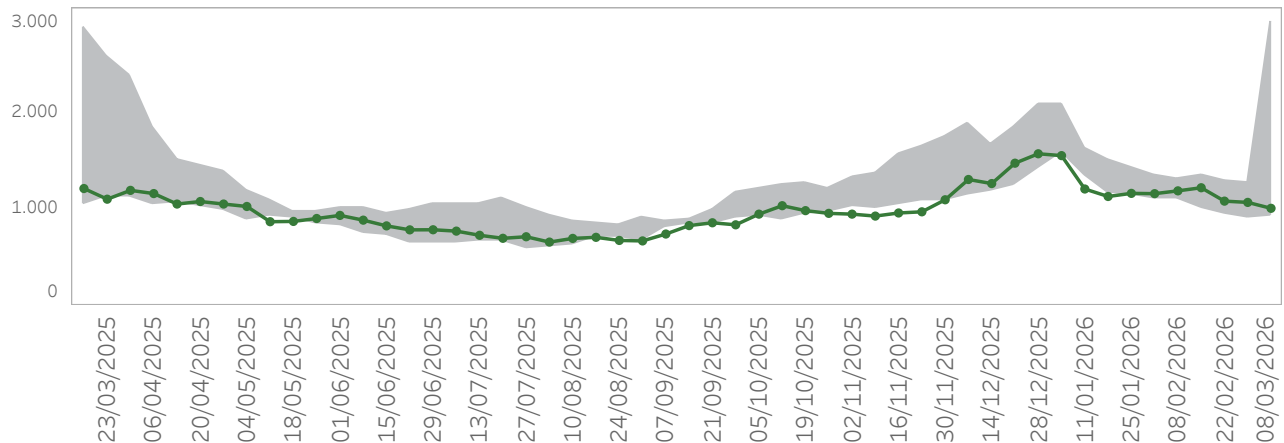
Ultimo giorno di analisi: 08/03/2026

Accessi in Pronto Soccorso con SINDROMI RESPIRATORIE



Settimana	2022	2023	2024	2025	2026
5	5.420	7.930	7.458	10.433	7.629
6	5.188	7.657	7.741	10.015	7.720
7	5.194	8.213	7.531	9.694	7.882
8	5.160	8.099	7.483	9.104	7.268
9	5.209	7.791	7.557	8.842	6.935
10	5.554	7.949	7.647	8.172	6.982

Ricoveri da Pronto Soccorso con SINDROMI RESPIRATORIE

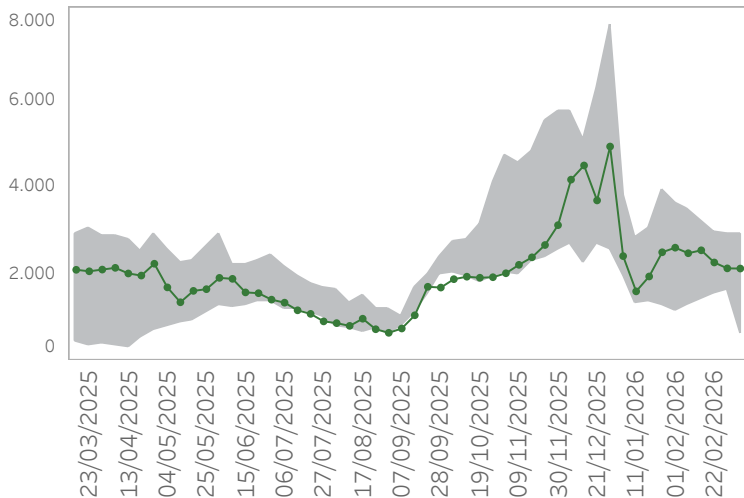


Settimana	2022	2023	2024	2025	2026
5	1.273	1.339	1.103	1.308	1.156
6	1.104	1.259	1.211	1.311	1.185
7	1.004	1.336	1.111	1.276	1.217
8	951	1.283	1.099	1.176	1.079
9	904	1.201	1.117	1.259	1.066
10	923	1.203	1.070	1.180	1.005

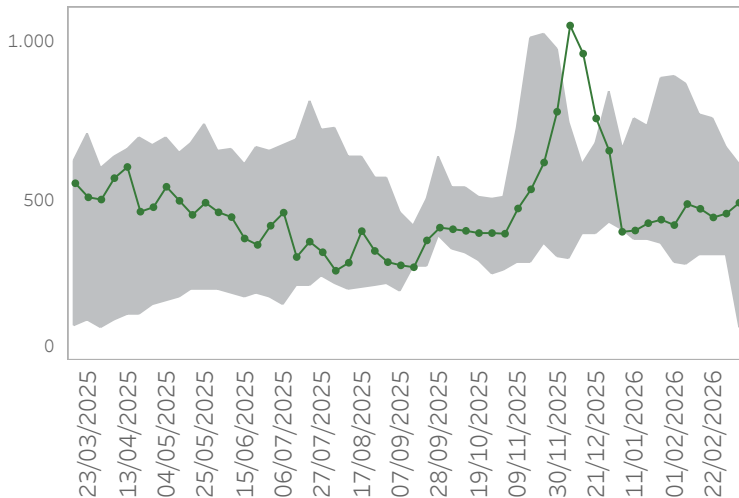
Ultimo giorno di analisi: 08/03/2026

Accessi per fascia d'età con SINDROMI RESPIRATORIE

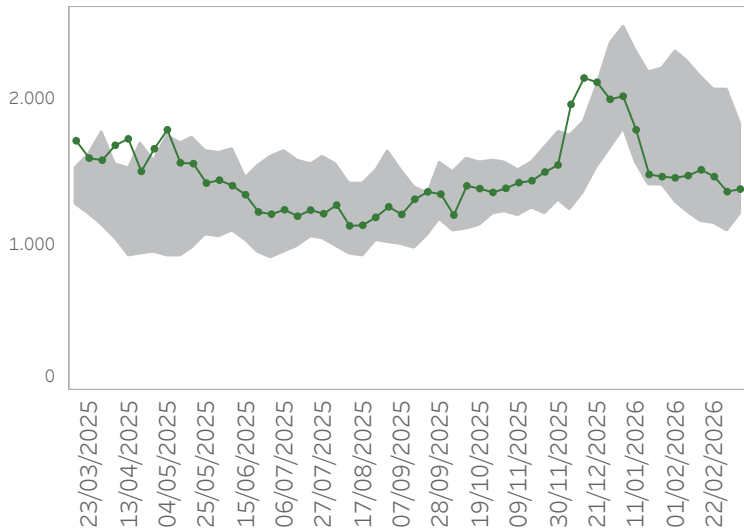
0-9



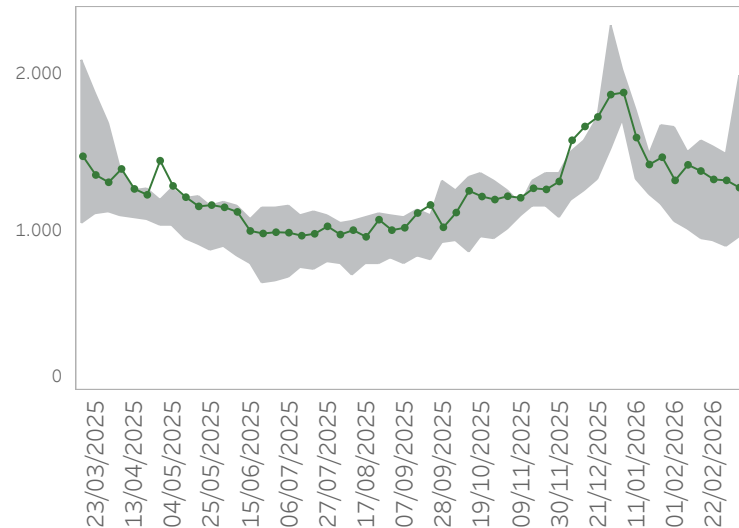
10-19



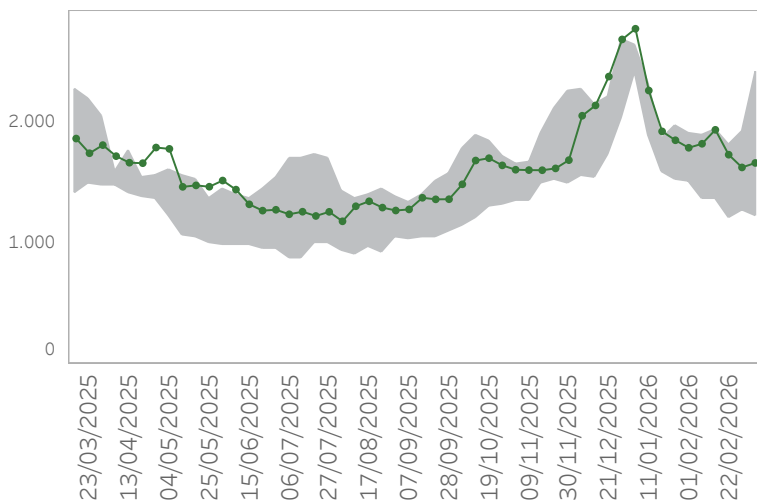
20-49



50-70



70+



Ultimo giorno di analisi: 08/03/2026

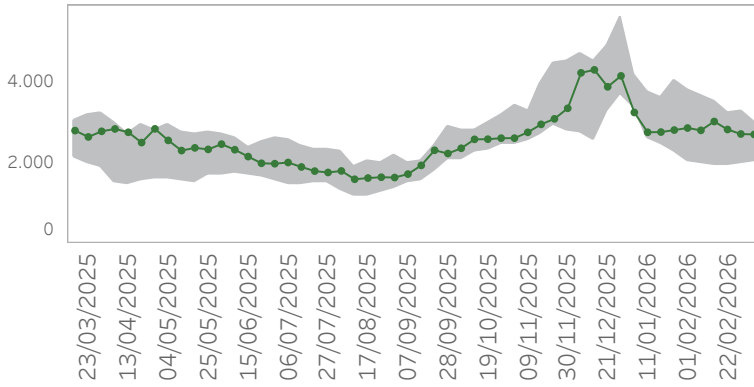
Accessi per fascia d'età con SINDROMI RESPIRATORIE

Fascia d'età	Settimana	2022	2023	2024	2025	2026
0-9	5	1.137	2.992	2.716	3.586	2.592
	6	1.291	2.850	2.720	3.465	2.465
	7	1.395	3.098	2.596	3.205	2.532
	8	1.538	2.949	2.578	2.885	2.253
	9	1.617	2.904	2.632	2.665	2.118
	10	1.630	2.920	2.747	2.455	2.114
10-19	5	307	508	484	887	425
	6	298	488	547	863	491
	7	330	548	482	770	476
	8	331	494	556	755	449
	9	328	500	596	669	461
	10	420	520	582	610	495
20-49	5	1.293	1.423	1.522	2.332	1.459
	6	1.228	1.541	1.543	2.261	1.474
	7	1.159	1.598	1.555	2.157	1.514
	8	1.139	1.633	1.536	2.069	1.467
	9	1.085	1.530	1.540	2.067	1.364
	10	1.325	1.545	1.583	1.832	1.382
50-70	5	1.067	1.307	1.225	1.658	1.327
	6	1.015	1.194	1.285	1.498	1.425
	7	955	1.237	1.286	1.575	1.386
	8	947	1.257	1.297	1.534	1.333
	9	913	1.217	1.284	1.483	1.327
	10	965	1.277	1.263	1.431	1.281
70+	5	1.615	1.700	1.497	1.899	1.782
	6	1.356	1.584	1.618	1.874	1.815
	7	1.355	1.730	1.590	1.931	1.930
	8	1.205	1.764	1.491	1.800	1.725
	9	1.266	1.640	1.481	1.908	1.620
	10	1.214	1.686	1.446	1.809	1.657

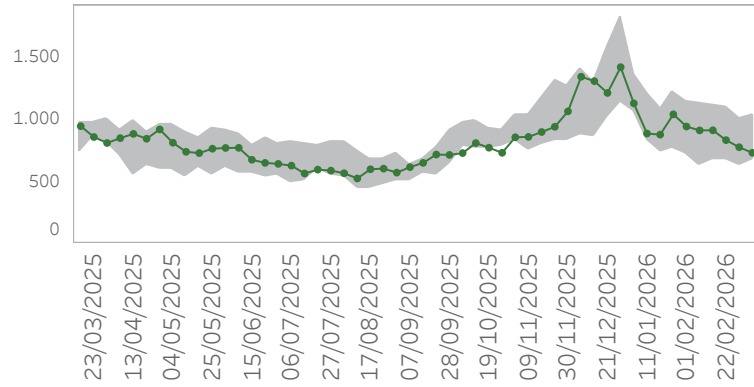
Ultimo giorno di analisi: 08/03/2026

Accessi per ATS con SINDROMI RESPIRATORIE

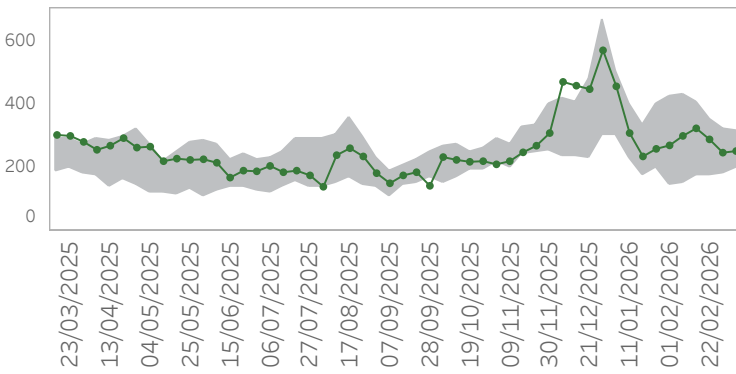
ATS della città Metropolitana di Milano



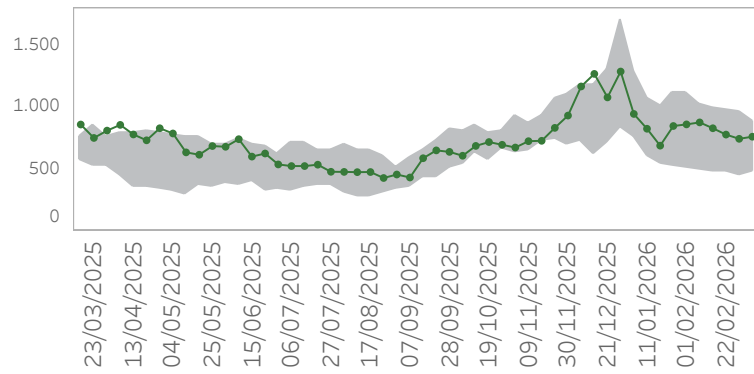
ATS dell'Insubria



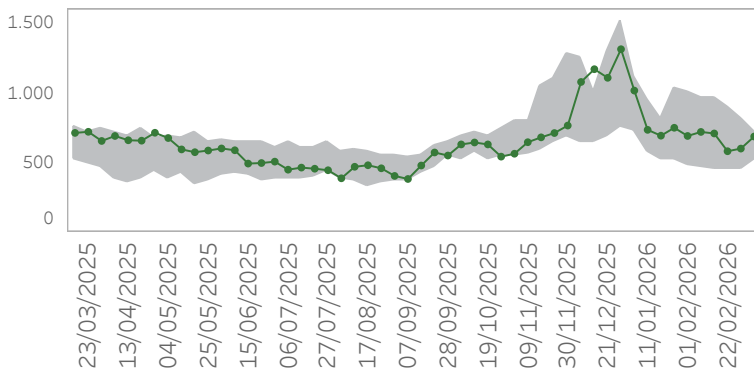
ATS della Montagna



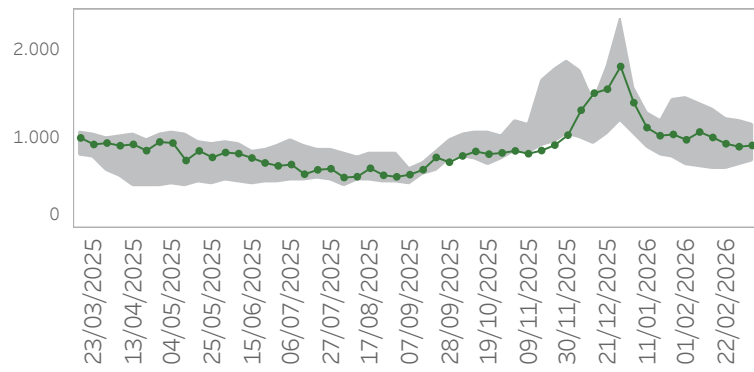
ATS della Brianza



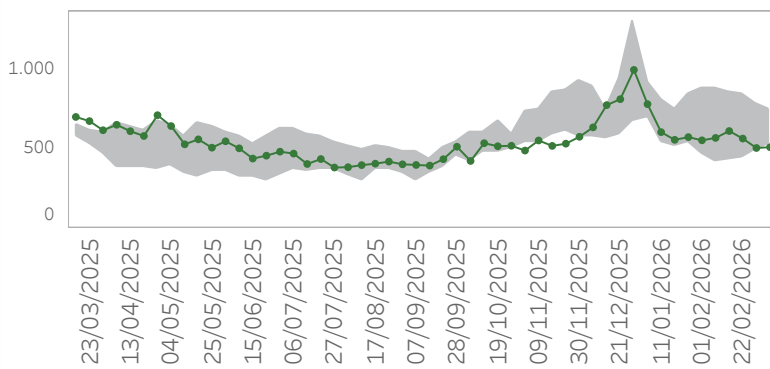
ATS di Bergamo



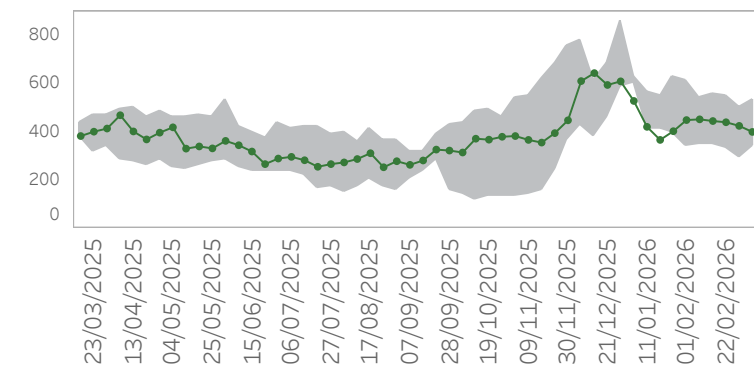
ATS di Brescia



ATS della Val Padana



ATS di Pavia



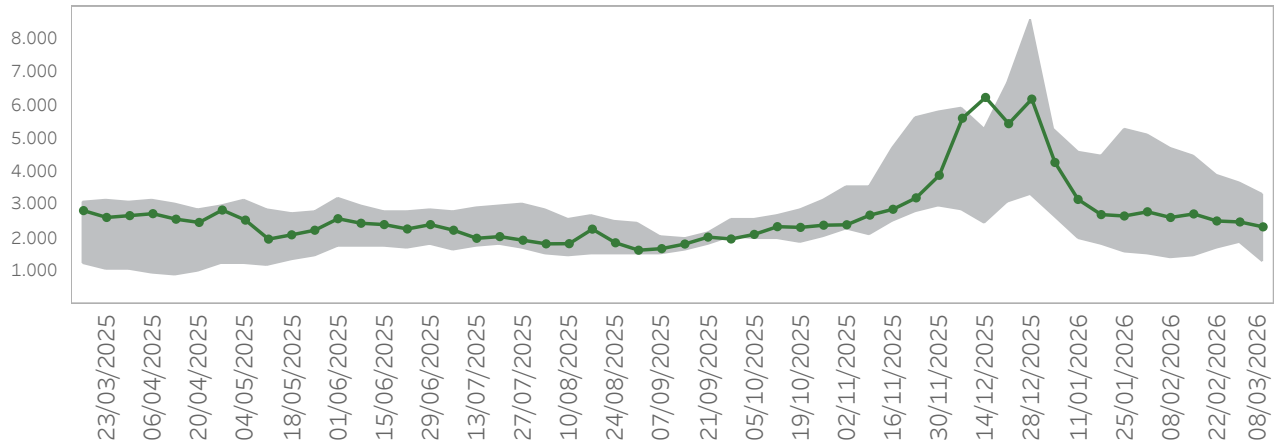
Ultimo giorno di analisi: 08/03/2026

Accessi per ATS con SINDROMI RESPIRATORIE

ATS	Settimana	2022	2023	2024	2025	2026
ATS DELLA CITTA' METROPOLITANA DI MILANO	5	2.053	2.969	2.761	3.807	2.878
	6	2.003	2.776	2.929	3.663	2.820
	7	1.936	3.052	2.849	3.524	3.040
	8	1.951	3.018	2.865	3.237	2.841
	9	2.004	3.023	2.848	3.301	2.729
	10	2.057	2.989	2.960	2.995	2.718
ATS DELL'INSUBRIA	5	732	942	810	1.143	941
	6	629	960	853	1.122	910
	7	679	988	854	1.110	911
	8	675	1.009	825	1.095	832
	9	633	944	900	1.009	775
	10	681	1.028	896	938	730
ATS DELLA MONTAGNA	5	143	265	303	425	271
	6	150	269	306	429	301
	7	177	304	278	405	325
	8	176	251	283	355	290
	9	181	264	286	320	248
	10	202	262	312	315	253
ATS DELLA BRIANZA	5	504	776	768	1.110	857
	6	487	725	776	1.023	873
	7	481	772	715	980	826
	8	482	743	760	969	775
	9	440	742	741	961	741
	10	472	716	768	884	758
ATS DI BERGAMO	5	481	732	726	1.005	694
	6	465	696	696	967	723
	7	462	760	714	973	712
	8	450	761	722	896	584
	9	454	698	757	811	603
	10	530	687	662	712	690
ATS DI BRESCIA	5	697	1.149	998	1.460	989
	6	682	1.115	1.088	1.395	1.076
	7	674	1.159	1.020	1.328	1.015
	8	659	1.140	967	1.225	945
	9	714	1.017	1.002	1.199	912
	10	745	1.062	923	1.151	926
ATS DELLA VAL PADANA	5	472	591	652	874	551
	6	423	622	632	874	566
	7	435	624	651	857	609
	8	438	629	613	842	562
	9	490	604	569	778	503
	10	529	671	656	742	508
ATS DI PAVIA	5	338	506	440	609	448
	6	349	494	461	542	451
	7	350	554	450	517	444
	8	329	548	448	485	439
	9	293	499	454	463	424
	10	338	534	470	435	399

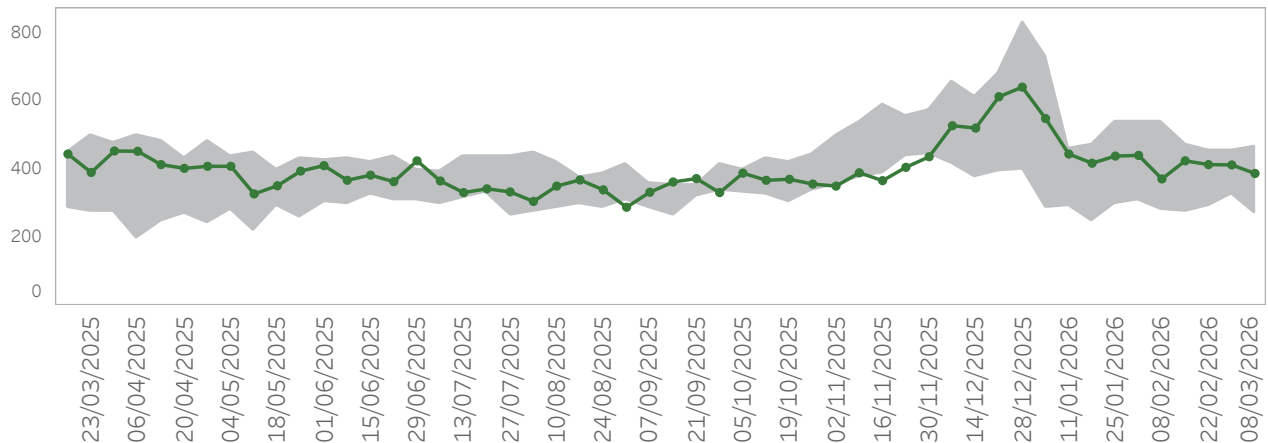
Ultimo giorno di analisi: 08/03/2026

Accessi in Pronto Soccorso con ILI



Settimana	2022	2023	2024	2025	2026
5	1.516	3.129	2.767	5.121	2.799
6	1.417	3.109	2.906	4.688	2.627
7	1.458	3.360	2.767	4.453	2.734
8	1.684	3.401	2.809	3.889	2.521
9	1.835	3.201	2.696	3.647	2.491
10	2.141	3.297	2.853	3.294	2.343

Ricoveri da Pronto Soccorso con ILI

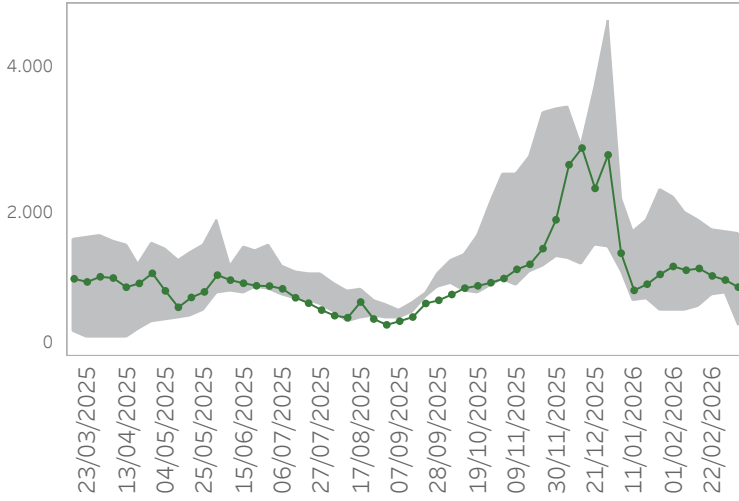


Settimana	2022	2023	2024	2025	2026
5	309	473	442	537	441
6	280	462	442	538	372
7	275	473	426	471	425
8	292	457	386	436	414
9	327	445	435	457	413
10	303	464	467	466	388

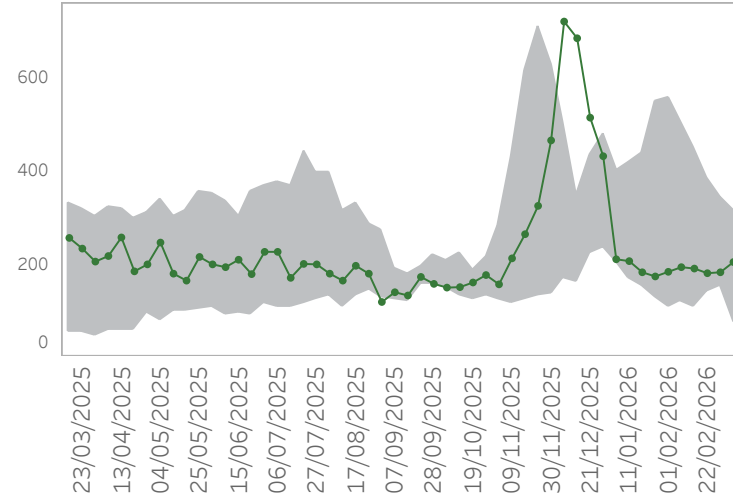
Ultimo giorno di analisi: 08/03/2026

Accessi per fascia d'età con ILI

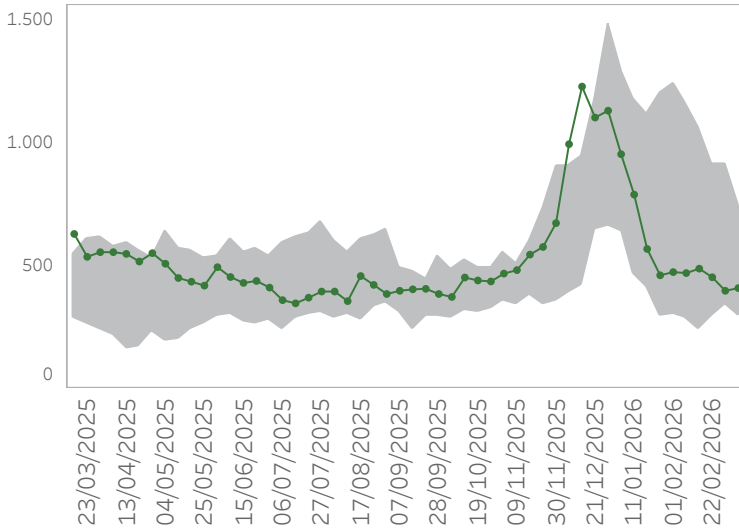
0-9



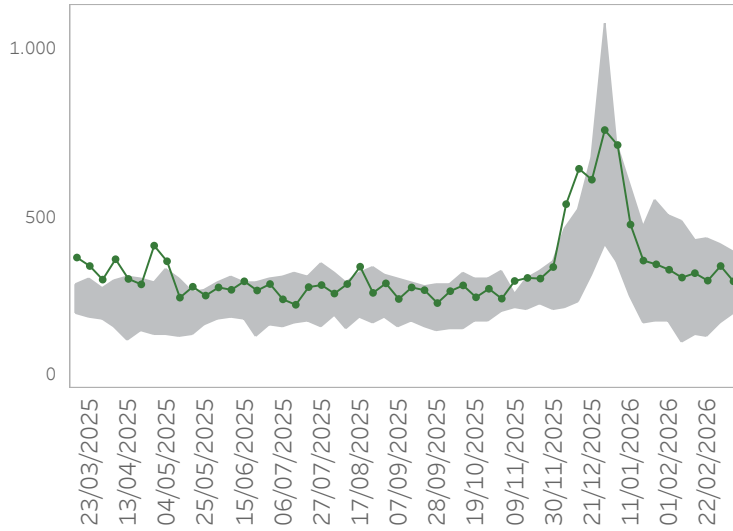
10-19



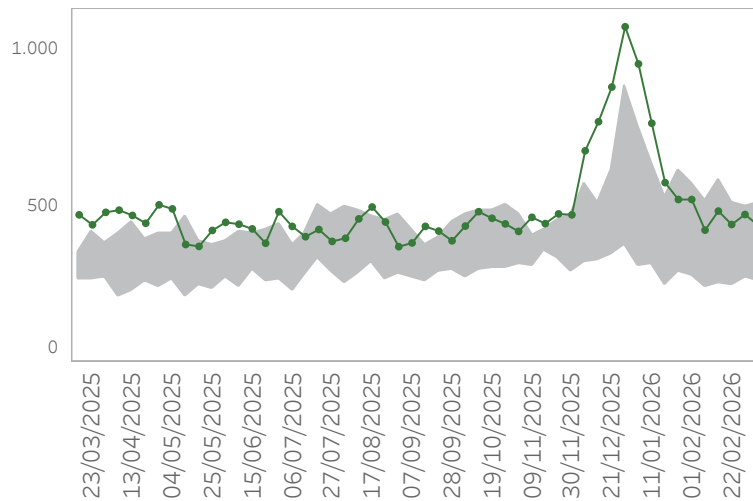
20-49



50-70



70+



Ultimo giorno di analisi: 08/03/2026

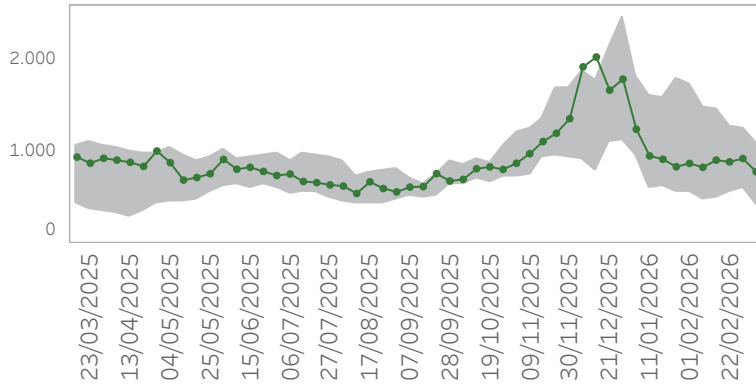
Accessi per fascia d'età con ILI

Fascia d'età	Settimana	2022	2023	2024	2025	2026
0-9	5	632	1.650	1.369	2.207	1.250
	6	636	1.640	1.400	1.980	1.198
	7	693	1.816	1.365	1.898	1.222
	8	851	1.761	1.344	1.614	1.119
	9	875	1.732	1.316	1.445	1.062
	10	960	1.691	1.413	1.312	964
10-19	5	107	238	181	556	183
	6	121	236	263	509	193
	7	108	264	231	451	190
	8	139	283	269	383	180
	9	152	232	266	342	182
	10	214	281	264	314	204
20-49	5	304	560	535	1.242	474
	6	285	550	510	1.163	470
	7	243	645	498	1.060	488
	8	296	650	533	914	453
	9	346	618	487	915	398
	10	481	595	502	740	409
50-70	5	196	292	325	506	350
	6	137	284	309	489	327
	7	160	271	289	433	340
	8	155	285	292	439	318
	9	193	274	254	421	361
	10	227	309	297	402	316
70+	5	277	389	353	569	520
	6	238	399	412	516	422
	7	254	363	374	584	483
	8	243	421	365	509	440
	9	269	345	365	498	472
	10	258	421	372	508	437

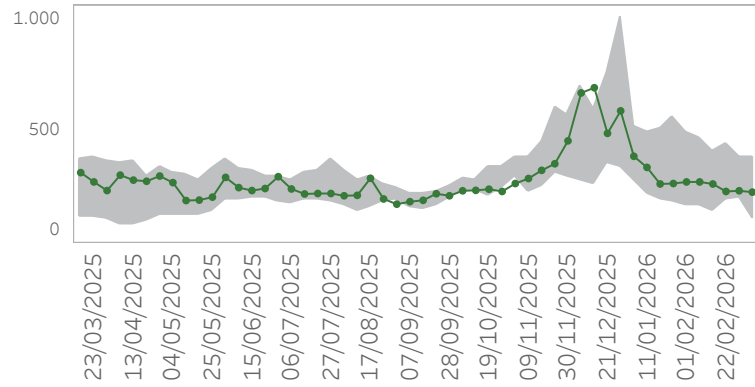
Ultimo giorno di analisi: 08/03/2026

Accessi per ATS con ILI

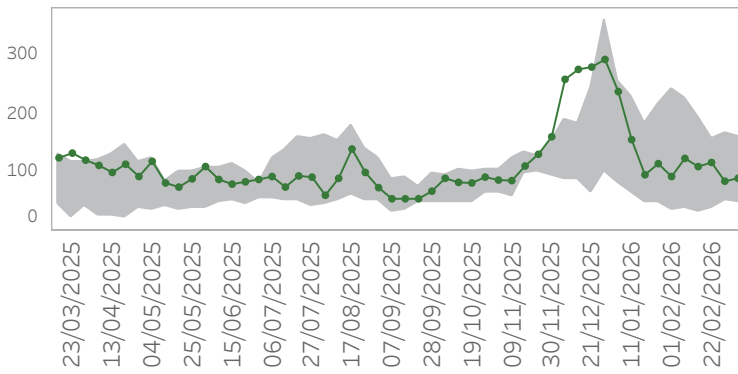
ATS della città Metropolitana di Milano



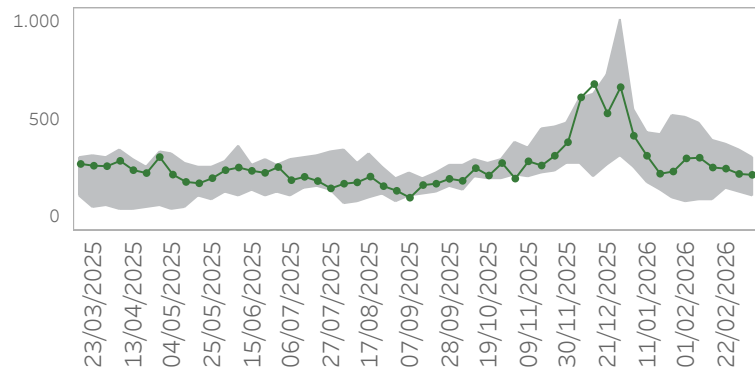
ATS dell'Insubria



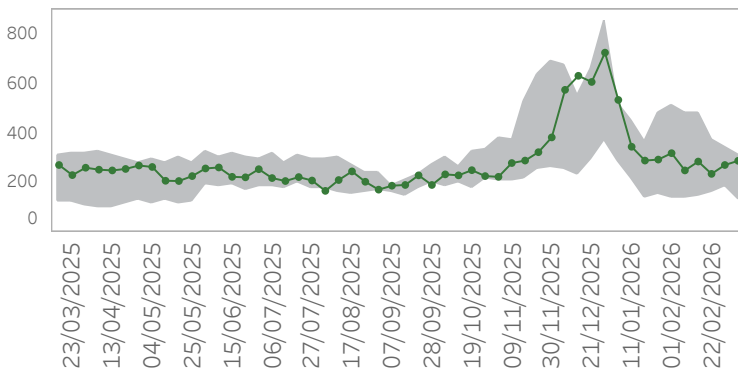
ATS della Montagna



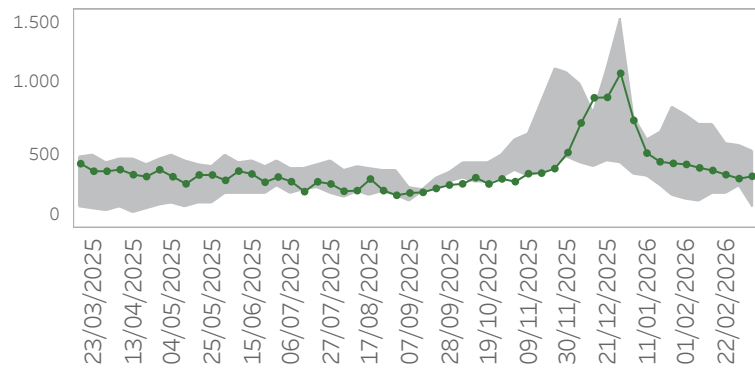
ATS della Brianza



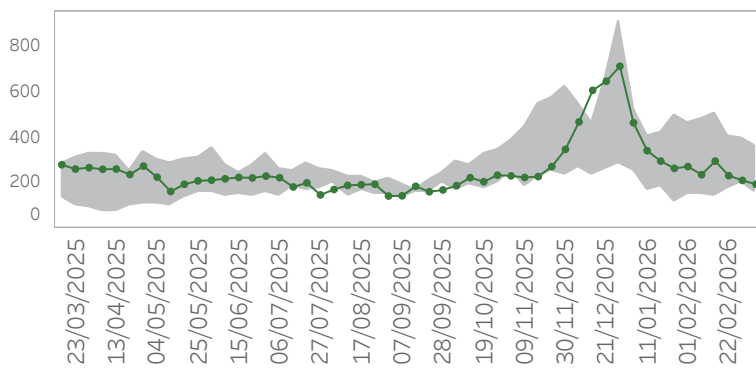
ATS di Bergamo



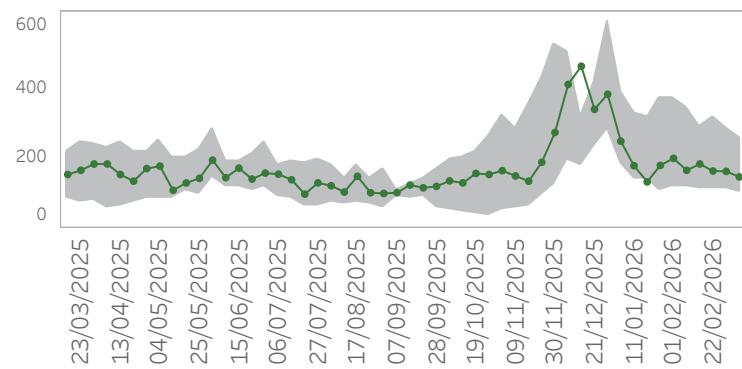
ATS di Brescia



ATS della Val Padana



ATS di Pavia



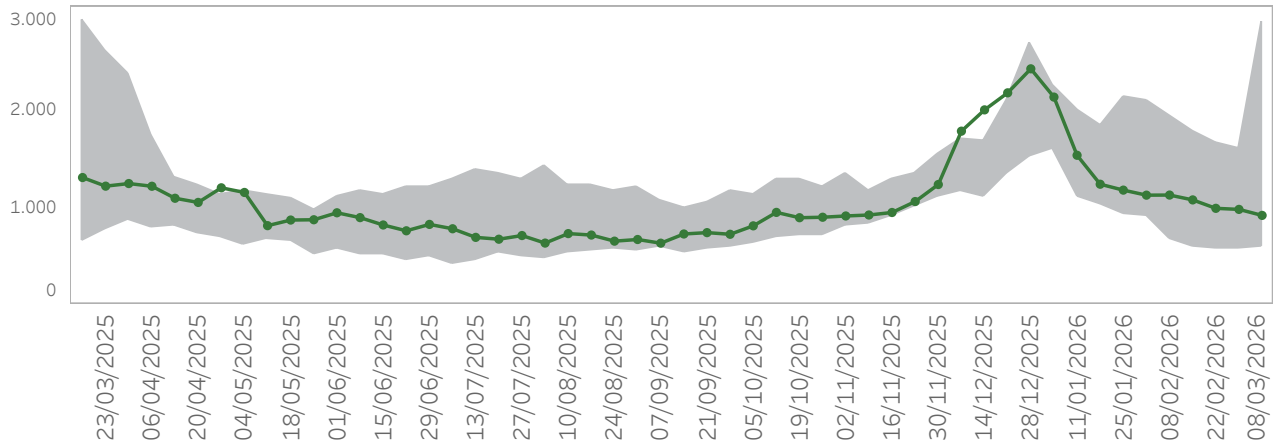
Ultimo giorno di analisi: 08/03/2026

Accessi per ATS con ILI

ATS	Settimana	2022	2023	2024	2025	2026
ATS DELLA CITTA' METROPOLITANA DI MILANO	5	562	1.009	899	1.733	871
	6	479	964	936	1.484	829
	7	494	1.059	900	1.449	907
	8	570	1.098	982	1.261	888
	9	609	1.039	904	1.254	924
	10	747	1.074	990	1.080	781
ATS DELL'INSUBRIA	5	172	357	274	491	272
	6	166	386	287	467	272
	7	147	382	285	407	263
	8	191	362	287	438	230
	9	203	379	279	327	233
	10	246	381	289	345	227
ATS DELLA MONTAGNA	5	36	77	121	244	93
	6	40	94	124	226	124
	7	33	102	127	193	110
	8	38	106	112	157	117
	9	53	95	96	166	85
	10	63	87	132	160	90
ATS DELLA BRIANZA	5	127	318	280	511	327
	6	137	303	334	484	330
	7	140	390	283	410	286
	8	191	315	295	387	281
	9	174	313	286	366	257
	10	200	327	314	321	253
ATS DI BERGAMO	5	142	335	290	516	321
	6	140	299	280	486	251
	7	147	341	282	479	287
	8	164	324	253	377	237
	9	186	305	301	344	273
	10	225	314	243	290	290
ATS DI BRESCIA	5	205	517	447	786	442
	6	187	483	497	712	418
	7	235	536	459	713	400
	8	234	539	451	589	371
	9	292	472	436	576	344
	10	297	503	406	525	360
ATS DELLA VAL PADANA	5	149	286	270	468	273
	6	148	324	251	484	237
	7	145	267	258	510	297
	8	181	340	258	409	233
	9	205	316	229	394	212
	10	223	356	263	366	195
ATS DI PAVIA	5	123	230	186	372	200
	6	120	256	197	345	166
	7	117	283	173	292	184
	8	115	317	171	271	164
	9	113	282	165	220	163
	10	140	255	216	207	147

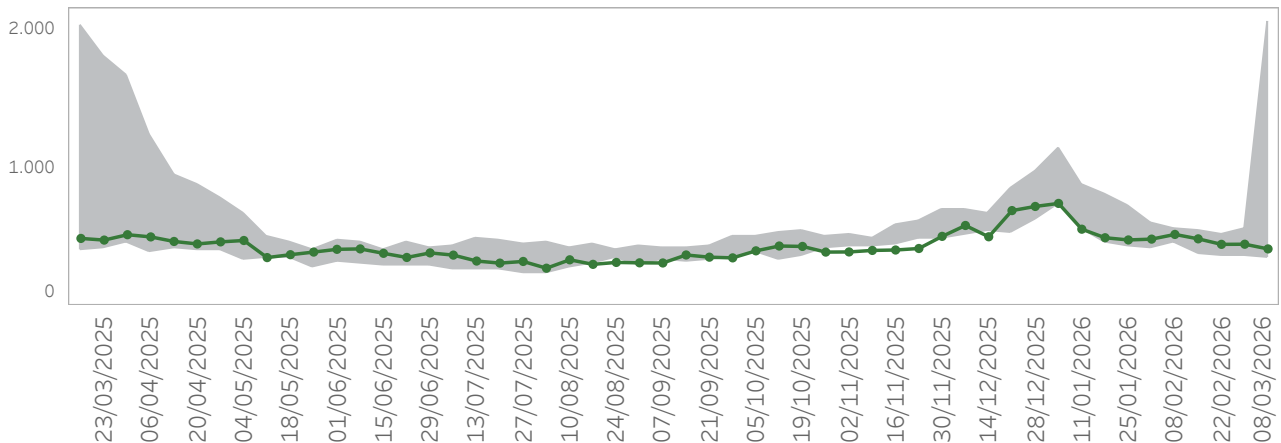
Ultimo giorno di analisi: 08/03/2026

Accessi in Pronto Soccorso con POLMONITI



Settimana	2022	2023	2024	2025	2026
5	915	1.041	1.003	2.092	1.127
6	672	1.043	1.073	1.935	1.128
7	589	1.161	951	1.776	1.078
8	582	1.116	928	1.659	991
9	575	967	927	1.613	980
10	601	983	993	1.431	918

Ricoveri da Pronto Soccorso con POLMONITI

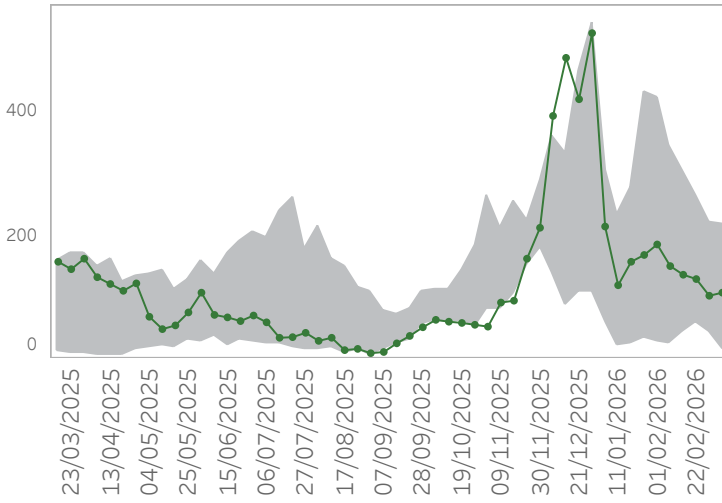


Settimana	2022	2023	2024	2025	2026
5	600	514	424	593	484
6	469	501	456	556	518
7	369	537	420	534	486
8	364	504	398	514	446
9	365	469	429	550	447
10	349	468	448	518	413

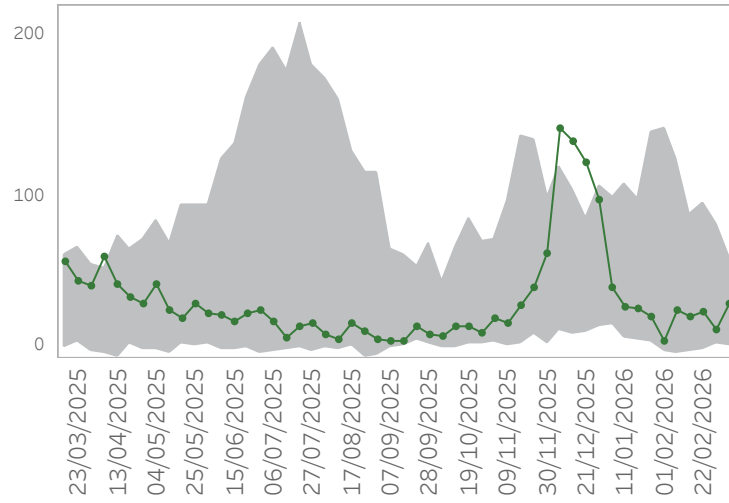
Ultimo giorno di analisi: 08/03/2026

Accessi per fascia d'età con POLMONITI

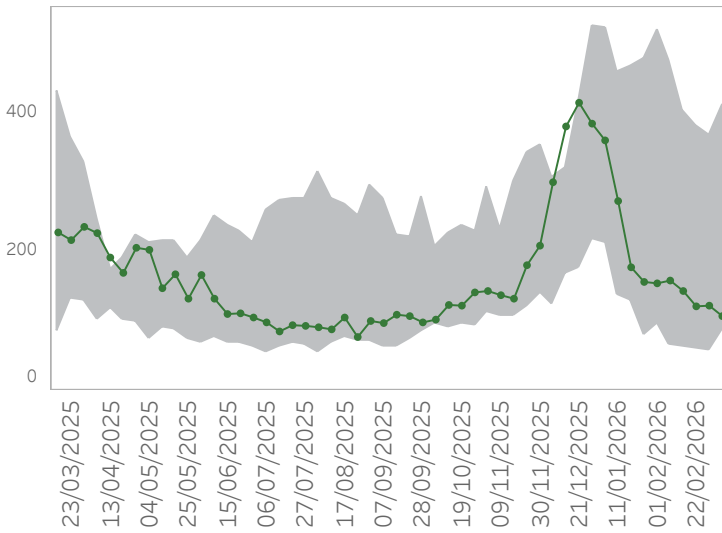
0-9



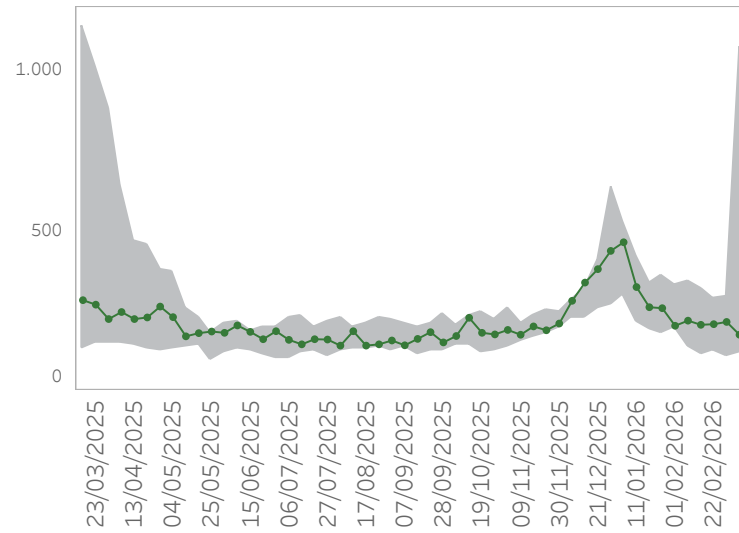
10-19



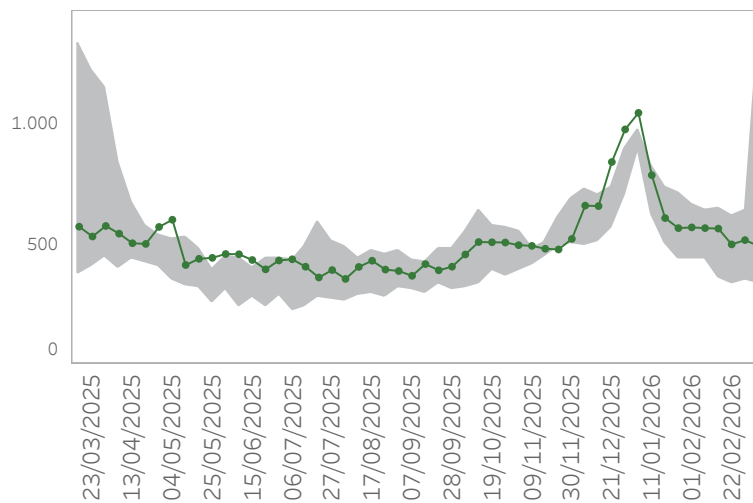
20-49



50-70



70+



Ultimo giorno di analisi: 08/03/2026

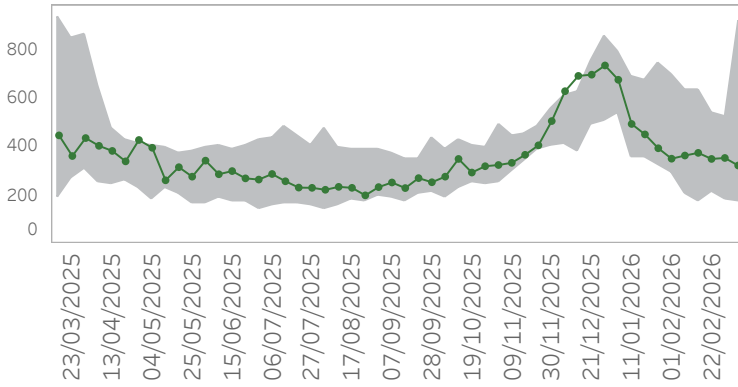
Accessi per fascia d'età con POLMONITI

Fascia d'età	Settimana	2022	2023	2024	2025	2026
0-9	5	27	142	144	422	185
	6	24	164	145	344	150
	7	44	159	108	305	136
	8	59	150	127	263	129
	9	45	143	138	221	102
	10	45	128	145	217	107
10-19	5	5	31	35	142	11
	6	3	41	40	123	30
	7	5	36	38	89	26
	8	6	42	37	96	29
	9	10	23	46	83	18
	10	11	32	40	62	34
20-49	5	97	162	182	517	154
	6	65	171	179	472	158
	7	63	209	156	402	143
	8	60	184	153	381	121
	9	59	155	142	366	122
	10	88	143	166	303	107
50-70	5	208	210	200	327	203
	6	136	203	201	341	219
	7	116	212	168	316	206
	8	124	221	182	288	208
	9	110	179	185	291	215
	10	122	186	199	263	175
70+	5	577	496	441	662	570
	6	444	464	502	637	567
	7	361	545	477	645	565
	8	333	519	428	616	499
	9	351	467	412	642	517
	10	335	493	442	576	493

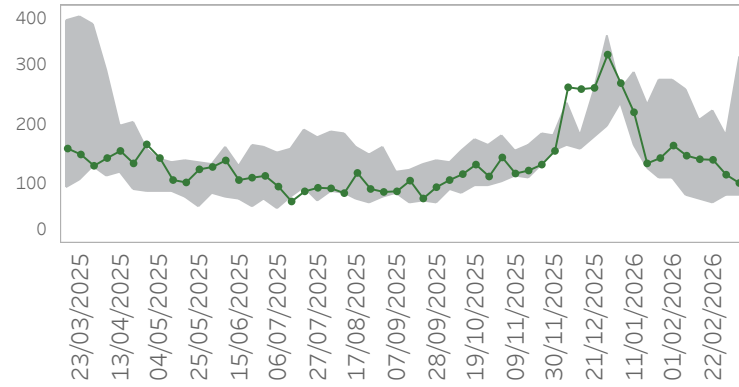
Ultimo giorno di analisi: **08/03/2026**

Accessi per ATS con POLMONITI

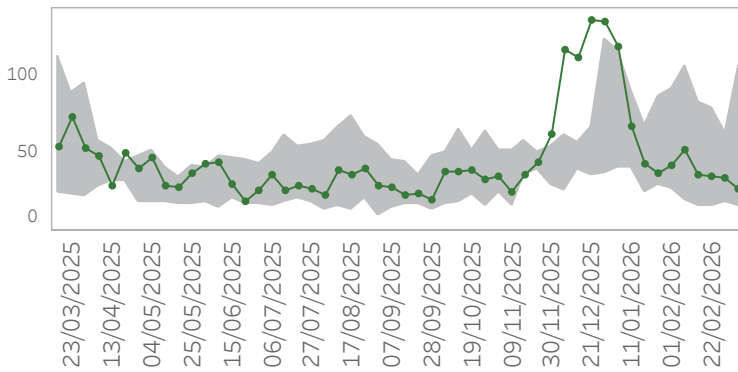
ATS della città Metropolitana di Milano



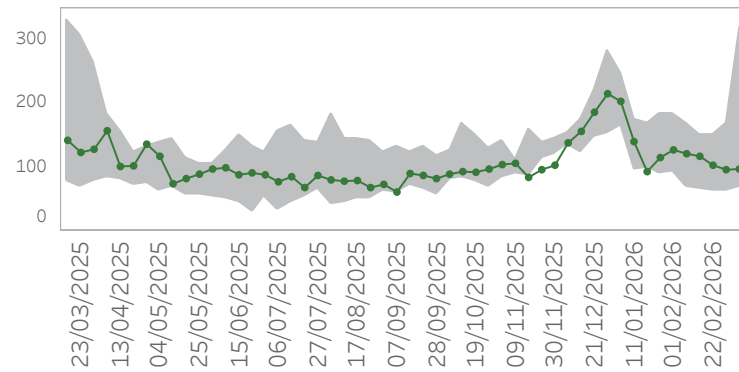
ATS dell'Insubria



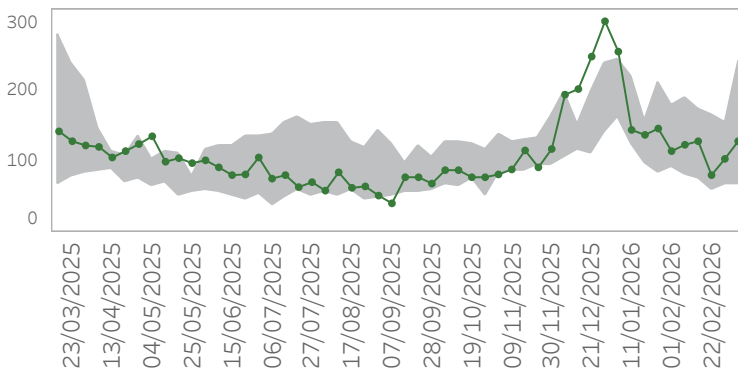
ATS della Montagna



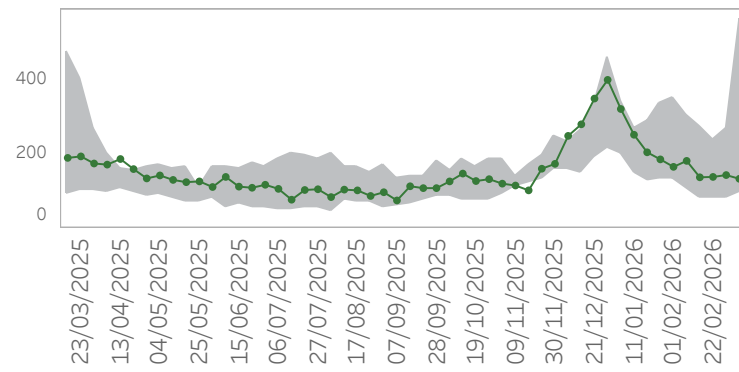
ATS della Brianza



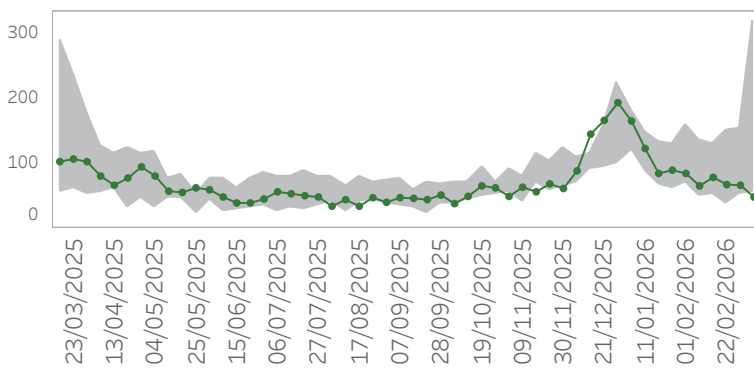
ATS di Bergamo



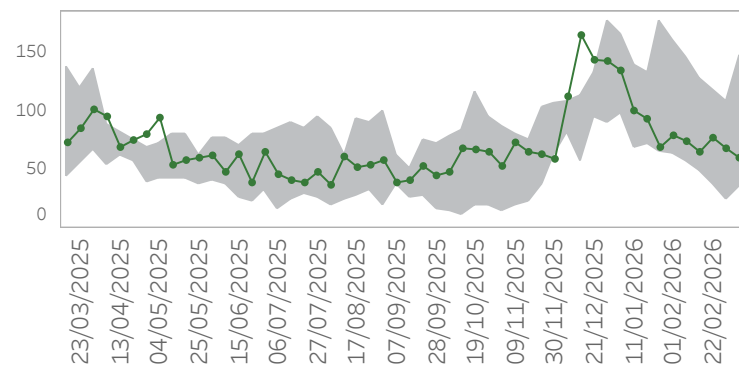
ATS di Brescia



ATS della Val Padana



ATS di Pavia



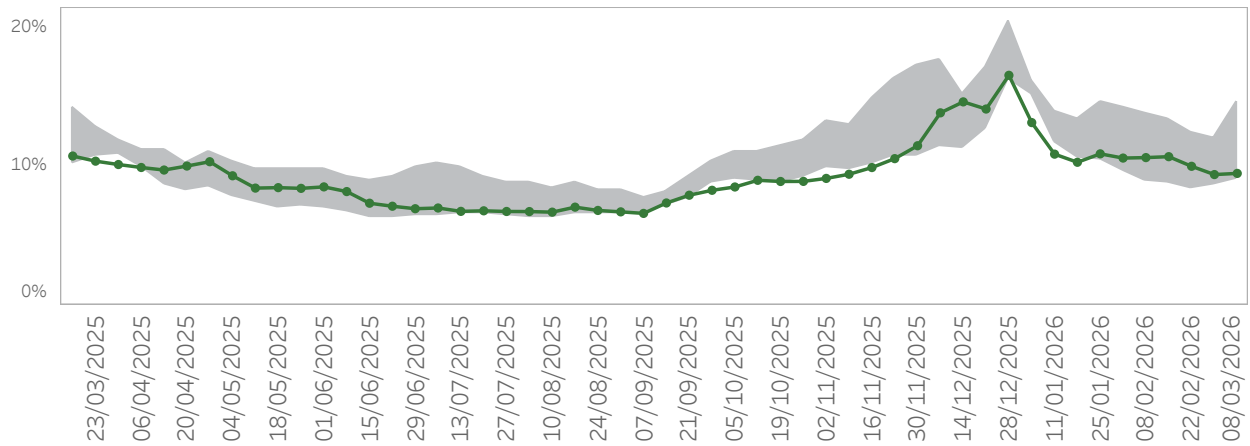
Ultimo giorno di analisi: 08/03/2026

Accessi per ATS con POLMONITI

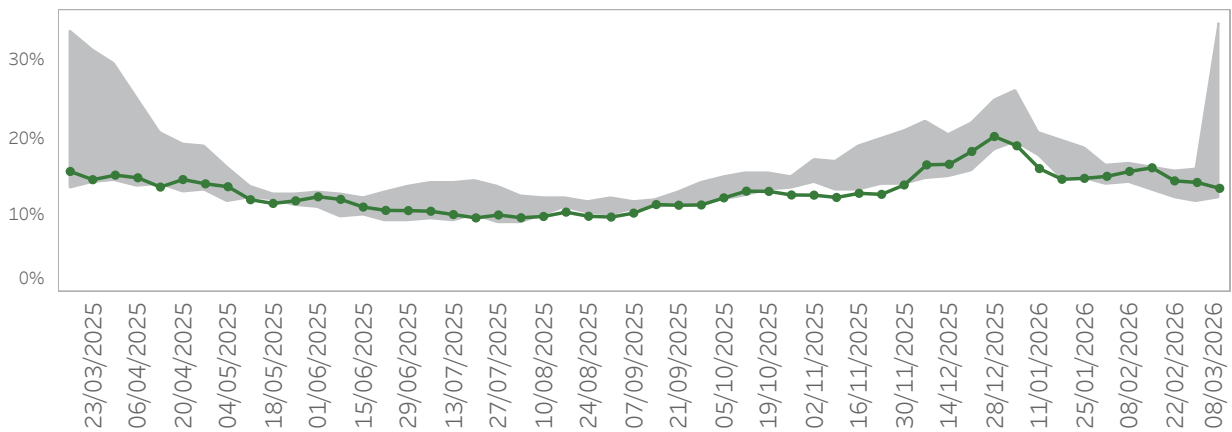
ATS	Settimana	2022	2023	2024	2025	2026
ATS DELLA CITTA' METROPOLITANA DI MILANO	5	293	343	333	696	350
	6	204	361	400	632	363
	7	171	383	329	630	374
	8	217	362	301	540	349
	9	182	334	351	524	353
	10	177	360	359	452	322
ATS DELL'INSUBRIA	5	125	137	109	274	165
	6	82	165	117	257	148
	7	74	162	105	208	142
	8	69	172	114	224	141
	9	80	124	110	182	116
	10	81	150	117	195	102
ATS DELLA MONTAGNA	5	27	38	41	91	42
	6	20	41	36	106	52
	7	16	45	43	82	36
	8	16	32	37	79	35
	9	18	41	34	62	34
	10	16	43	48	60	27
ATS DELLA BRIANZA	5	93	102	113	182	127
	6	68	90	118	167	121
	7	67	109	104	151	117
	8	62	101	96	151	103
	9	64	103	98	167	96
	10	68	90	110	137	97
ATS DI BERGAMO	5	93	107	115	180	115
	6	81	92	86	190	124
	7	77	117	98	174	129
	8	61	126	99	165	81
	9	67	84	87	154	104
	10	69	78	90	132	129
ATS DI BRESCIA	5	133	167	158	351	165
	6	110	138	151	305	181
	7	83	182	139	274	137
	8	82	147	141	234	138
	9	82	139	127	265	143
	10	99	113	123	232	133
ATS DELLA VAL PADANA	5	80	83	69	158	84
	6	50	87	84	134	65
	7	52	71	63	130	78
	8	38	90	74	149	67
	9	57	71	52	152	66
	10	56	80	61	127	48
ATS DI PAVIA	5	71	64	65	160	79
	6	57	69	81	144	74
	7	49	92	70	127	65
	8	37	86	66	117	77
	9	25	71	68	107	68
	10	35	69	85	96	60

3. PERCENTUALE ACCESSI

Ultimo giorno di analisi: 08/03/2026

% Accessi in Pronto Soccorso con SINDROMI RESPIRATORIE

Settimana	2022	2023	2024	2025	2026
5	9,62%	12,01%	10,80%	14,12%	10,58%
6	8,94%	11,76%	10,86%	13,76%	10,61%
7	8,78%	12,03%	10,69%	13,32%	10,68%
8	8,40%	11,99%	10,47%	12,39%	9,98%
9	8,68%	11,62%	10,77%	12,00%	9,39%
10	9,07%	11,46%	10,82%	11,29%	9,47%

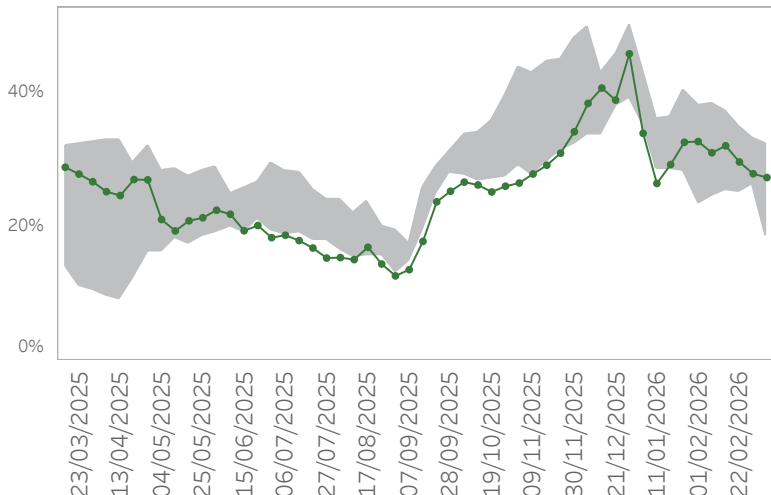
% di Ricoverati da Pronto Soccorso con SINDROMI RESPIRATORIE

Settimana	2022	2023	2024	2025	2026
5	15,94%	16,07%	14,02%	16,52%	15,02%
6	14,24%	15,29%	15,02%	16,61%	15,66%
7	13,11%	15,96%	14,34%	16,15%	16,13%
8	12,29%	15,70%	14,36%	15,05%	14,44%
9	11,66%	15,09%	14,02%	15,92%	14,23%
10	12,12%	14,69%	14,00%	15,05%	13,47%

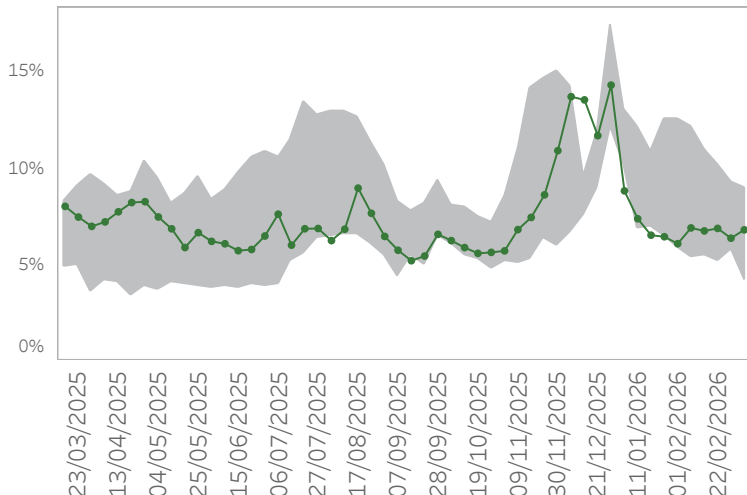
Ultimo giorno di analisi: 08/03/2026

% Accessi per fascia d'età con SINDROMI RESPIRATORIE

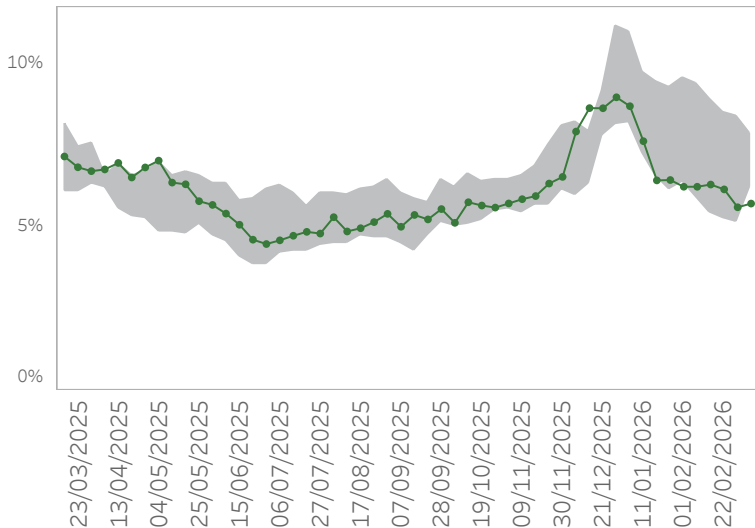
0-9



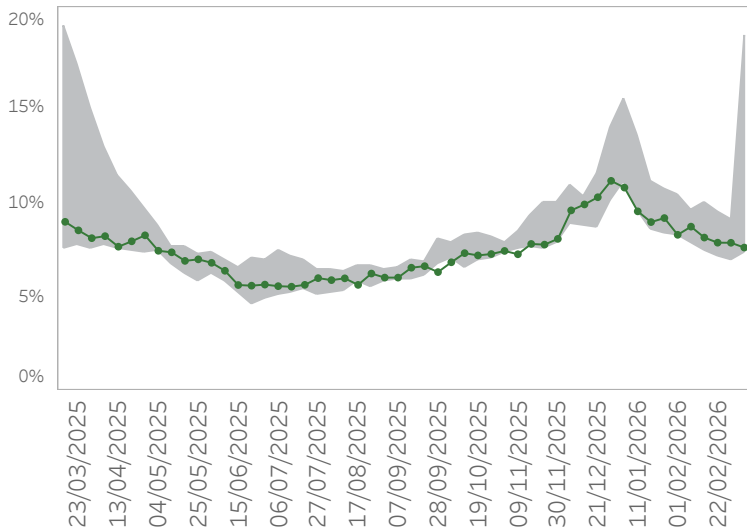
10-19



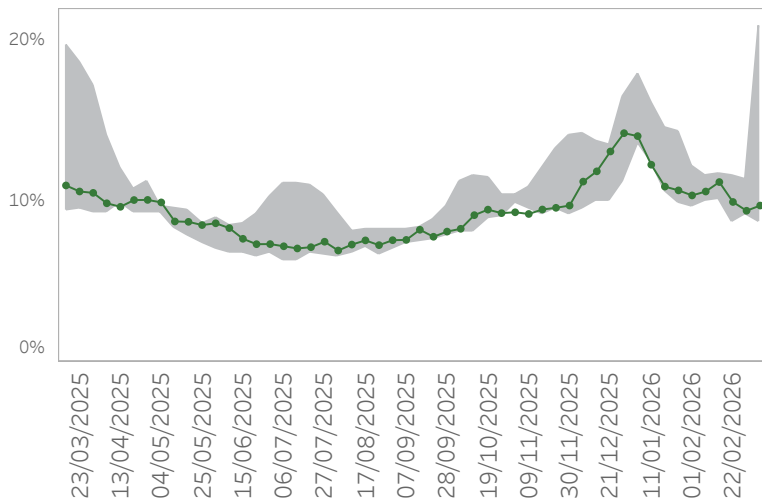
20-49



50-70



70+



Ultimo giorno di analisi: 08/03/2026

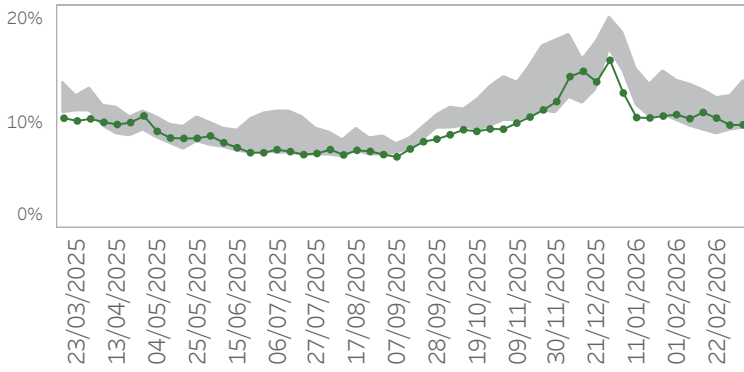
% Accessi per fascia d'età con SINDROMI RESPIRATORIE

Fascia d'età	Settimana	2022	2023	2024	2025	2026
0-9	5	23,40%	35,43%	33,12%	38,11%	32,76%
	6	24,75%	33,71%	31,95%	38,29%	31,08%
	7	25,43%	35,03%	30,68%	37,37%	32,12%
	8	25,23%	33,80%	30,48%	34,91%	29,71%
	9	26,31%	33,28%	30,71%	32,85%	27,95%
	10	25,20%	32,48%	31,69%	31,22%	27,38%
10-19	5	5,89%	8,04%	7,28%	12,54%	6,08%
	6	5,33%	7,87%	7,99%	12,17%	6,90%
	7	5,44%	8,65%	7,48%	10,91%	6,74%
	8	5,22%	8,00%	7,91%	10,17%	6,87%
	9	5,78%	7,62%	8,67%	9,29%	6,37%
	10	6,75%	7,57%	8,36%	8,94%	6,80%
20-49	5	6,36%	6,49%	6,45%	9,50%	6,21%
	6	5,87%	7,04%	6,34%	9,36%	6,21%
	7	5,45%	6,91%	6,45%	8,85%	6,28%
	8	5,23%	7,02%	6,26%	8,48%	6,13%
	9	5,12%	6,78%	6,40%	8,36%	5,59%
	10	6,18%	6,62%	6,56%	7,64%	5,70%
50-70	5	8,51%	9,20%	8,26%	10,37%	8,27%
	6	7,83%	8,73%	8,44%	9,51%	8,70%
	7	7,39%	8,61%	8,26%	9,94%	8,12%
	8	7,12%	8,91%	8,27%	9,43%	7,85%
	9	6,93%	8,54%	8,33%	9,08%	7,85%
	10	7,36%	8,68%	8,23%	8,70%	7,59%
70+	5	12,08%	11,24%	9,66%	11,56%	10,34%
	6	10,14%	10,63%	10,03%	11,49%	10,58%
	7	10,08%	11,11%	10,14%	11,70%	11,16%
	8	8,70%	11,54%	9,61%	10,74%	9,93%
	9	9,14%	10,99%	9,84%	11,27%	9,38%
	10	8,69%	10,92%	9,43%	10,74%	9,71%

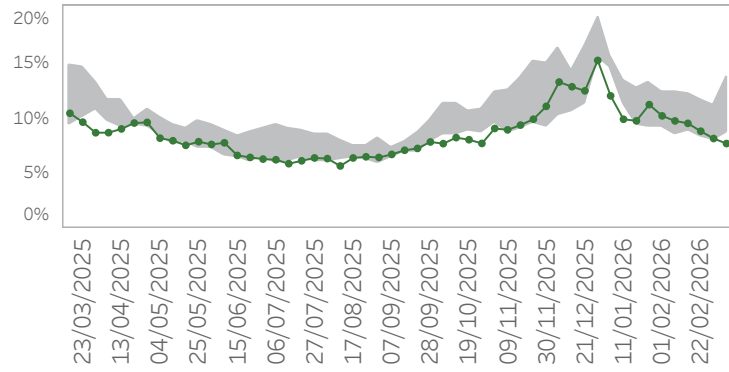
Ultimo giorno di analisi: **08/03/2026**

% Accessi per ATS con SINDROMI RESPIRATORIE

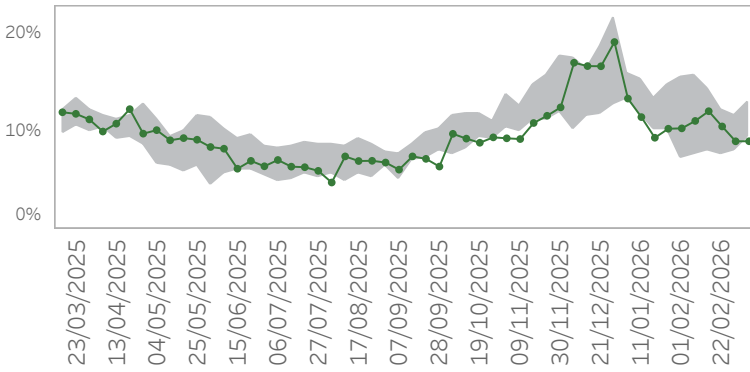
ATS della città Metropolitana di Milano



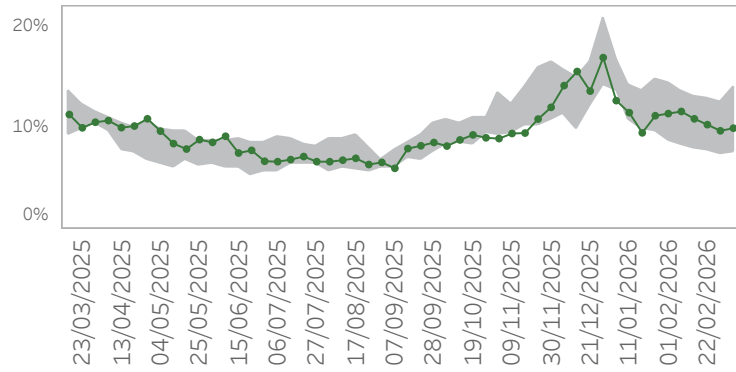
ATS dell'Insubria



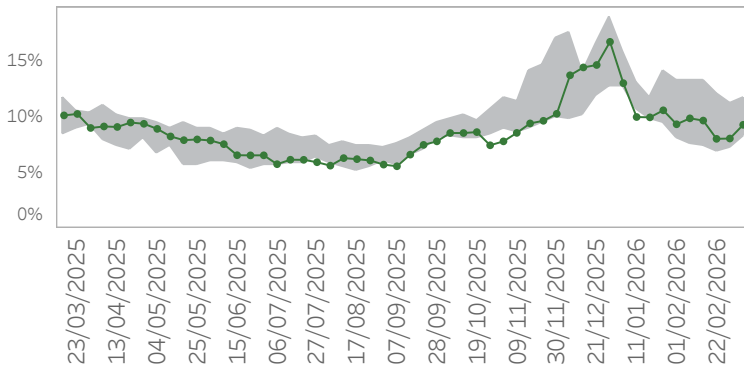
ATS della Montagna



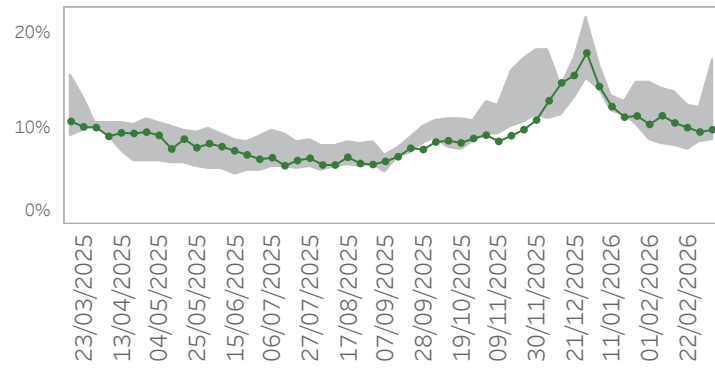
ATS della Brianza



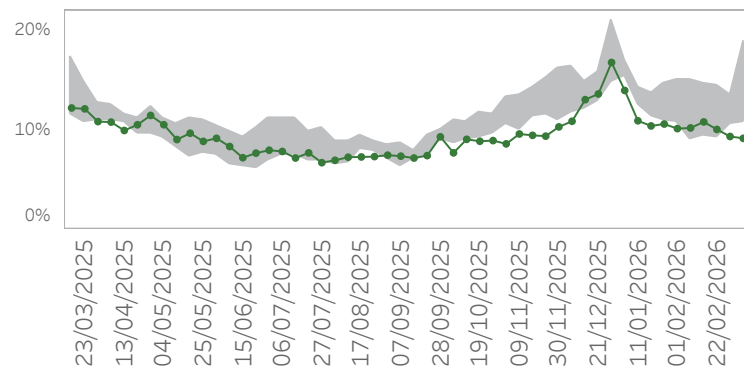
ATS di Bergamo



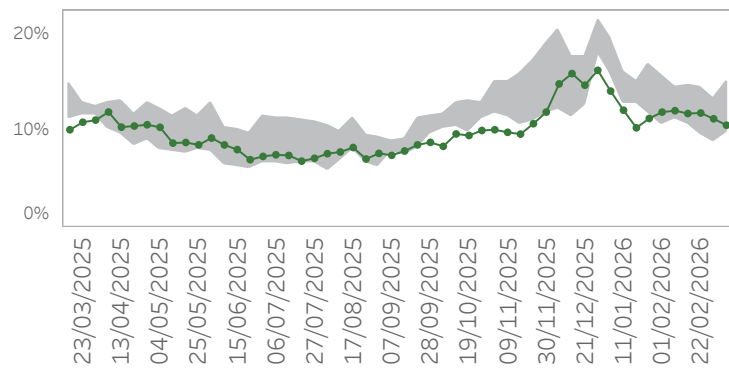
ATS di Brescia



ATS della Val Padana



ATS di Pavia

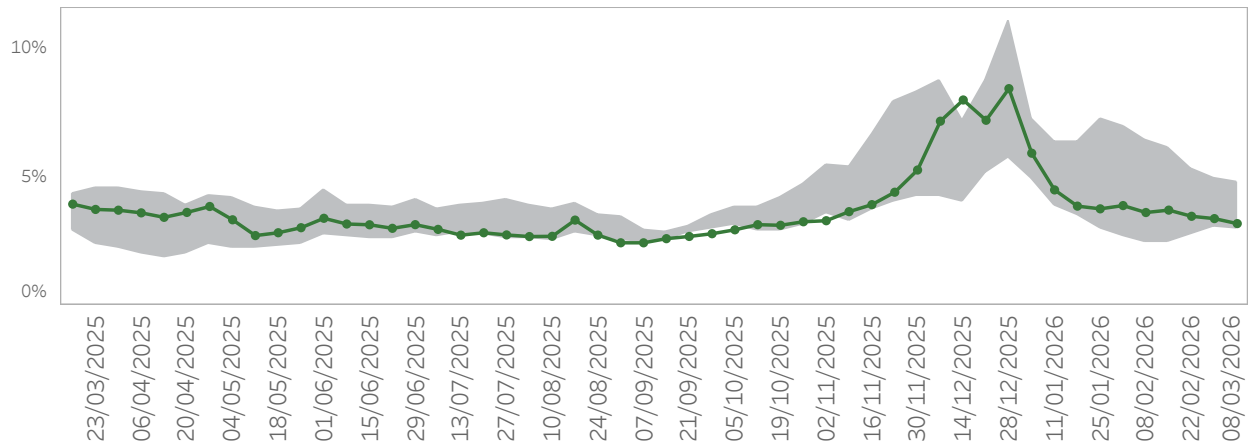


Ultimo giorno di analisi: 08/03/2026

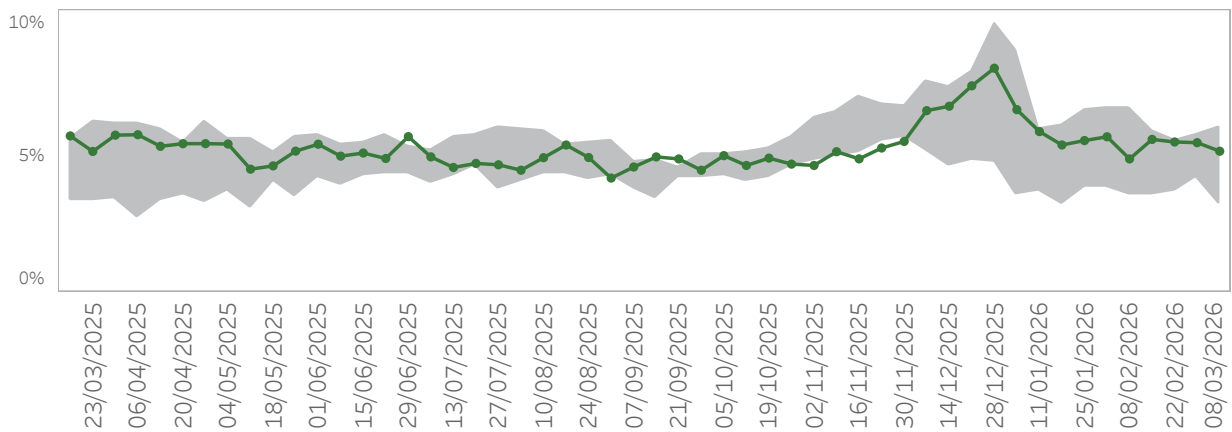
% Accessi per ATS con SINDROMI RESPIRATORIE

ATS	Settimana	2022	2023	2024	2025	2026
ATS DELLA CITTA' METROPOLITANA DI MILANO	5	10,23%	12,54%	10,71%	14,00%	10,78%
	6	9,63%	12,04%	10,93%	13,69%	10,40%
	7	9,22%	12,57%	10,86%	13,14%	10,99%
	8	8,95%	12,38%	10,63%	12,03%	10,45%
	9	9,34%	12,47%	10,86%	11,96%	9,79%
	10	9,41%	11,86%	11,05%	11,11%	9,81%
ATS DELL'INSUBRIA	5	10,21%	10,94%	9,25%	12,50%	10,26%
	6	8,53%	11,46%	9,88%	12,36%	9,80%
	7	8,93%	11,38%	9,68%	12,22%	9,58%
	8	8,40%	11,62%	9,44%	11,75%	8,86%
	9	8,06%	10,66%	10,58%	11,14%	8,20%
	10	8,82%	11,20%	10,42%	10,04%	7,74%
ATS DELLA MONTAGNA	5	7,28%	12,27%	11,48%	15,60%	10,33%
	6	7,72%	10,86%	11,27%	15,67%	11,09%
	7	7,98%	11,96%	9,90%	14,44%	12,09%
	8	7,69%	10,03%	10,51%	12,29%	10,53%
	9	8,16%	11,69%	11,25%	11,65%	9,01%
	10	9,36%	11,29%	11,55%	10,95%	9,01%
ATS DELLA BRIANZA	5	8,64%	11,07%	10,85%	14,36%	11,37%
	6	8,32%	10,54%	10,43%	13,61%	11,58%
	7	7,99%	10,65%	9,66%	12,97%	10,86%
	8	7,78%	10,93%	10,12%	12,81%	10,28%
	9	7,30%	10,66%	10,10%	12,56%	9,68%
	10	7,60%	10,06%	10,60%	12,04%	9,94%
ATS DI BERGAMO	5	8,16%	10,66%	10,43%	13,27%	9,33%
	6	7,61%	9,92%	9,95%	13,20%	9,86%
	7	7,33%	10,63%	10,30%	13,21%	9,66%
	8	6,86%	11,35%	10,25%	12,08%	8,02%
	9	7,21%	10,73%	10,57%	11,12%	8,05%
	10	8,27%	10,46%	9,59%	10,01%	9,28%
ATS DI BRESCIA	5	8,87%	12,49%	10,86%	14,89%	10,45%
	6	8,38%	12,50%	11,33%	14,20%	11,35%
	7	8,24%	12,23%	10,82%	13,72%	10,61%
	8	7,85%	11,90%	10,25%	12,47%	10,12%
	9	8,69%	10,80%	10,60%	12,29%	9,66%
	10	8,75%	10,91%	9,96%	12,20%	9,90%
ATS DELLA VAL PADANA	5	10,80%	11,92%	12,47%	14,96%	10,11%
	6	8,96%	12,80%	11,71%	15,04%	10,18%
	7	9,51%	12,26%	12,30%	14,70%	10,78%
	8	9,23%	12,26%	11,56%	14,33%	10,03%
	9	10,48%	11,97%	10,81%	13,46%	9,32%
	10	10,81%	12,44%	12,18%	13,40%	9,14%
ATS DI PAVIA	5	10,73%	14,25%	12,92%	15,68%	11,93%
	6	11,19%	13,88%	12,53%	14,51%	12,07%
	7	10,65%	14,60%	12,67%	14,29%	11,78%
	8	9,72%	14,42%	11,80%	13,05%	11,83%
	9	8,88%	13,30%	12,24%	12,16%	11,24%
	10	9,85%	14,02%	12,34%	11,61%	10,58%

Ultimo giorno di analisi: 08/03/2026

% Accessi in Pronto Soccorso con ILI

Settimana	2022	2023	2024	2025	2026
5	2,69%	4,74%	4,01%	6,93%	3,88%
6	2,44%	4,77%	4,08%	6,44%	3,61%
7	2,46%	4,92%	3,93%	6,12%	3,70%
8	2,74%	5,03%	3,93%	5,29%	3,46%
9	3,06%	4,78%	3,84%	4,95%	3,37%
10	3,50%	4,76%	4,04%	4,55%	3,18%

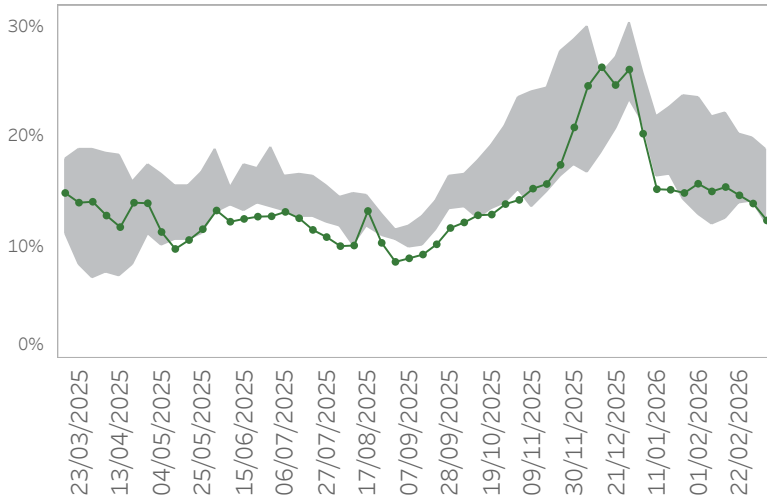
% di Ricoverati da Pronto Soccorso con ILI

Settimana	2022	2023	2024	2025	2026
5	3,87%	5,68%	5,62%	6,78%	5,73%
6	3,61%	5,61%	5,48%	6,81%	4,91%
7	3,59%	5,65%	5,50%	5,96%	5,63%
8	3,77%	5,59%	5,04%	5,58%	5,54%
9	4,22%	5,59%	5,46%	5,78%	5,51%
10	3,98%	5,67%	6,11%	5,94%	5,20%

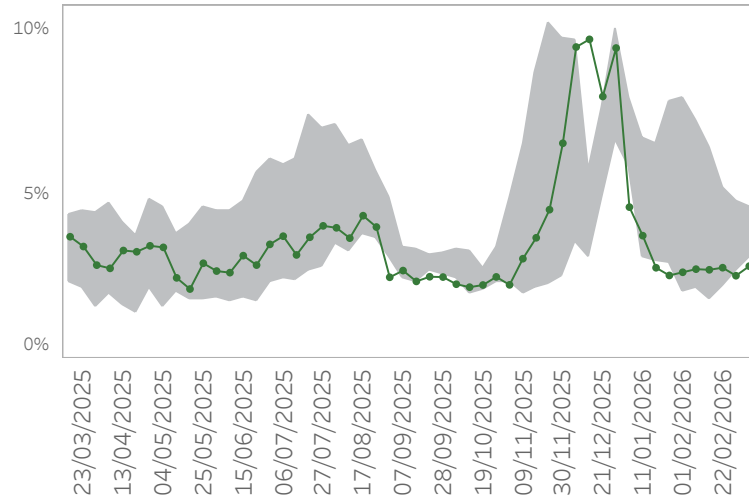
Ultimo giorno di analisi: 08/03/2026

% Accessi per fascia d'età con ILI

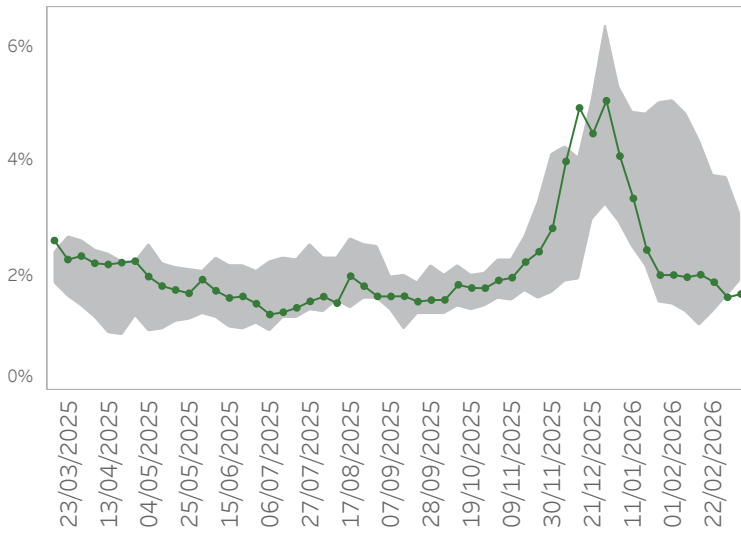
0-9



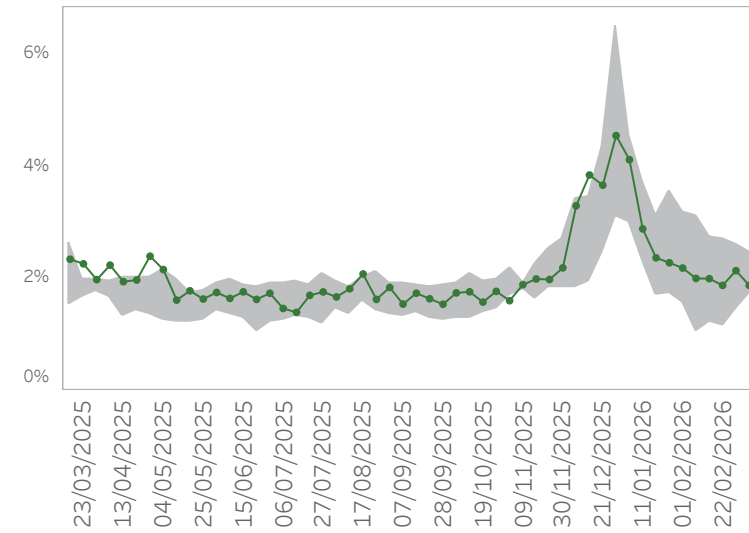
10-19



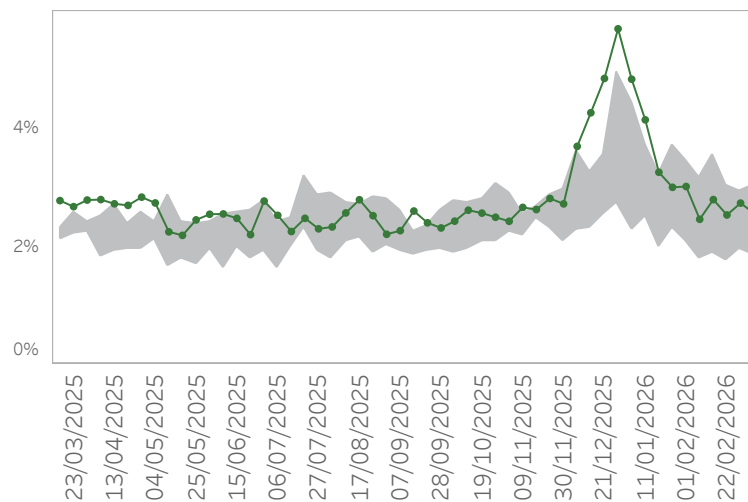
20-49



50-70



70+



Ultimo giorno di analisi: 08/03/2026

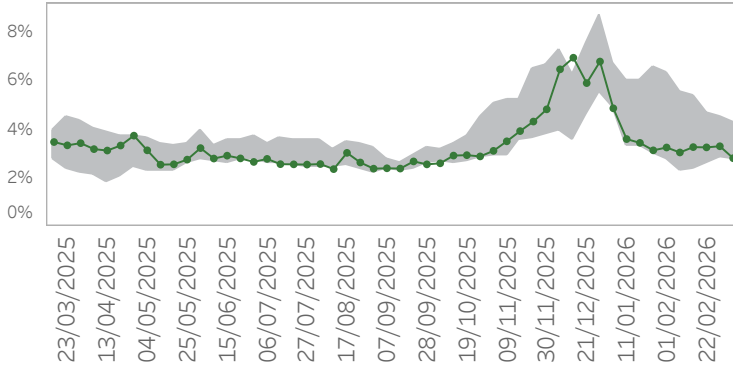
% Accessi per fascia d'età con ILI

Fascia d'età	Settimana	2022	2023	2024	2025	2026
0-9	5	13,00%	19,54%	16,70%	23,45%	15,80%
	6	12,19%	19,40%	16,45%	21,88%	15,11%
	7	12,63%	20,53%	16,13%	22,13%	15,50%
	8	13,96%	20,19%	15,89%	19,53%	14,75%
	9	14,24%	19,85%	15,35%	17,81%	14,01%
	10	14,84%	18,81%	16,30%	16,68%	12,49%
10-19	5	2,05%	3,77%	2,72%	7,86%	2,62%
	6	2,16%	3,80%	3,84%	7,18%	2,71%
	7	1,78%	4,17%	3,58%	6,39%	2,69%
	8	2,19%	4,58%	3,82%	5,16%	2,76%
	9	2,68%	3,54%	3,87%	4,75%	2,51%
	10	3,44%	4,09%	3,79%	4,60%	2,80%
20-49	5	1,50%	2,55%	2,27%	5,06%	2,02%
	6	1,36%	2,51%	2,10%	4,81%	1,98%
	7	1,14%	2,79%	2,07%	4,35%	2,02%
	8	1,36%	2,79%	2,17%	3,75%	1,89%
	9	1,63%	2,74%	2,02%	3,70%	1,63%
	10	2,25%	2,55%	2,08%	3,08%	1,69%
50-70	5	1,56%	2,06%	2,19%	3,16%	2,18%
	6	1,06%	2,08%	2,03%	3,10%	2,00%
	7	1,24%	1,89%	1,86%	2,73%	1,99%
	8	1,17%	2,02%	1,86%	2,70%	1,87%
	9	1,47%	1,92%	1,65%	2,58%	2,13%
	10	1,73%	2,10%	1,93%	2,44%	1,87%
70+	5	2,07%	2,57%	2,28%	3,46%	3,02%
	6	1,78%	2,68%	2,55%	3,16%	2,46%
	7	1,89%	2,33%	2,39%	3,54%	2,79%
	8	1,75%	2,75%	2,35%	3,04%	2,53%
	9	1,94%	2,31%	2,42%	2,94%	2,73%
	10	1,85%	2,73%	2,42%	3,02%	2,56%

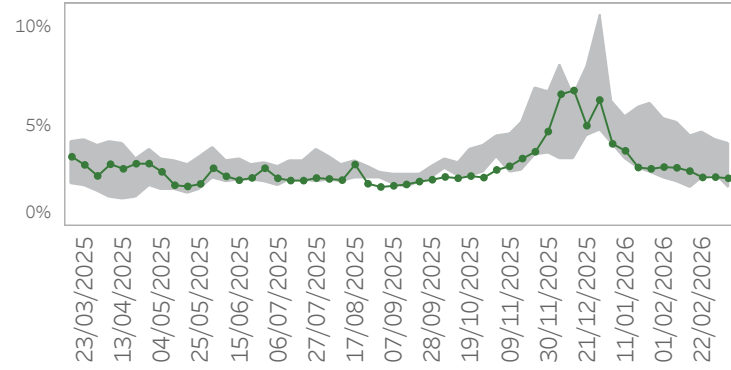
Ultimo giorno di analisi: 08/03/2026

% Accessi per ATS con ILI

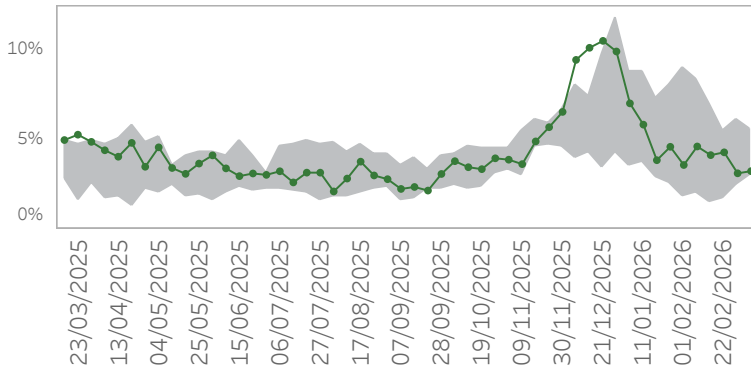
ATS della città Metropolitana di Milano



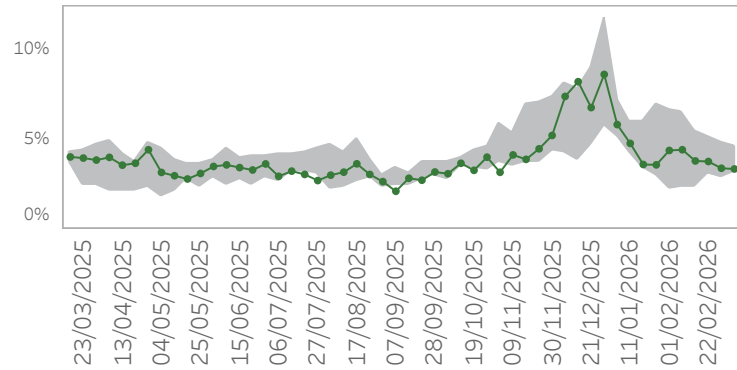
ATS dell'Insubria



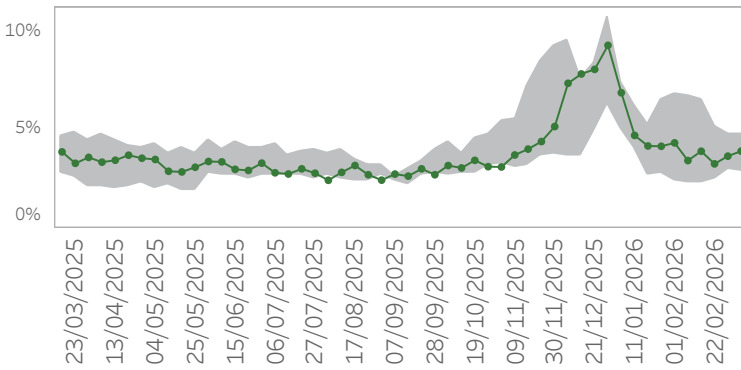
ATS della Montagna



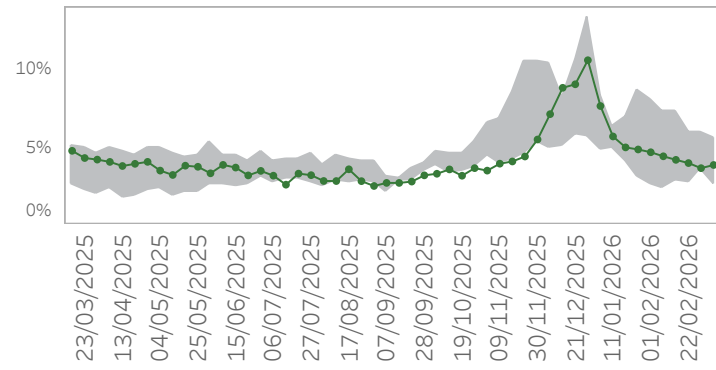
ATS della Brianza



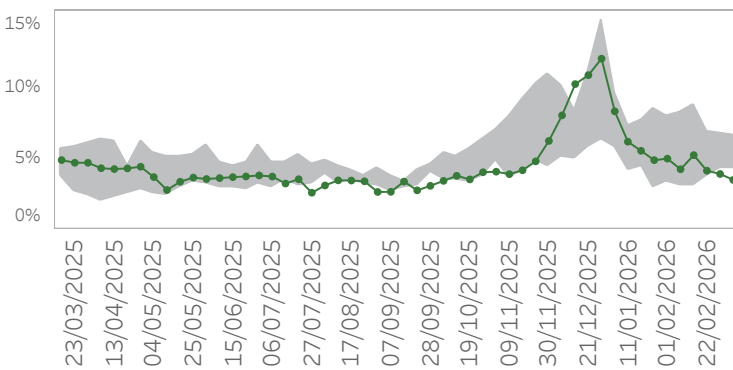
ATS di Bergamo



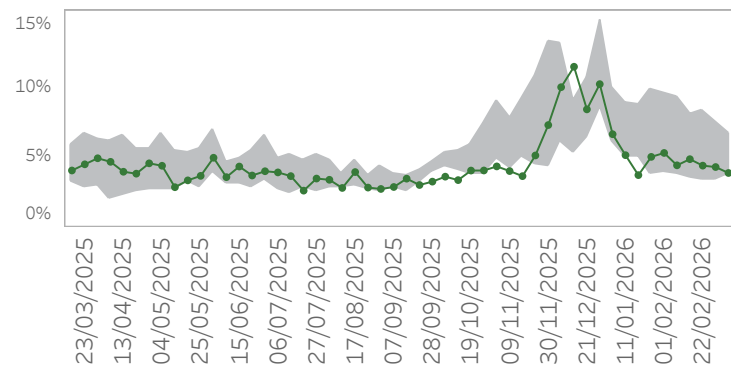
ATS di Brescia



ATS della Val Padana



ATS di Pavia

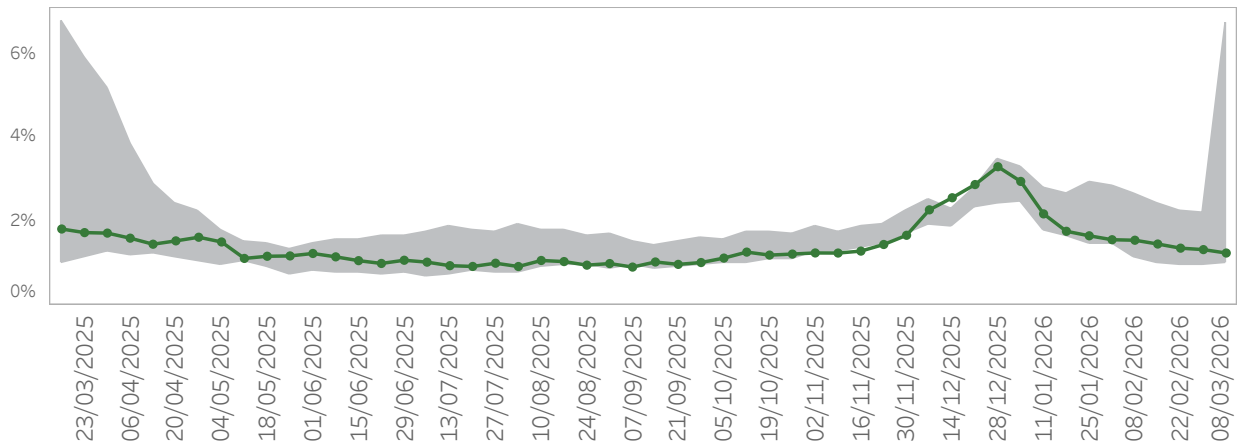


Ultimo giorno di analisi: 08/03/2026

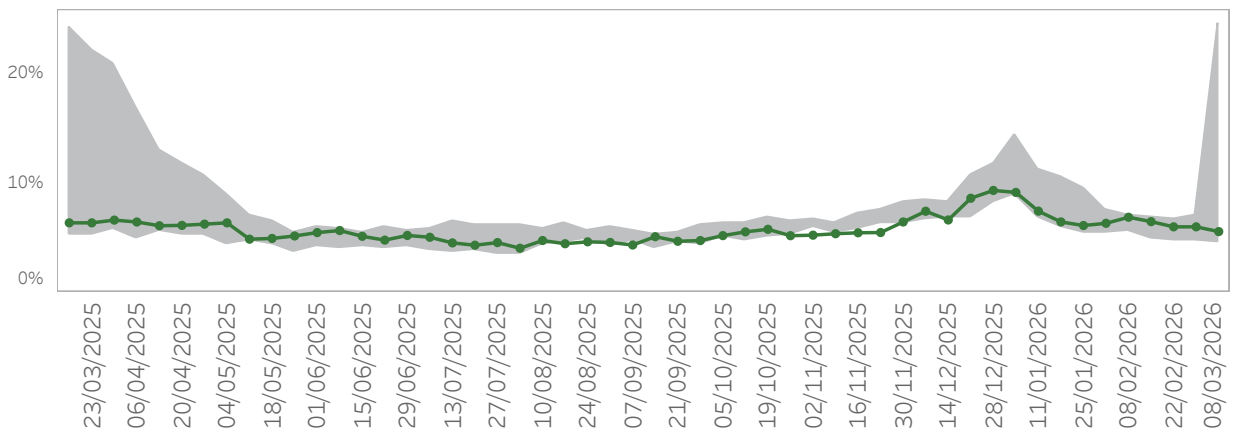
% Accessi per ATS con ILI

ATS	Settimana	2022	2023	2024	2025	2026
ATS DELLA CITTA' METROPOLITANA DI MILANO	5	2,80%	4,26%	3,49%	6,37%	3,26%
	6	2,30%	4,18%	3,49%	5,55%	3,06%
	7	2,35%	4,36%	3,43%	5,40%	3,28%
	8	2,62%	4,50%	3,64%	4,69%	3,27%
	9	2,84%	4,29%	3,45%	4,54%	3,31%
	10	3,42%	4,26%	3,70%	4,00%	2,82%
ATS DELL'INSUBRIA	5	2,40%	4,15%	3,13%	5,37%	2,97%
	6	2,25%	4,61%	3,32%	5,14%	2,93%
	7	1,93%	4,40%	3,23%	4,48%	2,77%
	8	2,38%	4,17%	3,28%	4,70%	2,45%
	9	2,59%	4,28%	3,28%	3,61%	2,46%
	10	3,19%	4,15%	3,36%	3,69%	2,41%
ATS DELLA MONTAGNA	5	1,83%	3,56%	4,58%	8,96%	3,55%
	6	2,06%	3,80%	4,57%	8,26%	4,57%
	7	1,49%	4,01%	4,52%	6,88%	4,09%
	8	1,66%	4,24%	4,16%	5,44%	4,25%
	9	2,39%	4,21%	3,78%	6,05%	3,09%
	10	2,92%	3,75%	4,89%	5,56%	3,21%
ATS DELLA BRIANZA	5	2,18%	4,54%	3,96%	6,61%	4,34%
	6	2,34%	4,41%	4,49%	6,44%	4,38%
	7	2,32%	5,38%	3,82%	5,43%	3,76%
	8	3,08%	4,63%	3,93%	5,12%	3,73%
	9	2,89%	4,50%	3,90%	4,78%	3,36%
	10	3,22%	4,59%	4,34%	4,37%	3,32%
ATS DI BERGAMO	5	2,41%	4,88%	4,17%	6,81%	4,31%
	6	2,29%	4,26%	4,00%	6,63%	3,42%
	7	2,33%	4,77%	4,07%	6,50%	3,89%
	8	2,50%	4,83%	3,59%	5,08%	3,26%
	9	2,96%	4,69%	4,20%	4,72%	3,65%
	10	3,51%	4,78%	3,52%	4,08%	3,90%
ATS DI BRESCIA	5	2,61%	5,62%	4,87%	8,01%	4,67%
	6	2,30%	5,41%	5,17%	7,25%	4,41%
	7	2,87%	5,66%	4,87%	7,37%	4,18%
	8	2,79%	5,63%	4,78%	5,99%	3,97%
	9	3,55%	5,01%	4,61%	5,90%	3,64%
	10	3,49%	5,17%	4,38%	5,57%	3,85%
ATS DELLA VAL PADANA	5	3,41%	5,77%	5,16%	8,01%	5,01%
	6	3,13%	6,67%	4,65%	8,33%	4,26%
	7	3,17%	5,25%	4,87%	8,75%	5,26%
	8	3,81%	6,63%	4,86%	6,96%	4,16%
	9	4,39%	6,26%	4,35%	6,82%	3,93%
	10	4,56%	6,60%	4,88%	6,61%	3,51%
ATS DI PAVIA	5	3,90%	6,48%	5,46%	9,58%	5,32%
	6	3,85%	7,20%	5,35%	9,24%	4,44%
	7	3,56%	7,46%	4,87%	8,07%	4,88%
	8	3,40%	8,34%	4,50%	7,29%	4,42%
	9	3,43%	7,52%	4,45%	5,78%	4,32%
	10	4,08%	6,70%	5,67%	5,52%	3,90%

Ultimo giorno di analisi: 08/03/2026

% Accessi in Pronto Soccorso con POLMONITI

Settimana	2022	2023	2024	2025	2026
5	1,62%	1,58%	1,45%	2,83%	1,56%
6	1,16%	1,60%	1,51%	2,66%	1,55%
7	1,00%	1,70%	1,35%	2,44%	1,46%
8	0,95%	1,65%	1,30%	2,26%	1,36%
9	0,96%	1,44%	1,32%	2,19%	1,33%
10	0,98%	1,42%	1,40%	1,98%	1,25%

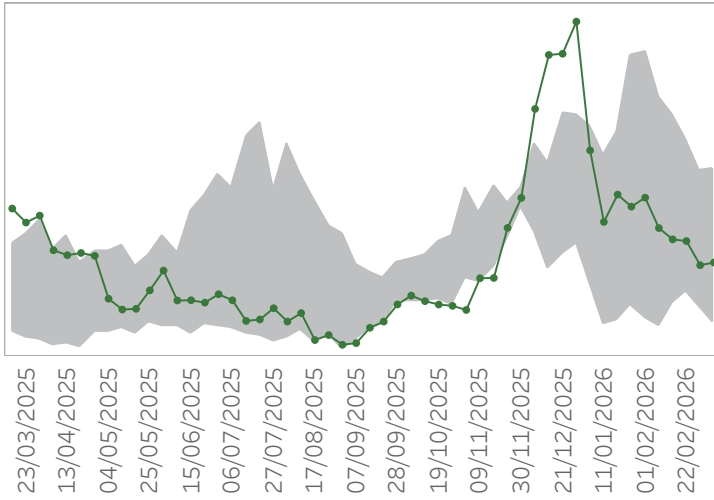
% di Ricoverati da Pronto Soccorso con POLMONITI

Settimana	2022	2023	2024	2025	2026
5	7,51%	6,17%	5,39%	7,49%	6,29%
6	6,05%	6,08%	5,66%	7,04%	6,84%
7	4,82%	6,42%	5,42%	6,76%	6,44%
8	4,70%	6,17%	5,20%	6,58%	5,97%
9	4,71%	5,89%	5,38%	6,95%	5,97%
10	4,58%	5,71%	5,86%	6,61%	5,53%

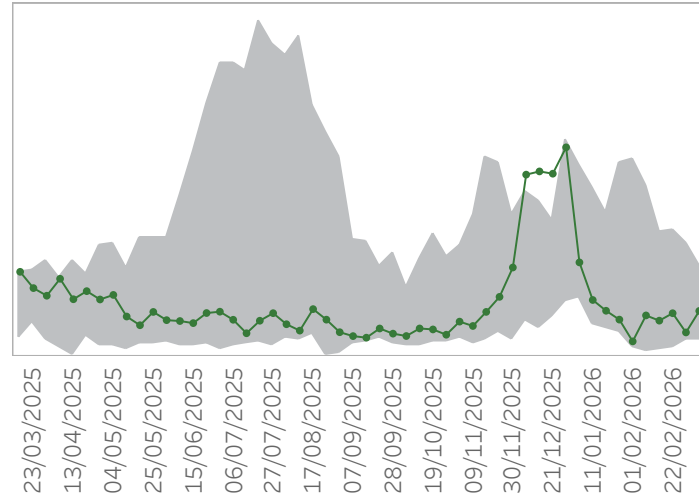
Ultimo giorno di analisi: 08/03/2026

% Accessi per fascia d'età con POLMONITI

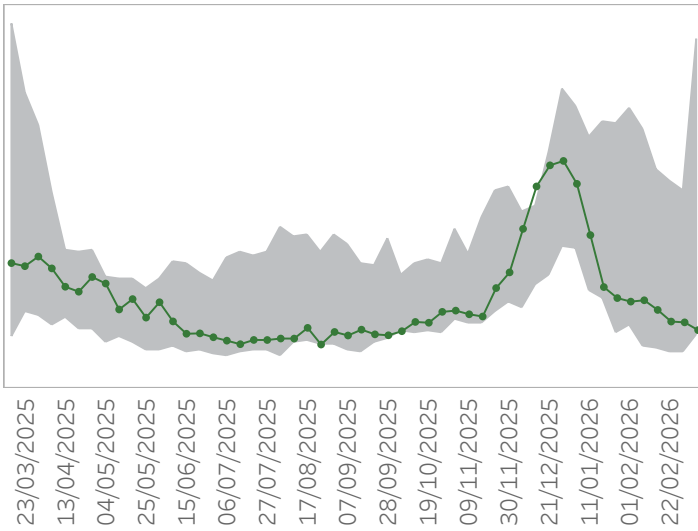
0-9



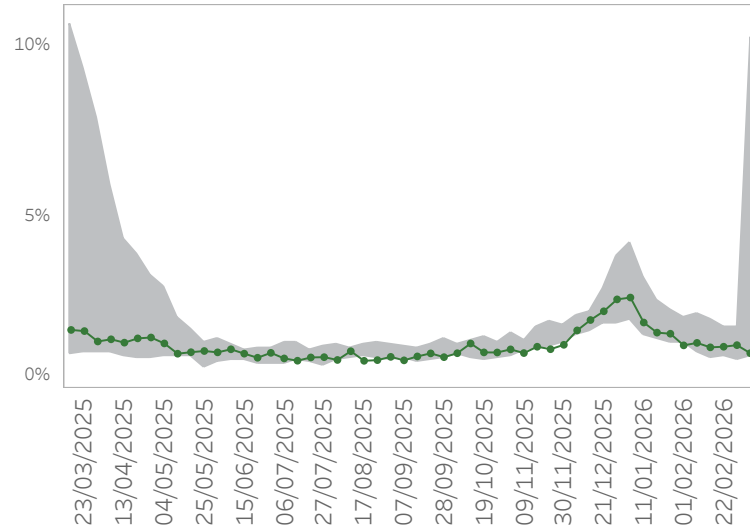
10-19



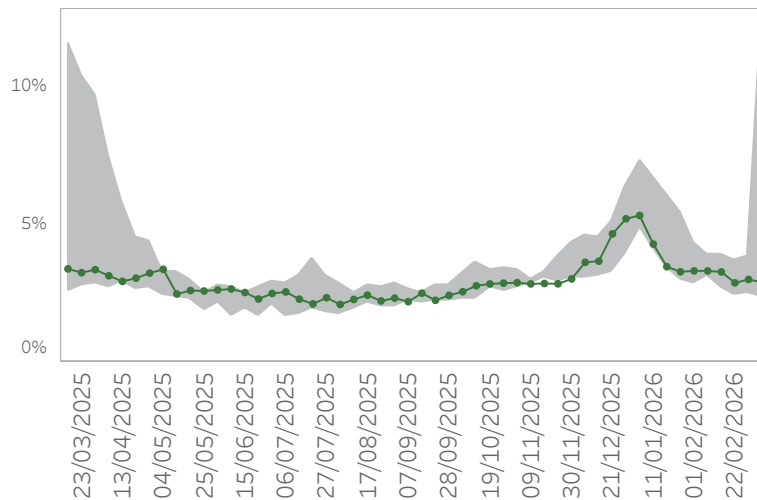
20-49



50-70



70+



Ultimo giorno di analisi: 08/03/2026

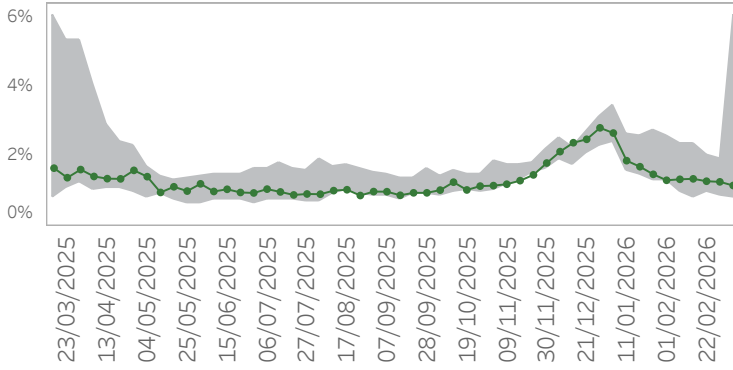
% Accessi per fascia d'età con POLMONITI

Fascia d'età	Settimana	2022	2023	2024	2025	2026
0-9	5	0,56%	1,68%	1,76%	4,48%	2,34%
	6	0,46%	1,94%	1,70%	3,80%	1,89%
	7	0,80%	1,80%	1,28%	3,56%	1,73%
	8	0,97%	1,72%	1,50%	3,18%	1,70%
	9	0,73%	1,64%	1,61%	2,72%	1,35%
	10	0,70%	1,42%	1,67%	2,76%	1,39%
10-19	5	0,10%	0,49%	0,53%	2,01%	0,16%
	6	0,05%	0,66%	0,58%	1,73%	0,42%
	7	0,08%	0,57%	0,59%	1,26%	0,37%
	8	0,09%	0,68%	0,53%	1,29%	0,44%
	9	0,18%	0,35%	0,67%	1,15%	0,25%
	10	0,18%	0,47%	0,57%	0,91%	0,47%
20-49	5	0,48%	0,74%	0,77%	2,11%	0,66%
	6	0,31%	0,78%	0,74%	1,95%	0,67%
	7	0,30%	0,90%	0,65%	1,65%	0,59%
	8	0,28%	0,79%	0,62%	1,56%	0,51%
	9	0,28%	0,69%	0,59%	1,48%	0,50%
	10	0,41%	0,61%	0,69%	1,26%	0,44%
50-70	5	1,66%	1,48%	1,35%	2,05%	1,27%
	6	1,05%	1,48%	1,32%	2,16%	1,34%
	7	0,90%	1,48%	1,08%	2,00%	1,21%
	8	0,93%	1,57%	1,16%	1,77%	1,23%
	9	0,84%	1,26%	1,20%	1,78%	1,27%
	10	0,93%	1,26%	1,30%	1,60%	1,04%
70+	5	4,32%	3,28%	2,84%	4,03%	3,31%
	6	3,32%	3,11%	3,11%	3,90%	3,30%
	7	2,69%	3,50%	3,04%	3,91%	3,27%
	8	2,40%	3,40%	2,76%	3,68%	2,87%
	9	2,53%	3,13%	2,74%	3,79%	3,00%
	10	2,40%	3,19%	2,88%	3,42%	2,89%

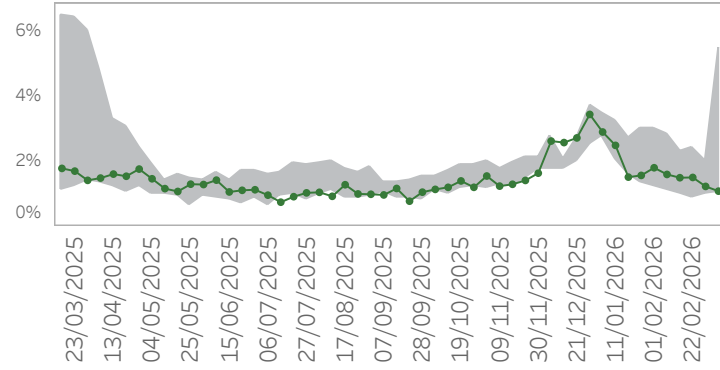
Ultimo giorno di analisi: **08/03/2026**

% Accessi per ATS con POLMONITI

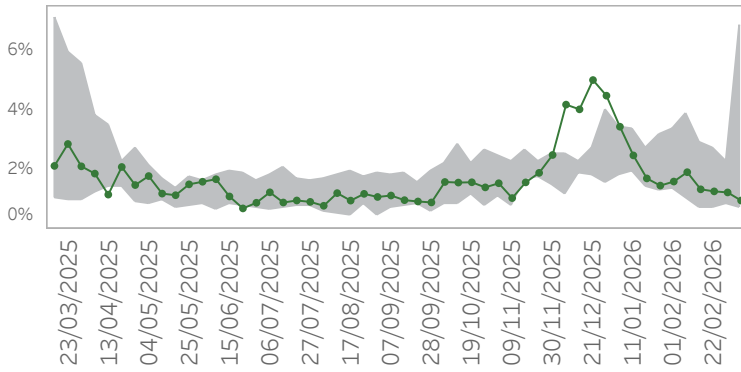
ATS della città Metropolitana di Milano



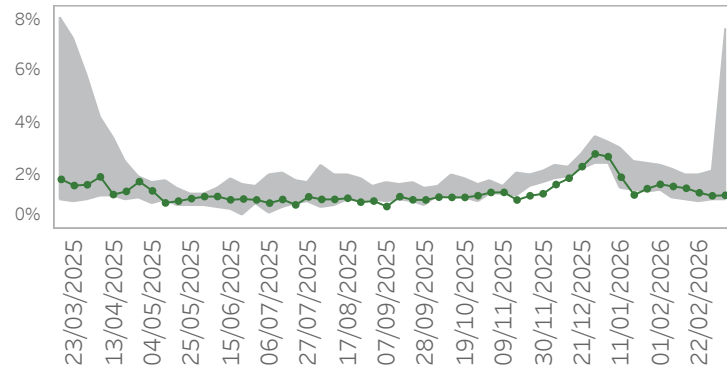
ATS dell'Insubria



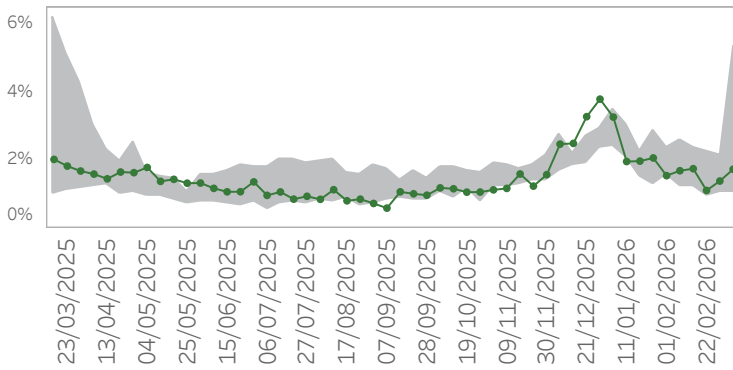
ATS della Montagna



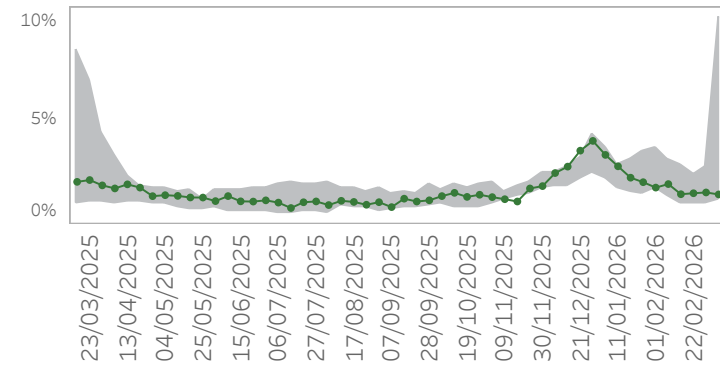
ATS della Brianza



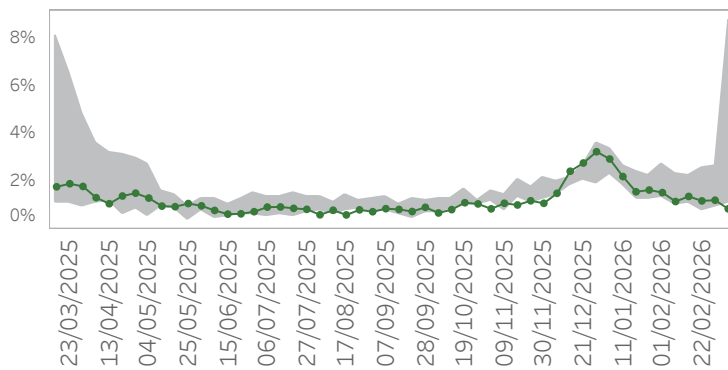
ATS di Bergamo



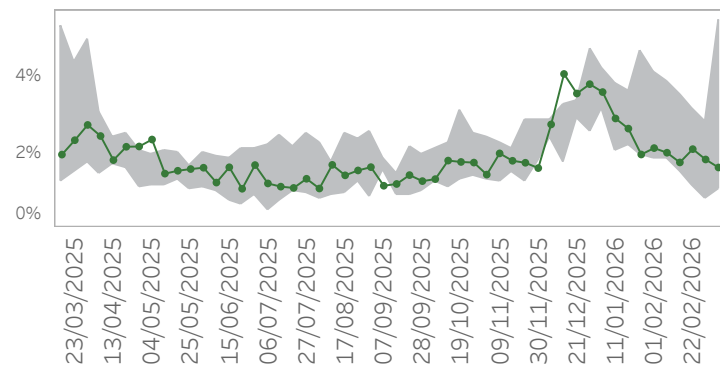
ATS di Brescia



ATS della Val Padana



ATS di Pavia



Ultimo giorno di analisi: 08/03/2026

% Accessi per ATS con POLMONITI

ATS	Settimana	2022	2023	2024	2025	2026
ATS DELLA CITTA' METROPOLITANA DI MILANO	5	1,46%	1,45%	1,29%	2,56%	1,31%
	6	0,98%	1,57%	1,49%	2,36%	1,34%
	7	0,81%	1,58%	1,25%	2,35%	1,35%
	8	1,00%	1,49%	1,12%	2,01%	1,28%
	9	0,85%	1,38%	1,34%	1,90%	1,27%
	10	0,81%	1,43%	1,34%	1,68%	1,16%
ATS DELL'INSUBRIA	5	1,74%	1,59%	1,25%	3,00%	1,80%
	6	1,11%	1,97%	1,36%	2,83%	1,59%
	7	0,97%	1,87%	1,19%	2,29%	1,49%
	8	0,86%	1,98%	1,30%	2,40%	1,50%
	9	1,02%	1,40%	1,29%	2,01%	1,23%
	10	1,05%	1,63%	1,36%	2,09%	1,08%
ATS DELLA MONTAGNA	5	1,38%	1,76%	1,55%	3,34%	1,60%
	6	1,03%	1,66%	1,33%	3,87%	1,92%
	7	0,72%	1,77%	1,53%	2,92%	1,34%
	8	0,70%	1,28%	1,37%	2,74%	1,27%
	9	0,81%	1,81%	1,34%	2,26%	1,23%
	10	0,74%	1,85%	1,78%	2,08%	0,96%
ATS DELLA BRIANZA	5	1,59%	1,45%	1,60%	2,35%	1,69%
	6	1,16%	1,31%	1,59%	2,22%	1,61%
	7	1,11%	1,50%	1,40%	2,00%	1,54%
	8	1,00%	1,49%	1,28%	2,00%	1,37%
	9	1,06%	1,48%	1,34%	2,18%	1,25%
	10	1,09%	1,26%	1,52%	1,87%	1,27%
ATS DI BERGAMO	5	1,58%	1,56%	1,65%	2,38%	1,55%
	6	1,33%	1,31%	1,23%	2,59%	1,69%
	7	1,22%	1,64%	1,41%	2,36%	1,75%
	8	0,93%	1,88%	1,41%	2,22%	1,11%
	9	1,06%	1,29%	1,21%	2,11%	1,39%
	10	1,08%	1,19%	1,30%	1,86%	1,73%
ATS DI BRESCIA	5	1,69%	1,81%	1,72%	3,58%	1,74%
	6	1,35%	1,55%	1,57%	3,11%	1,91%
	7	1,02%	1,92%	1,47%	2,83%	1,43%
	8	0,98%	1,53%	1,50%	2,38%	1,48%
	9	1,00%	1,48%	1,34%	2,72%	1,51%
	10	1,16%	1,16%	1,33%	2,46%	1,42%
ATS DELLA VAL PADANA	5	1,83%	1,67%	1,32%	2,71%	1,54%
	6	1,06%	1,79%	1,56%	2,31%	1,17%
	7	1,14%	1,39%	1,19%	2,23%	1,38%
	8	0,80%	1,75%	1,40%	2,54%	1,20%
	9	1,22%	1,41%	0,99%	2,63%	1,22%
	10	1,14%	1,48%	1,13%	2,29%	0,86%
ATS DI PAVIA	5	2,25%	1,80%	1,91%	4,12%	2,10%
	6	1,83%	1,94%	2,20%	3,86%	1,98%
	7	1,49%	2,42%	1,97%	3,51%	1,72%
	8	1,09%	2,26%	1,74%	3,15%	2,08%
	9	0,76%	1,89%	1,83%	2,81%	1,80%
	10	1,02%	1,81%	2,23%	2,56%	1,59%