

SORVEGLIANZA ACCESSI PRONTO SOCCORSO

Nota metodologica

Il presente report mostra i dati relativi al numero di accessi settimanali nei Pronto Soccorso di Regione Lombardia; vengono riportati gli accessi totali e classificati in base alla diagnosi alla dimissione e suddivisi per fascia di età ed ATS di afferenza del Pronto Soccorso. La fonte dei dati è il flusso EUOL (Emergenze Urgenze Online).

Sulla base della diagnosi attribuita alla dimissione del Pronto Soccorso (codifica ICD-9CM) gli accessi sono stati suddivisi in:

1. Diagnosi di **sindromi respiratorie**
2. Diagnosi di **sindromi simi-influenzali (influenza-like illness, ILI)**
3. Diagnosi di **polmoniti**

Il framework utilizzato per la classificazione degli accessi è quello proposto dai Centers for Disease Control and Prevention (U.S. CDC), integrato con i codici relativi al COVID-19.

Si sottolinea inoltre che il flusso EUOL proveniente dai Pronto Soccorso dell'ATS PAVIA – Fondazione IRCCS Policlinico San Matteo, ASST PAVIA (Ospedale di Voghera e Vigevano) – presentano alcuni dati mancanti per le settimane n° 29-49 del 2023, pertanto i grafici relativi agli accessi suddivisi per ATS mostrano una flessione nel numero di accessi relativamente al periodo indicato.

Grafici rappresentati

Nei grafici la linea **verde** (denominata "Valore Attuale") mostra il dato relativo alla settimana riportata sull'asse x. L'area in **grigio** rappresenta i valori relativi alla stessa settimana nei 4 anni precedenti ordinati dal minimo al massimo.

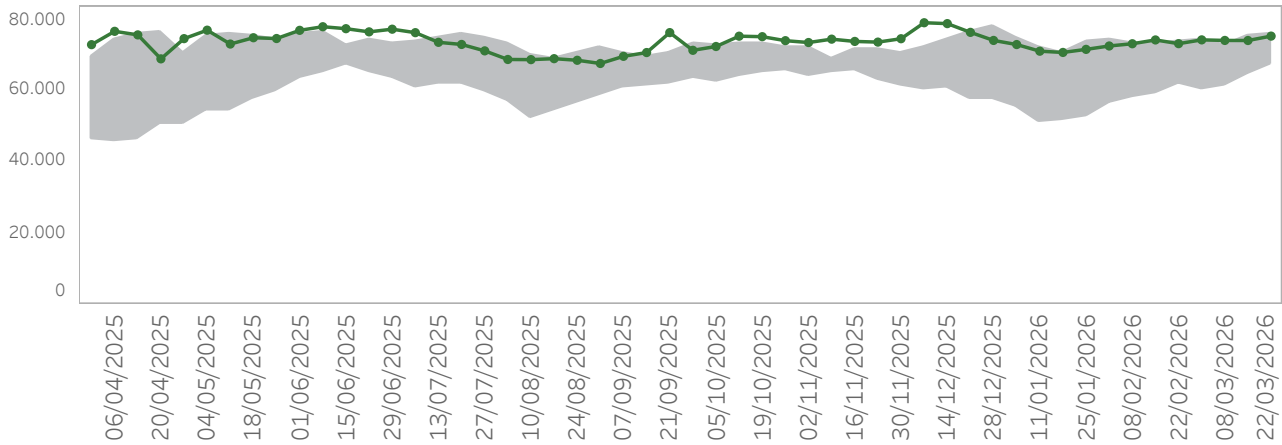
Codifica delle settimane rappresentate:

Settimana	Inizio	Fine
7	09/02/2026	15/02/2026
8	16/02/2026	22/02/2026
9	23/02/2026	01/03/2026
10	02/03/2026	08/03/2026
11	09/03/2026	15/03/2026
12	16/03/2026	22/03/2026

1. ACCESSI TOTALI

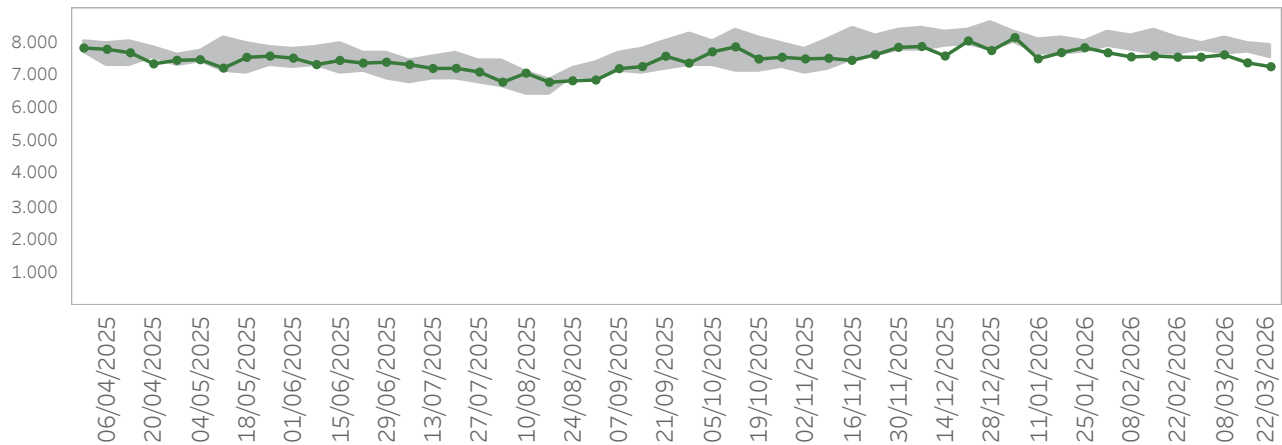
Ultimo giorno di analisi: 22/03/2026

Accessi Totali in Pronto Soccorso



Settimana	2022	2023	2024	2025	2026
7	59.178	68.265	70.476	72.753	73.824
8	61.394	67.576	71.475	73.508	72.788
9	60.035	67.025	70.190	73.701	73.844
10	61.205	69.336	70.693	72.359	73.687
11	64.265	67.927	74.807	72.027	73.671
12	67.194	68.460	75.785	70.453	74.894

Ricoveri Totali da Pronto Soccorso

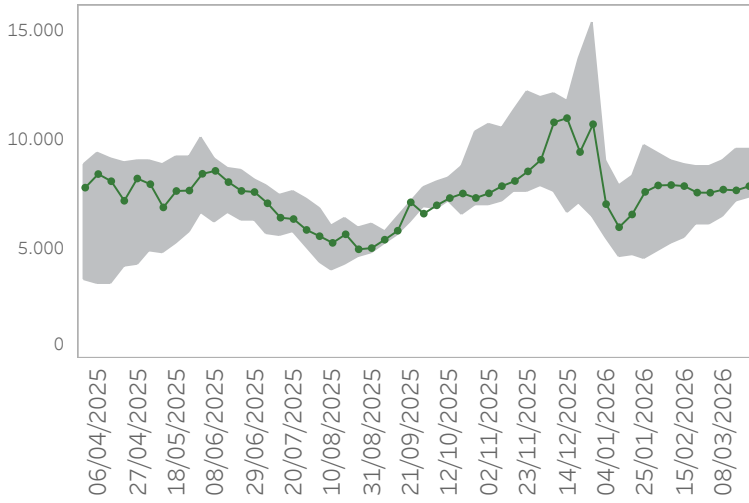


Settimana	2022	2023	2024	2025	2026
7	7.659	8.371	7.746	7.899	7.599
8	7.740	8.173	7.654	7.816	7.560
9	7.756	7.959	7.968	7.908	7.560
10	7.615	8.190	7.641	7.839	7.631
11	7.820	7.851	7.989	7.722	7.388
12	7.877	7.908	7.939	7.533	7.271

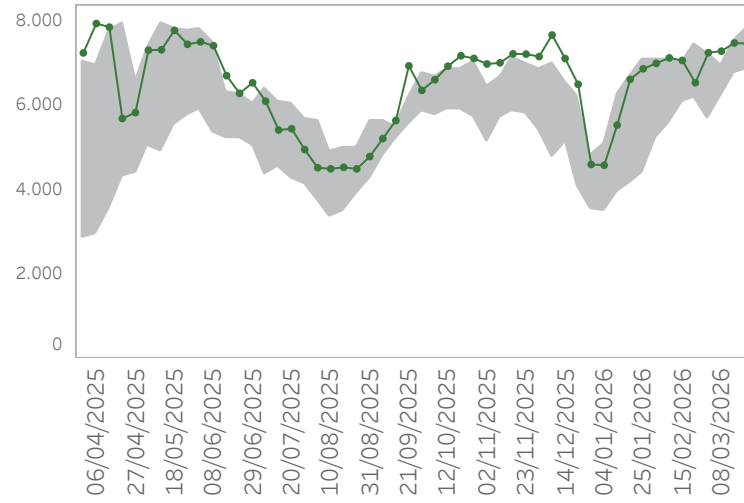
Ultimo giorno di analisi: 22/03/2026

Accessi Totali per fascia d'età

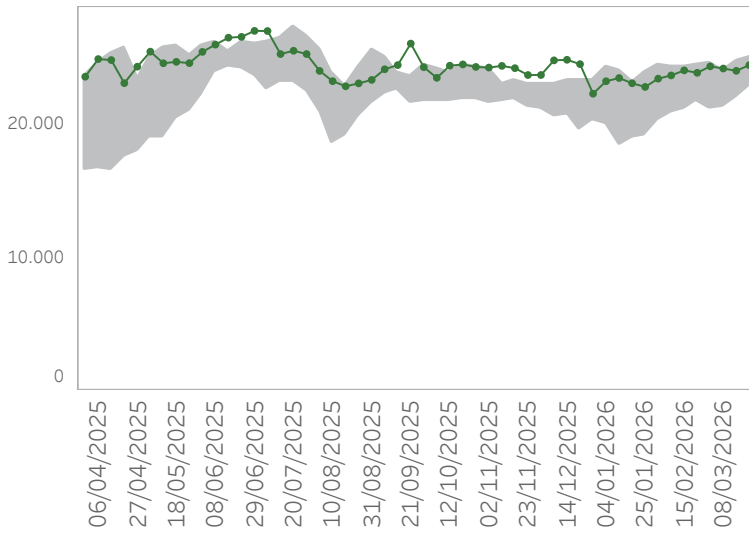
0-9



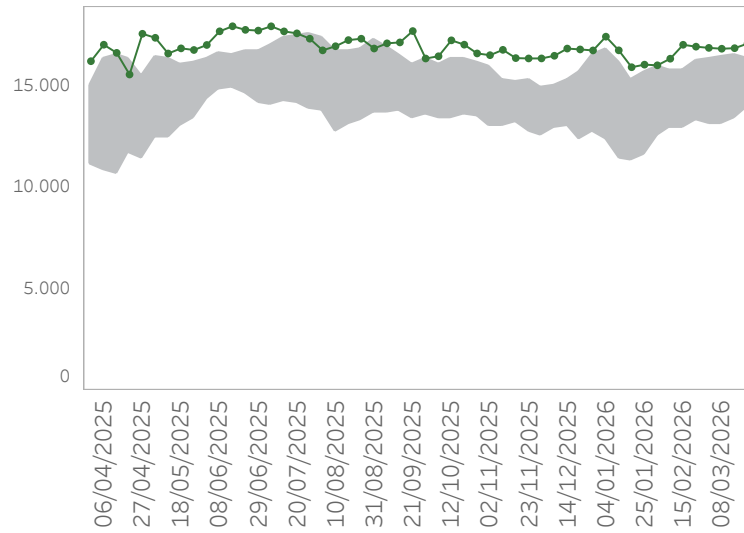
10-19



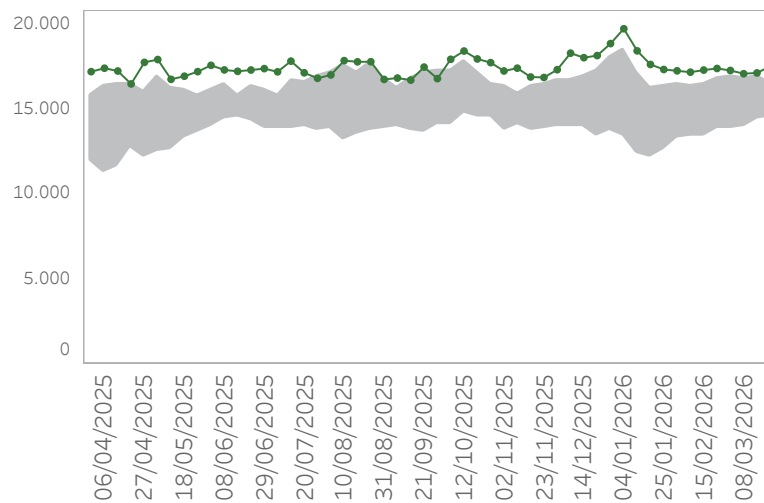
20-49



50-70



70+



Ultimo giorno di analisi: 22/03/2026

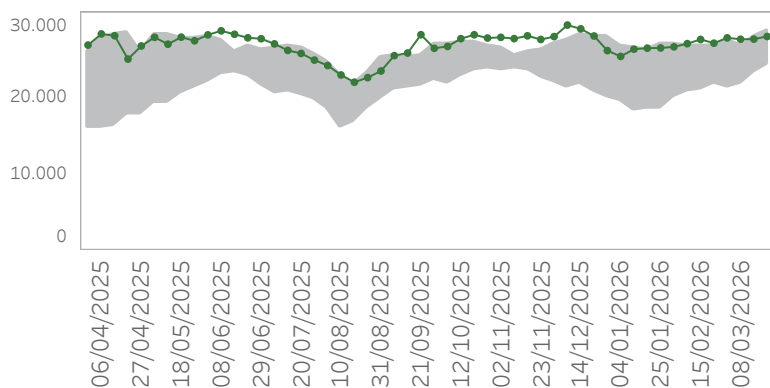
Accessi Totali per fascia d'età

Fascia d'età	Settimana	2022	2023	2024	2025	2026
0-9	7	5.485	8.844	8.462	8.576	7.881
	8	6.097	8.724	8.458	8.264	7.583
	9	6.146	8.725	8.571	8.112	7.578
	10	6.467	8.990	8.668	7.864	7.720
	11	7.541	8.978	9.517	7.209	7.686
	12	8.532	8.759	9.516	7.351	7.878
10-19	7	6.065	6.338	6.444	7.055	7.058
	8	6.343	6.177	7.033	7.423	6.531
	9	5.672	6.558	6.871	7.200	7.241
	10	6.223	6.865	6.959	6.826	7.278
	11	6.790	6.771	7.539	6.935	7.472
	12	7.161	6.854	7.845	6.862	7.456
20-49	7	21.247	23.135	24.092	24.370	24.113
	8	21.794	23.268	24.542	24.402	23.931
	9	21.181	22.562	24.054	24.726	24.417
	10	21.425	23.321	24.131	23.989	24.253
	11	22.073	22.882	24.863	24.021	24.080
	12	22.968	22.930	25.192	23.429	24.509
50-70	7	12.931	14.364	15.568	15.838	17.061
	8	13.293	14.112	15.687	16.259	16.968
	9	13.170	14.247	15.405	16.330	16.908
	10	13.104	14.704	15.353	16.454	16.866
	11	13.410	14.482	16.236	16.509	16.893
	12	13.964	14.522	16.377	16.001	17.117
70+	7	13.438	15.572	15.677	16.505	17.284
	8	13.849	15.284	15.523	16.758	17.379
	9	13.858	14.923	15.055	16.923	17.262
	10	13.975	15.437	15.342	16.845	17.070
	11	14.441	14.790	16.272	16.962	17.117
	12	14.552	15.376	16.334	16.418	17.512

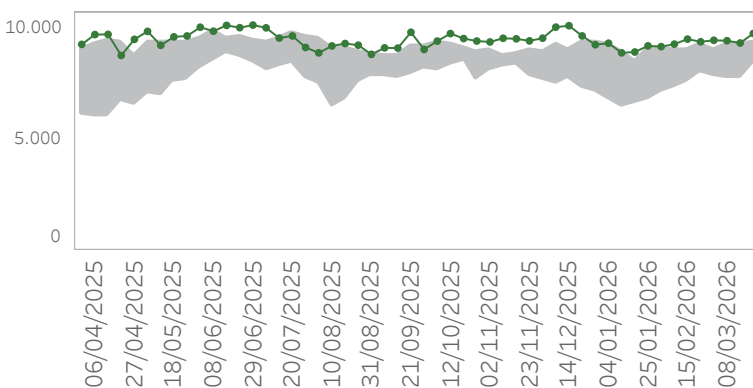
Ultimo giorno di analisi: 22/03/2026

Accessi Totali per ATS

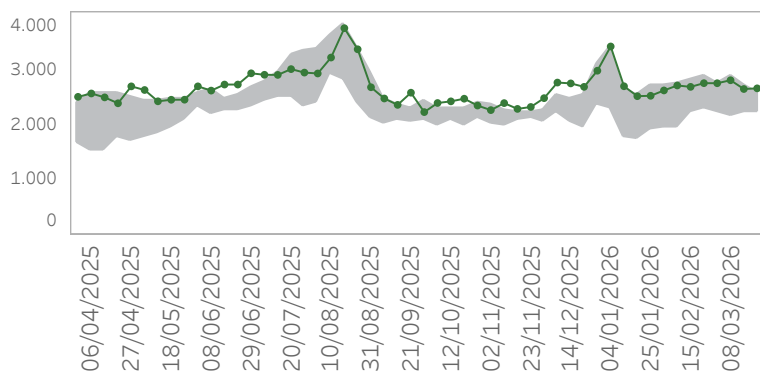
ATS della città Metropolitana di Milano



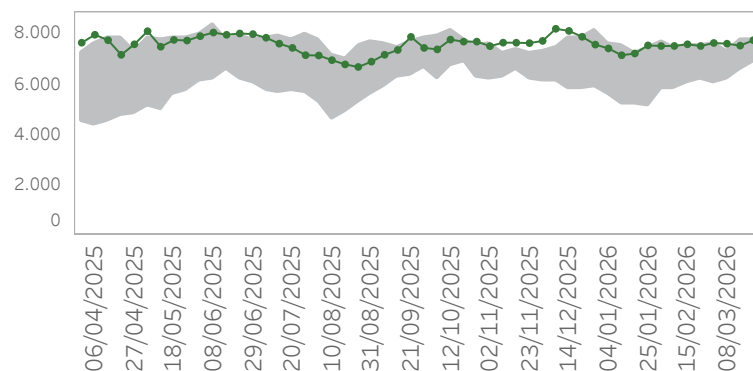
ATS dell'Insubria



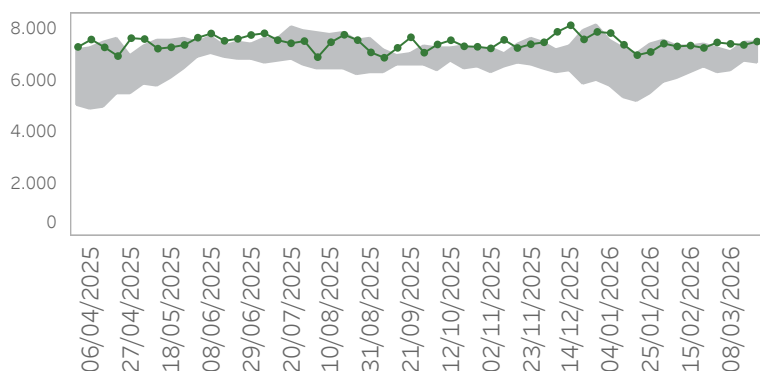
ATS della Montagna



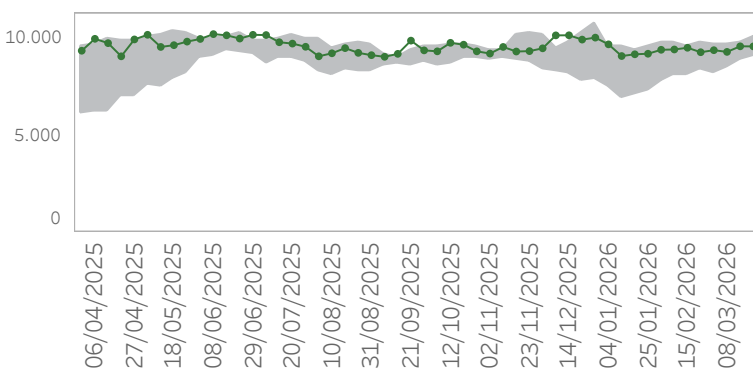
ATS della Brianza



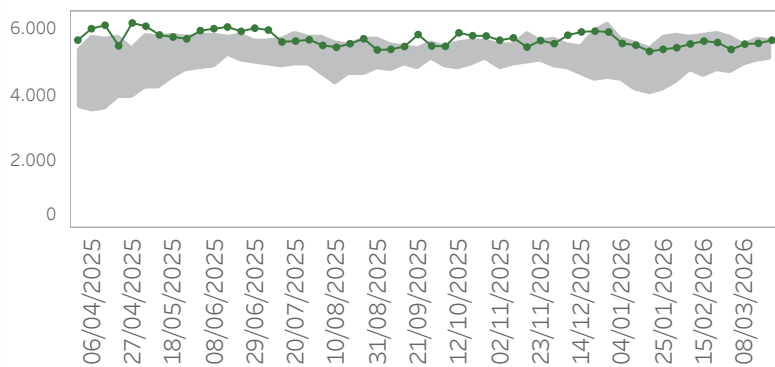
ATS di Bergamo



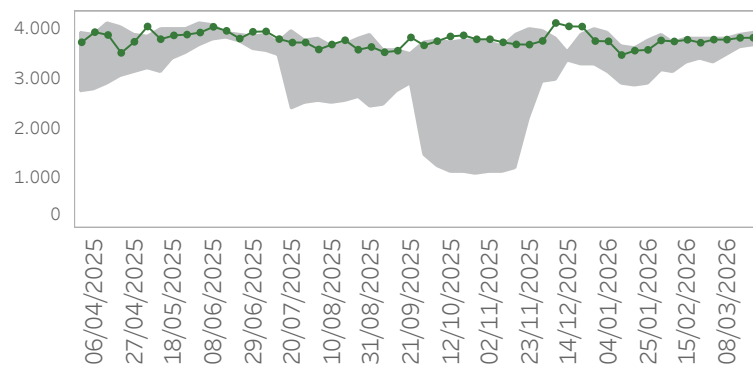
ATS di Brescia



ATS della Val Padana



ATS di Pavia



Ultimo giorno di analisi: 22/03/2026

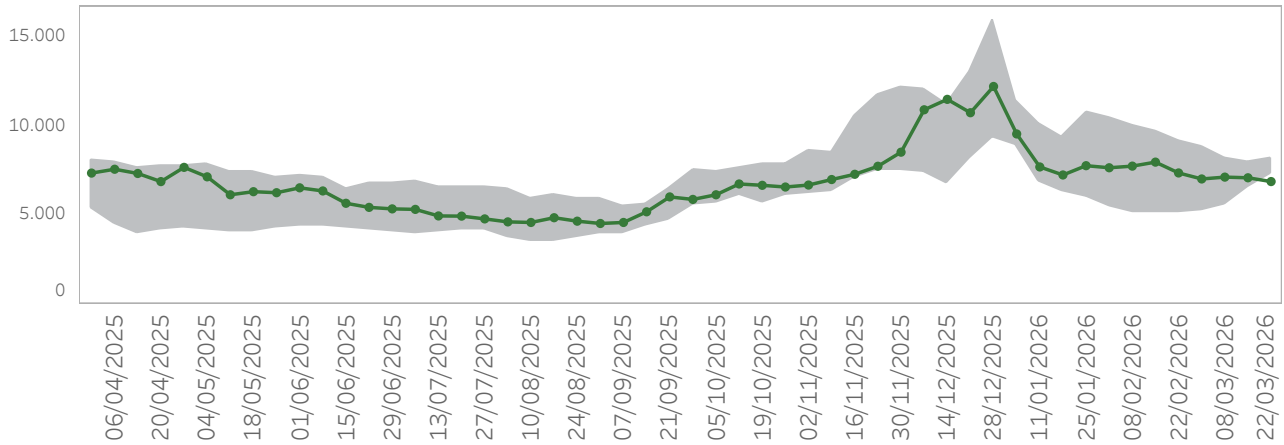
Accessi Totali per ATS

ATS	Settimana	2022	2023	2024	2025	2026
ATS DELLA CITTA' METROPOLITANA DI MILANO	7	20.996	24.275	26.238	26.819	27.672
	8	21.789	24.373	26.957	26.901	27.183
	9	21.458	24.233	26.217	27.607	27.881
	10	21.867	25.208	26.786	26.968	27.699
	11	23.275	24.344	28.138	26.953	27.716
	12	24.426	24.525	28.808	26.081	28.058
ATS DELL'INSUBRIA	7	7.602	8.682	8.824	9.083	9.509
	8	8.036	8.685	8.739	9.319	9.389
	9	7.850	8.856	8.508	9.055	9.457
	10	7.721	9.181	8.601	9.342	9.437
	11	7.801	8.899	9.343	8.992	9.335
	12	8.456	8.946	9.410	8.846	9.763
ATS DELLA MONTAGNA	7	2.219	2.542	2.808	2.805	2.688
	8	2.289	2.502	2.692	2.888	2.755
	9	2.217	2.259	2.543	2.746	2.754
	10	2.157	2.321	2.701	2.878	2.808
	11	2.239	2.296	2.711	2.537	2.649
	12	2.305	2.244	2.576	2.546	2.661
ATS DELLA BRIANZA	7	6.022	7.252	7.403	7.555	7.605
	8	6.198	6.799	7.511	7.562	7.536
	9	6.026	6.959	7.334	7.653	7.657
	10	6.213	7.117	7.242	7.344	7.628
	11	6.613	7.199	7.785	7.587	7.551
	12	6.859	7.163	7.822	7.501	7.768
ATS DI BERGAMO	7	6.303	7.152	6.934	7.364	7.366
	8	6.555	6.706	7.043	7.419	7.276
	9	6.293	6.504	7.162	7.295	7.487
	10	6.407	6.571	6.904	7.111	7.432
	11	6.790	6.716	7.469	7.073	7.391
	12	7.161	6.684	7.493	7.063	7.522
ATS DI BRESCIA	7	8.175	9.478	9.424	9.678	9.566
	8	8.397	9.582	9.431	9.826	9.335
	9	8.218	9.417	9.451	9.756	9.440
	10	8.515	9.738	9.265	9.433	9.352
	11	8.926	9.714	9.817	9.382	9.641
	12	9.266	9.743	10.113	9.189	9.637
ATS DELLA VAL PADANA	7	4.576	5.090	5.294	5.831	5.648
	8	4.746	5.130	5.304	5.876	5.604
	9	4.675	5.045	5.266	5.781	5.395
	10	4.892	5.392	5.385	5.536	5.558
	11	5.031	5.028	5.668	5.723	5.580
	12	5.095	5.435	5.668	5.550	5.675
ATS DI PAVIA	7	3.285	3.794	3.551	3.618	3.770
	8	3.384	3.799	3.798	3.717	3.710
	9	3.298	3.752	3.709	3.808	3.773
	10	3.433	3.808	3.809	3.747	3.773
	11	3.590	3.731	3.876	3.780	3.808
	12	3.626	3.720	3.895	3.677	3.810

2. ACCESSI PER SINDROME

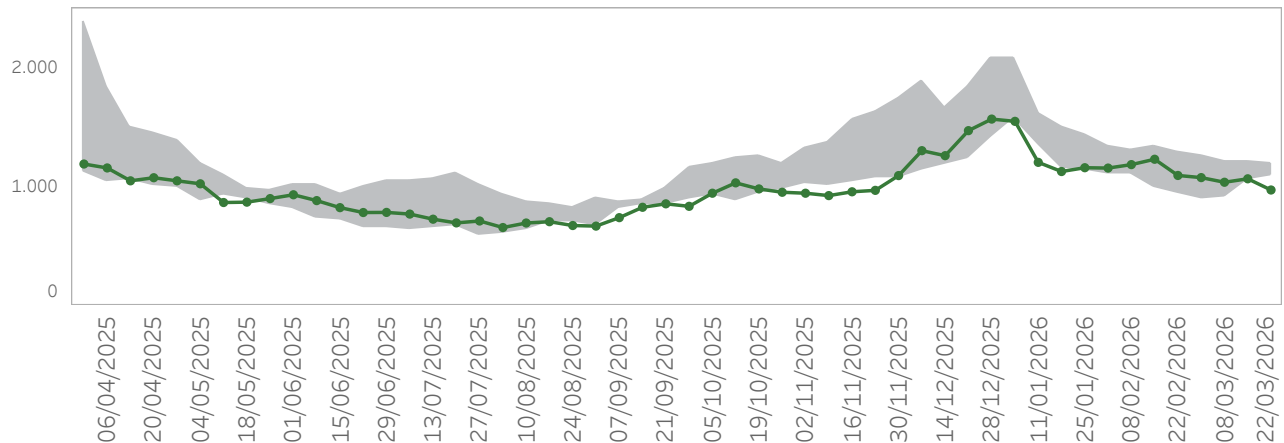
Ultimo giorno di analisi: 22/03/2026

Accessi in Pronto Soccorso con SINDROMI RESPIRATORIE



Settimana	2022	2023	2024	2025	2026
7	5.194	8.213	7.531	9.694	7.944
8	5.160	8.099	7.483	9.104	7.339
9	5.209	7.791	7.557	8.842	7.003
10	5.554	7.949	7.647	8.172	7.106
11	6.583	7.451	7.917	7.723	7.069
12	7.471	7.520	8.140	7.294	6.858

Ricoveri da Pronto Soccorso con SINDROMI RESPIRATORIE

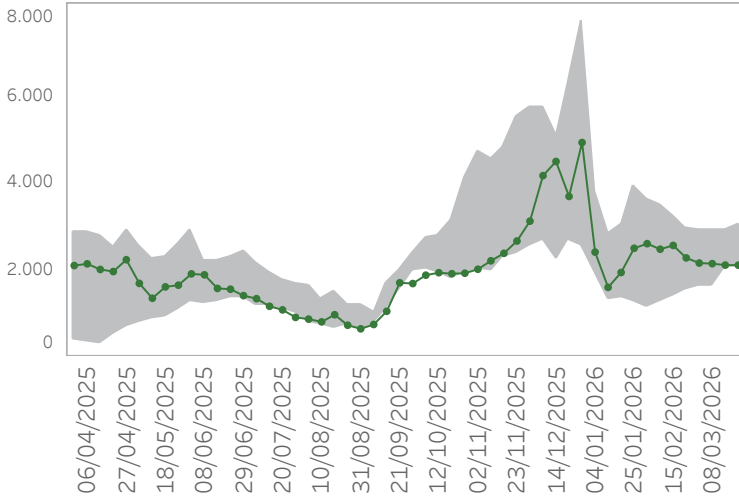


Settimana	2022	2023	2024	2025	2026
7	1.004	1.336	1.111	1.276	1.230
8	951	1.283	1.099	1.176	1.094
9	904	1.201	1.117	1.259	1.076
10	923	1.203	1.070	1.180	1.037
11	1.098	1.056	1.104	1.209	1.066
12	1.120	1.128	1.198	1.099	972

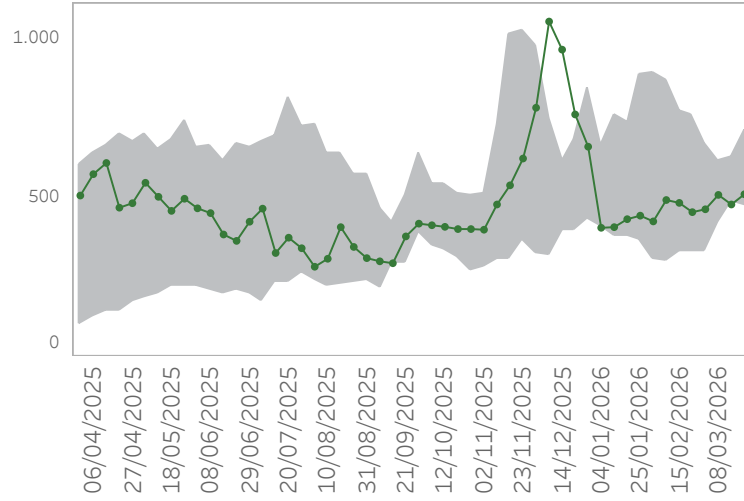
Ultimo giorno di analisi: 22/03/2026

Accessi per fascia d'età con SINDROMI RESPIRATORIE

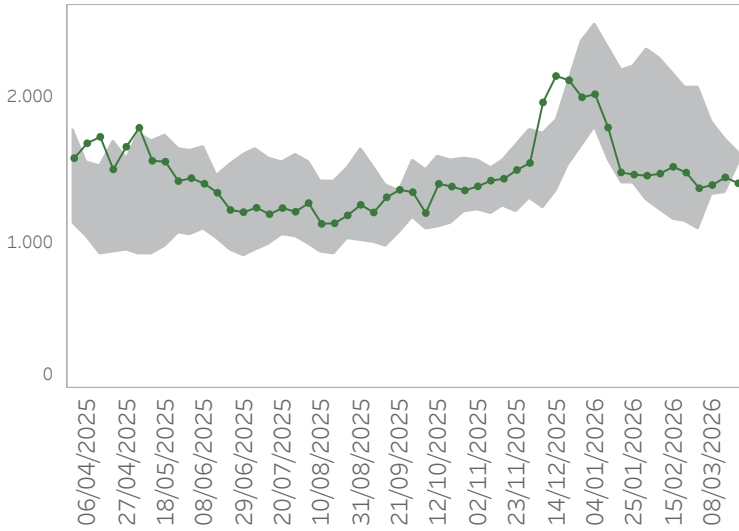
0-9



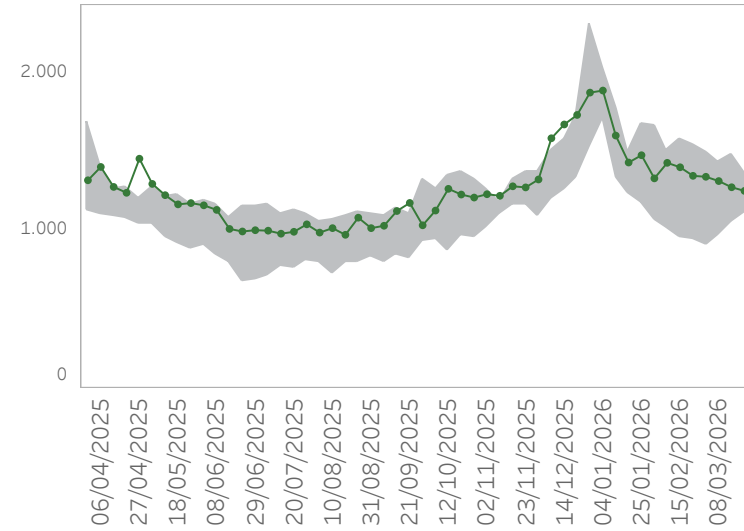
10-19



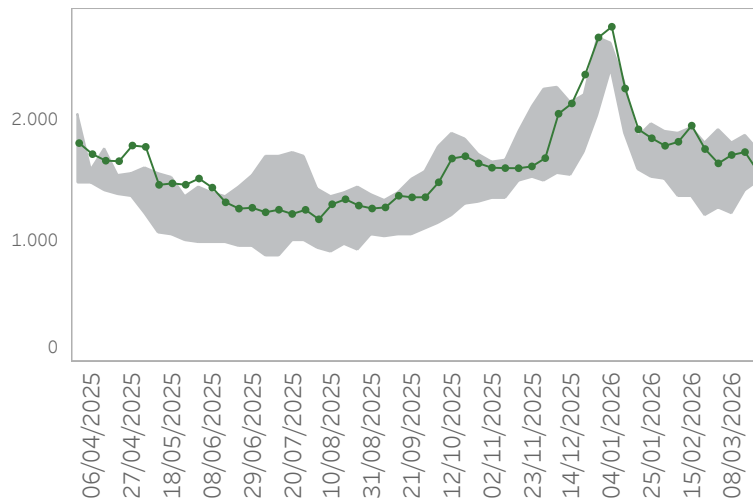
20-49



50-70



70+



Ultimo giorno di analisi: 22/03/2026

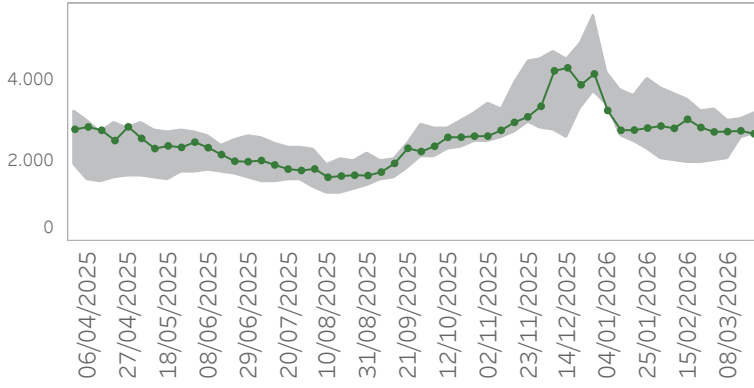
Accessi per fascia d'età con SINDROMI RESPIRATORIE

Fascia d'età	Settimana	2022	2023	2024	2025	2026
0-9	7	1.395	3.098	2.596	3.205	2.552
	8	1.538	2.949	2.578	2.885	2.266
	9	1.617	2.904	2.632	2.665	2.148
	10	1.630	2.920	2.747	2.455	2.134
	11	2.226	2.891	2.923	2.085	2.101
	12	2.687	2.833	3.015	2.051	2.099
10-19	7	330	548	482	770	482
	8	331	494	556	755	453
	9	328	500	596	669	462
	10	420	520	582	610	507
	11	553	484	623	556	477
	12	570	475	709	512	509
20-49	7	1.159	1.598	1.555	2.157	1.521
	8	1.139	1.633	1.536	2.069	1.481
	9	1.085	1.530	1.540	2.067	1.374
	10	1.325	1.545	1.583	1.832	1.396
	11	1.341	1.475	1.520	1.713	1.448
	12	1.617	1.572	1.532	1.594	1.408
50-70	7	955	1.237	1.286	1.575	1.397
	8	947	1.257	1.297	1.534	1.343
	9	913	1.217	1.284	1.483	1.337
	10	965	1.277	1.263	1.431	1.310
	11	1.055	1.094	1.277	1.479	1.271
	12	1.108	1.151	1.272	1.361	1.248
70+	7	1.355	1.730	1.590	1.931	1.948
	8	1.205	1.764	1.491	1.800	1.755
	9	1.266	1.640	1.481	1.908	1.637
	10	1.214	1.686	1.446	1.809	1.706
	11	1.408	1.505	1.521	1.858	1.730
	12	1.489	1.488	1.546	1.737	1.565

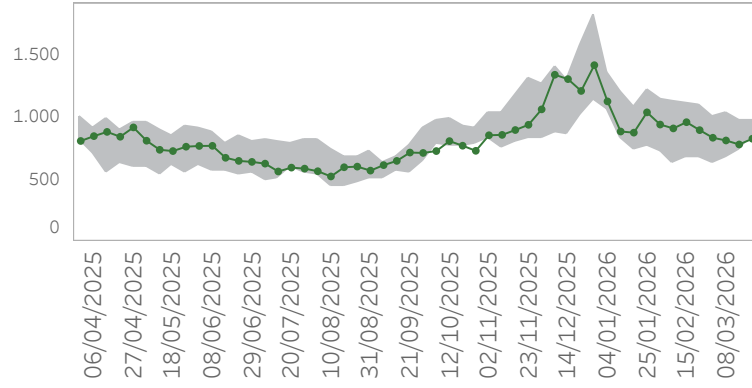
Ultimo giorno di analisi: 22/03/2026

Accessi per ATS con SINDROMI RESPIRATORIE

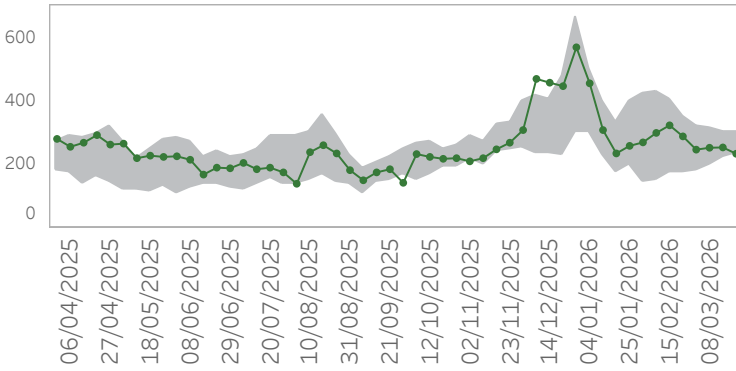
ATS della città Metropolitana di Milano



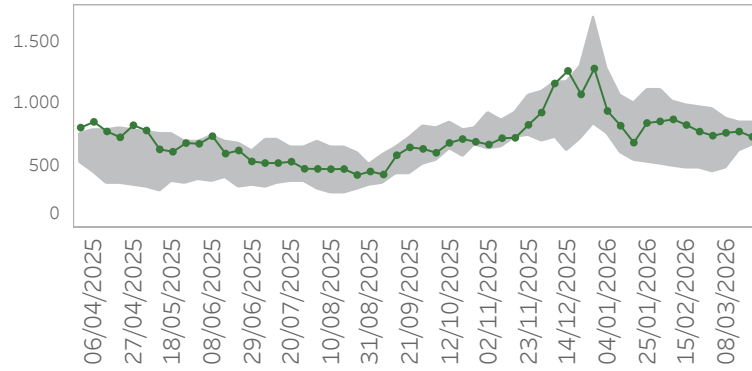
ATS dell'Insubria



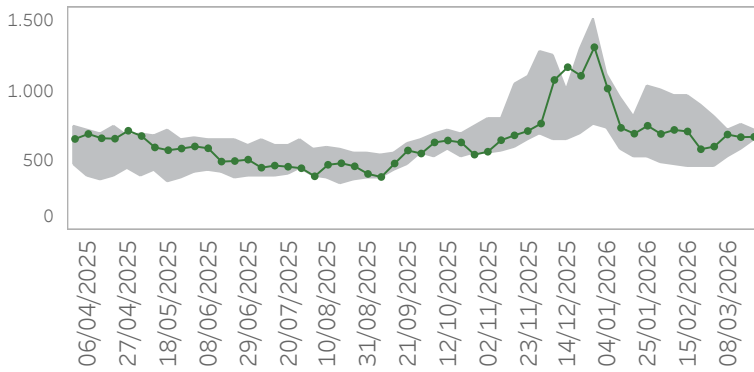
ATS della Montagna



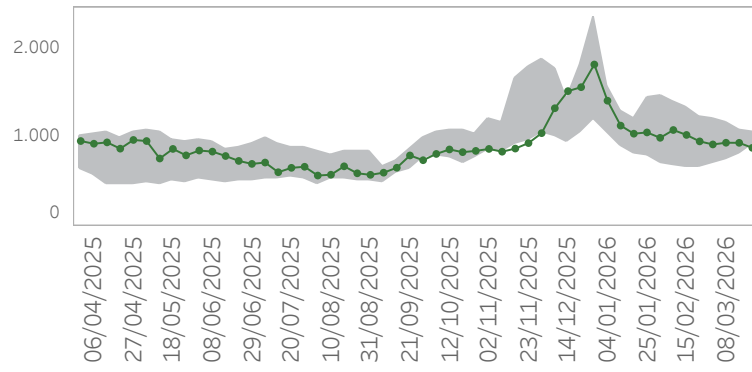
ATS della Brianza



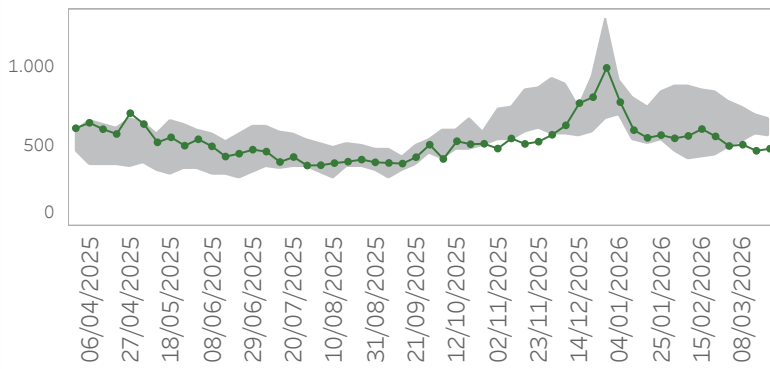
ATS di Bergamo



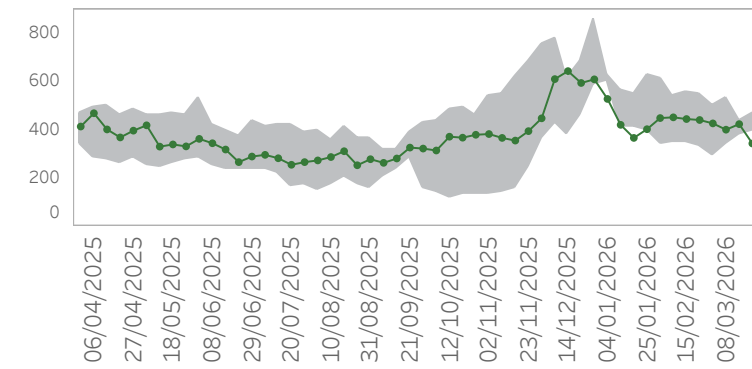
ATS di Brescia



ATS della Val Padana



ATS di Pavia



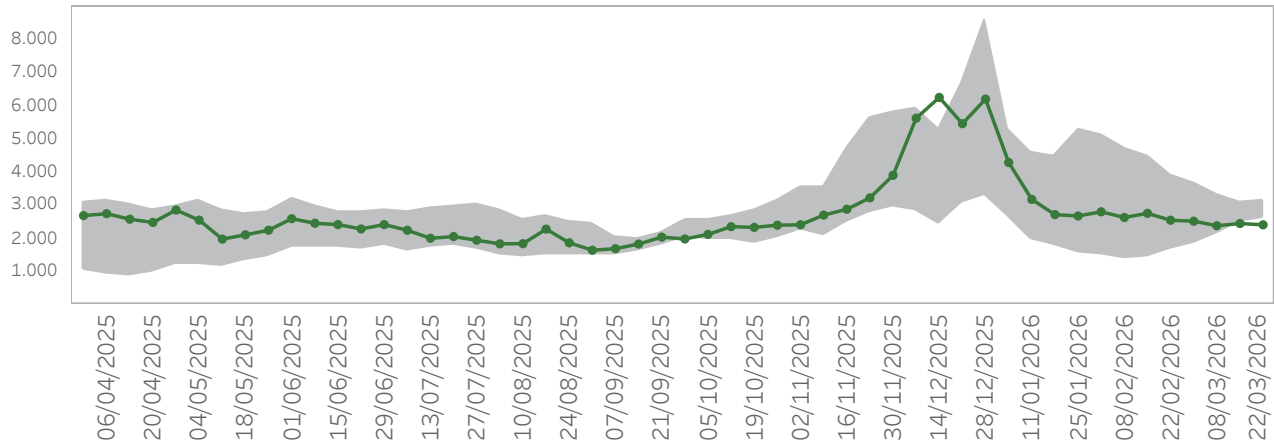
Ultimo giorno di analisi: 22/03/2026

Accessi per ATS con SINDROMI RESPIRATORIE

ATS	Settimana	2022	2023	2024	2025	2026
ATS DELLA CITTA' METROPOLITANA DI MILANO	7	1.936	3.052	2.849	3.524	3.045
	8	1.951	3.018	2.865	3.237	2.842
	9	2.004	3.023	2.848	3.301	2.731
	10	2.057	2.989	2.960	2.995	2.739
	11	2.579	2.840	3.059	2.814	2.758
	12	3.075	2.836	3.196	2.656	2.684
ATS DELL'INSUBRIA	7	679	988	854	1.110	960
	8	675	1.009	825	1.095	896
	9	633	944	900	1.009	835
	10	681	1.028	896	938	813
	11	738	966	948	944	781
	12	903	971	951	857	827
ATS DELLA MONTAGNA	7	177	304	278	405	325
	8	176	251	283	355	290
	9	181	264	286	320	248
	10	202	262	312	315	254
	11	235	226	292	304	255
	12	245	239	293	301	235
ATS DELLA BRIANZA	7	481	772	715	980	828
	8	482	743	760	969	775
	9	440	742	741	961	742
	10	472	716	768	884	765
	11	611	707	757	856	775
	12	669	716	847	748	733
ATS DI BERGAMO	7	462	760	714	973	712
	8	450	761	722	896	584
	9	454	698	757	811	603
	10	530	687	662	712	690
	11	574	631	760	716	671
	12	643	676	725	724	673
ATS DI BRESCIA	7	674	1.159	1.020	1.328	1.021
	8	659	1.140	967	1.225	949
	9	714	1.017	1.002	1.199	915
	10	745	1.062	923	1.151	934
	11	820	1.076	1.014	1.010	933
	12	911	1.029	1.058	937	877
ATS DELLA VAL PADANA	7	435	624	651	857	609
	8	438	629	613	842	563
	9	490	604	569	778	503
	10	529	671	656	742	511
	11	591	576	649	697	473
	12	560	590	612	671	486
ATS DI PAVIA	7	350	554	450	517	444
	8	329	548	448	485	440
	9	293	499	454	463	426
	10	338	534	470	435	400
	11	435	429	438	382	423
	12	465	463	458	400	343

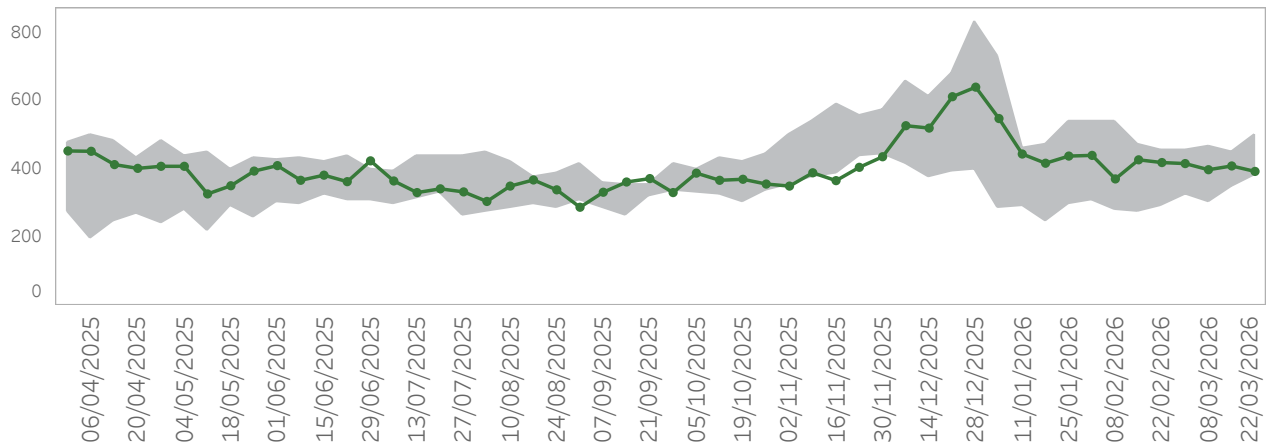
Ultimo giorno di analisi: 22/03/2026

Accessi in Pronto Soccorso con ILI



Settimana	2022	2023	2024	2025	2026
7	1.458	3.360	2.767	4.453	2.752
8	1.684	3.401	2.809	3.889	2.544
9	1.835	3.201	2.696	3.647	2.515
10	2.141	3.297	2.853	3.294	2.378
11	2.514	2.953	3.066	2.835	2.444
12	3.067	2.993	3.136	2.628	2.405

Ricoveri da Pronto Soccorso con ILI

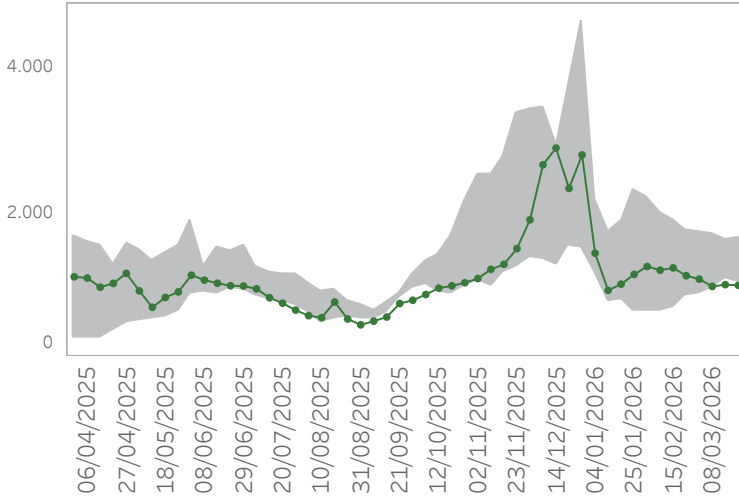


Settimana	2022	2023	2024	2025	2026
7	275	473	426	471	428
8	292	457	386	436	420
9	327	445	435	457	417
10	303	464	467	466	399
11	351	409	451	445	410
12	383	434	499	391	394

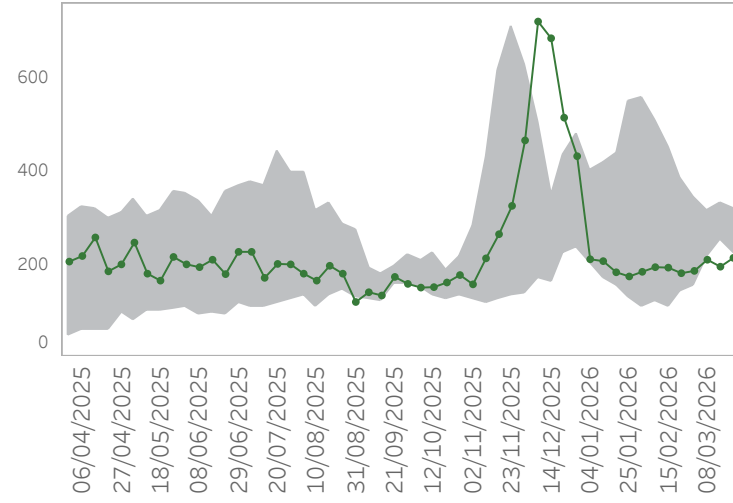
Ultimo giorno di analisi: 22/03/2026

Accessi per fascia d'età con ILI

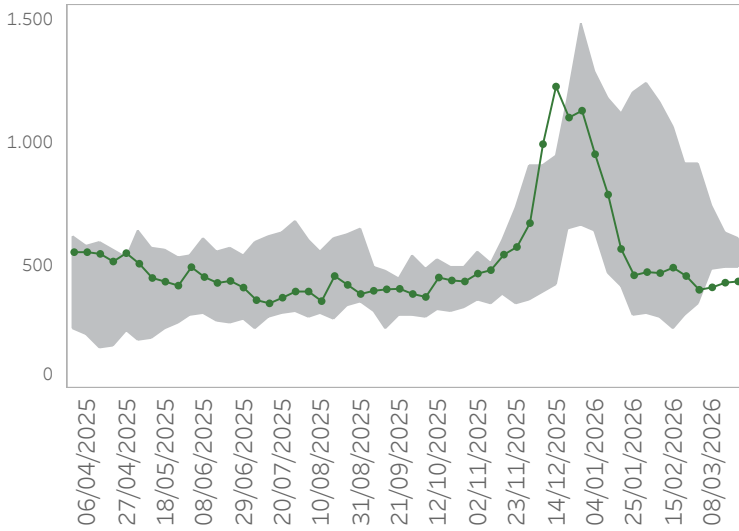
0-9



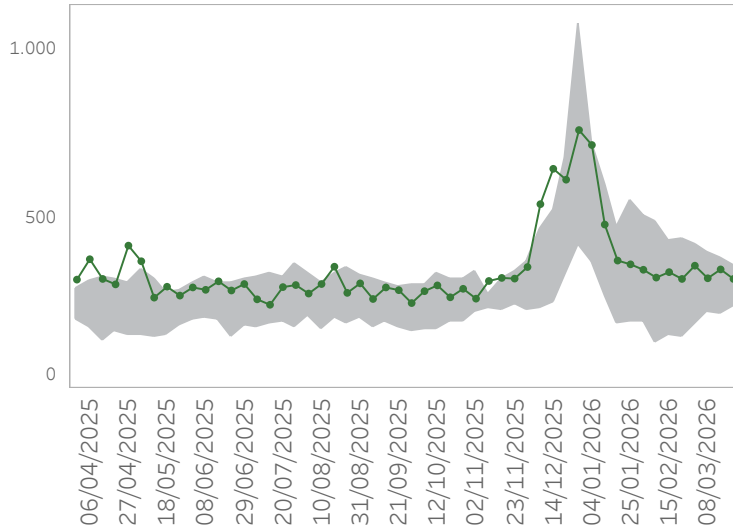
10-19



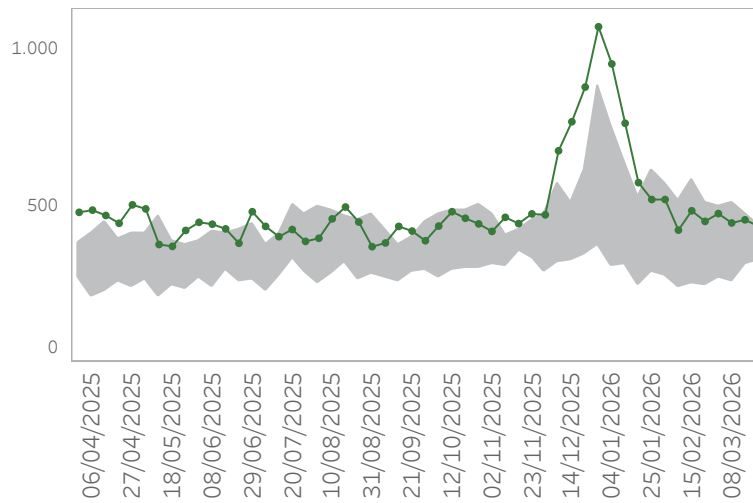
20-49



50-70



70+



Ultimo giorno di analisi: 22/03/2026

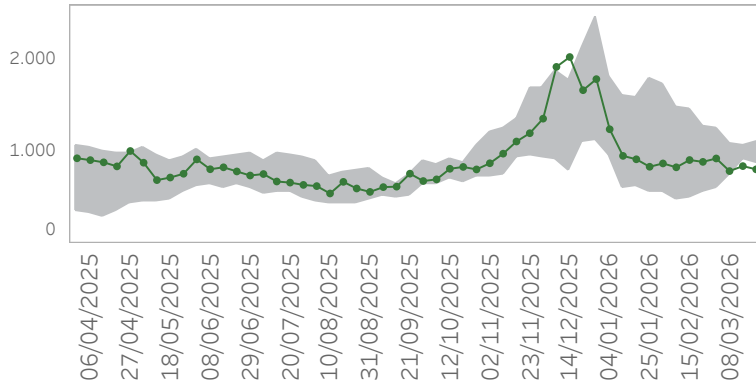
Accessi per fascia d'età con ILI

Fascia d'età	Settimana	2022	2023	2024	2025	2026
0-9	7	693	1.816	1.365	1.898	1.230
	8	851	1.761	1.344	1.614	1.122
	9	875	1.732	1.316	1.445	1.075
	10	960	1.691	1.413	1.312	974
	11	1.194	1.621	1.528	1.079	998
	12	1.556	1.647	1.552	1.036	989
10-19	7	108	264	231	451	192
	8	139	283	269	383	180
	9	152	232	266	342	185
	10	214	281	264	314	209
	11	279	252	330	256	194
	12	319	223	313	233	213
20-49	7	243	645	498	1.060	492
	8	296	650	533	914	458
	9	346	618	487	915	402
	10	481	595	502	740	412
	11	495	548	533	629	431
	12	611	528	492	536	436
50-70	7	160	271	289	433	343
	8	155	285	292	439	323
	9	193	274	254	421	362
	10	227	309	297	402	325
	11	223	220	305	386	351
	12	258	243	322	361	323
70+	7	254	363	374	584	484
	8	243	421	365	509	450
	9	269	345	365	498	475
	10	258	421	372	508	445
	11	322	311	349	471	455
	12	323	352	420	439	435

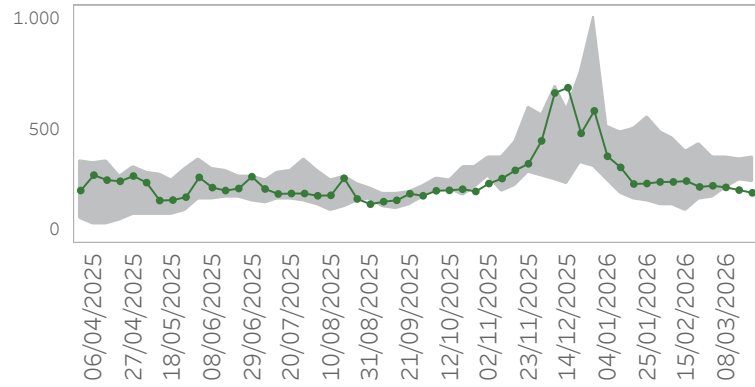
Ultimo giorno di analisi: 22/03/2026

Accessi per ATS con ILI

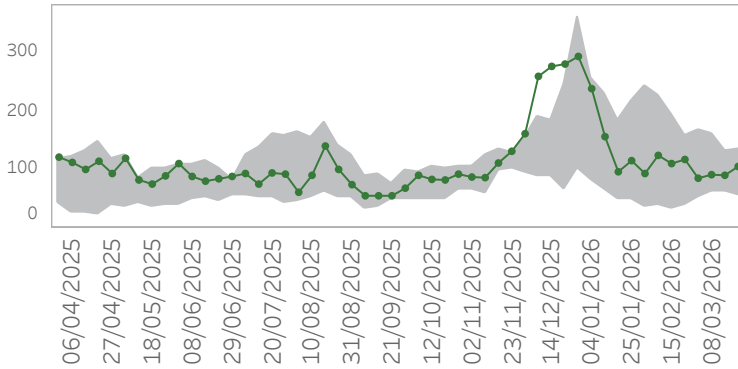
ATS della città Metropolitana di Milano



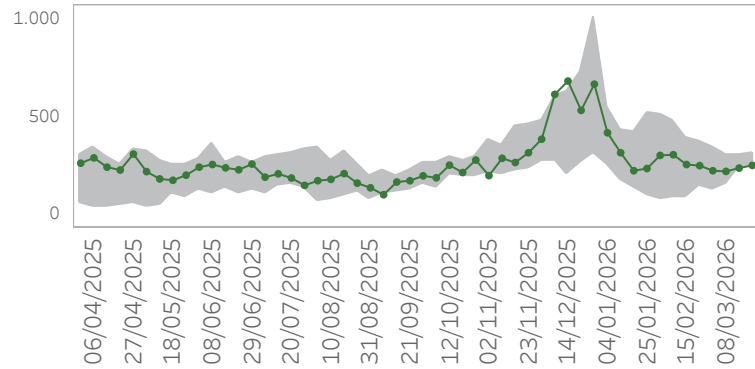
ATS dell'Insubria



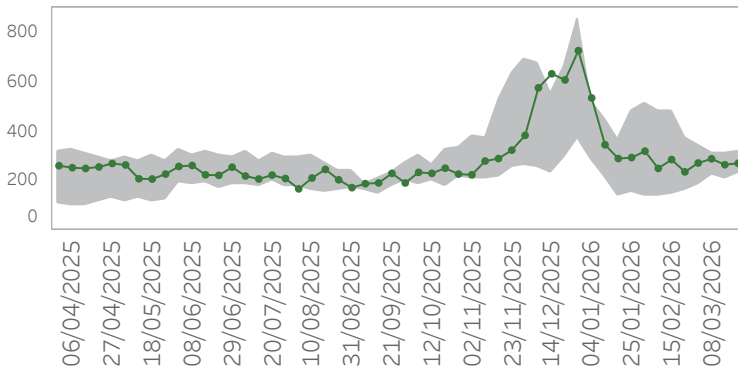
ATS della Montagna



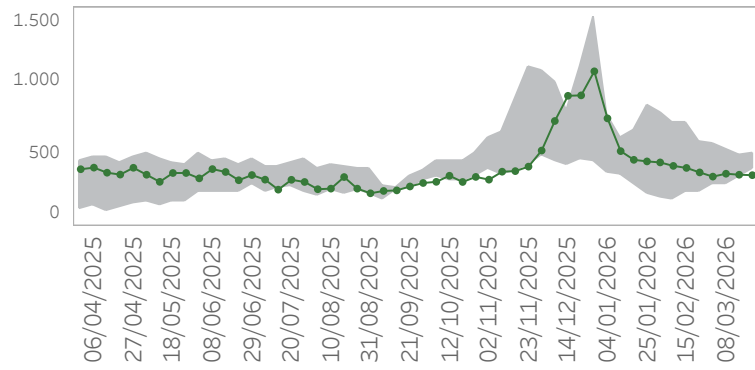
ATS della Brianza



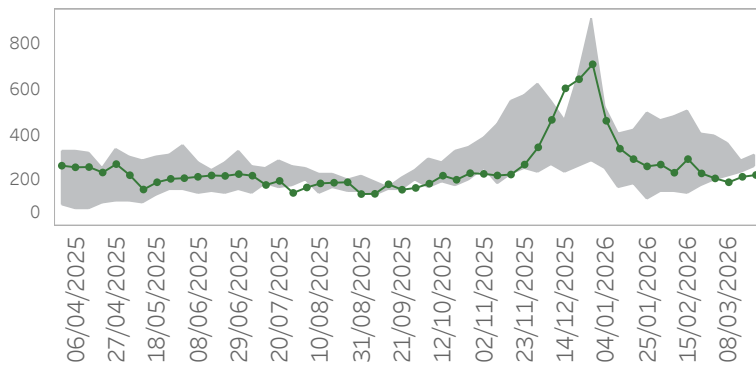
ATS di Bergamo



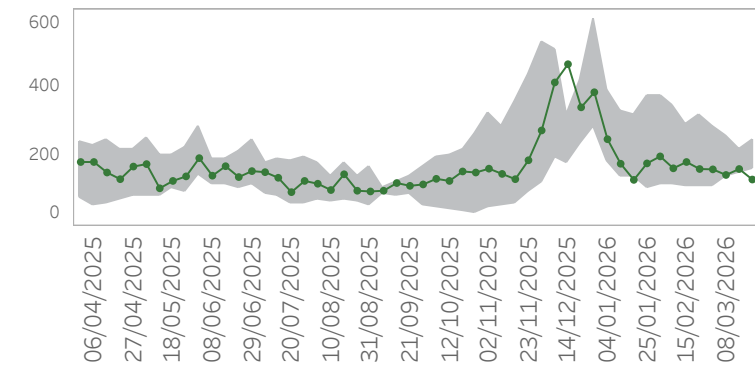
ATS di Brescia



ATS della Val Padana



ATS di Pavia



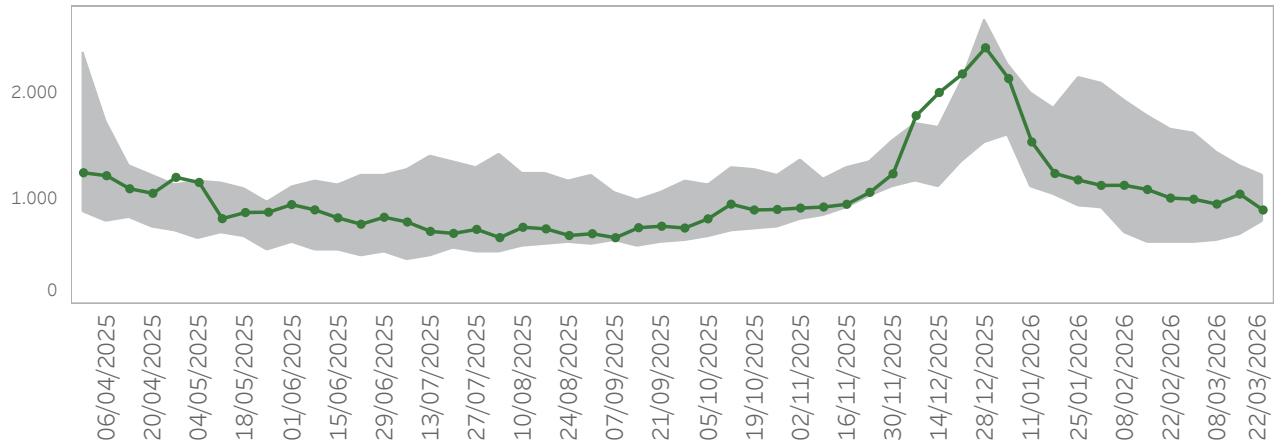
Ultimo giorno di analisi: 22/03/2026

Accessi per ATS con ILI

ATS	Settimana	2022	2023	2024	2025	2026
ATS DELLA CITTA' METROPOLITANA DI MILANO	7	494	1.059	900	1.449	908
	8	570	1.098	982	1.261	888
	9	609	1.039	904	1.254	925
	10	747	1.074	990	1.080	788
	11	916	921	1.058	940	842
	12	1.108	906	1.099	874	807
ATS DELL'INSUBRIA	7	147	382	285	407	276
	8	191	362	287	438	250
	9	203	379	279	327	255
	10	246	381	289	345	248
	11	278	375	346	313	236
	12	366	384	345	272	224
ATS DELLA MONTAGNA	7	33	102	127	193	110
	8	38	106	112	157	117
	9	53	95	96	166	85
	10	63	87	132	160	91
	11	62	73	131	125	90
	12	78	56	119	133	105
ATS DELLA BRIANZA	7	140	390	283	410	286
	8	191	315	295	387	281
	9	174	313	286	366	258
	10	200	327	314	321	255
	11	275	276	332	302	270
	12	274	313	340	294	282
ATS DI BERGAMO	7	147	341	282	479	287
	8	164	324	253	377	237
	9	186	305	301	344	273
	10	225	314	243	290	290
	11	208	309	288	273	266
	12	279	323	276	232	272
ATS DI BRESCIA	7	235	536	459	713	404
	8	234	539	451	589	373
	9	292	472	436	576	344
	10	297	503	406	525	364
	11	347	493	435	447	357
	12	418	463	499	395	354
ATS DELLA VAL PADANA	7	145	267	258	510	297
	8	181	340	258	409	234
	9	205	316	229	394	212
	10	223	356	263	366	195
	11	236	285	273	281	219
	12	300	309	281	262	227
ATS DI PAVIA	7	117	283	173	292	184
	8	115	317	171	271	164
	9	113	282	165	220	163
	10	140	255	216	207	147
	11	192	221	203	154	164
	12	244	239	177	166	134

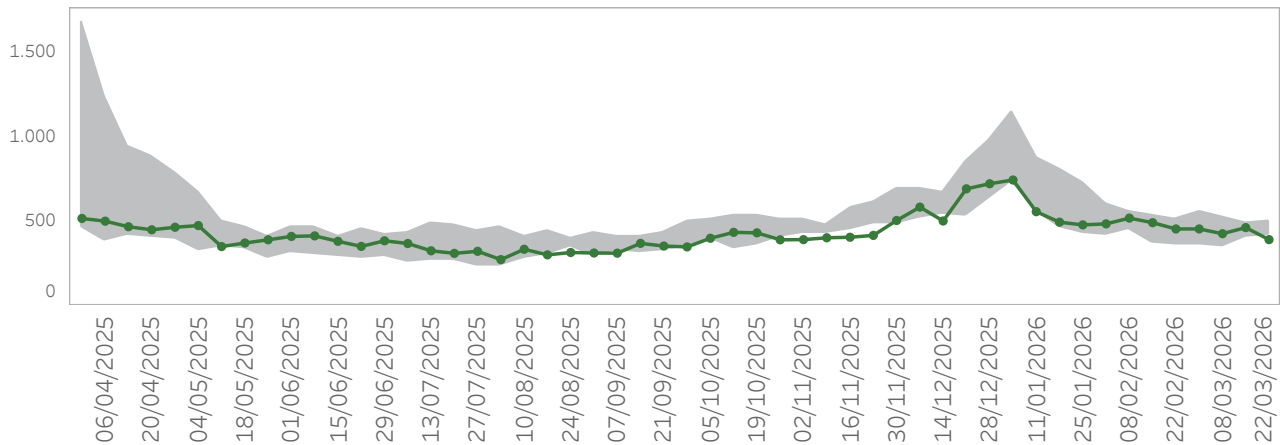
Ultimo giorno di analisi: 22/03/2026

Accessi in Pronto Soccorso con POLMONITI



Settimana	2022	2023	2024	2025	2026
7	589	1.161	951	1.776	1.088
8	582	1.116	928	1.659	1.007
9	575	967	927	1.613	996
10	601	983	993	1.431	950
11	660	895	1.062	1.309	1.044
12	776	873	1.102	1.220	894

Ricoveri da Pronto Soccorso con POLMONITI

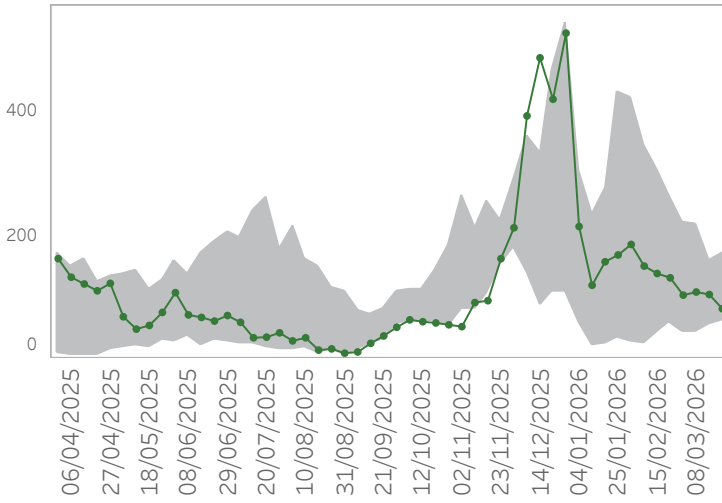


Settimana	2022	2023	2024	2025	2026
7	369	537	420	534	491
8	364	504	398	514	454
9	365	469	429	550	454
10	349	468	448	518	426
11	405	443	465	489	462
12	420	466	499	477	391

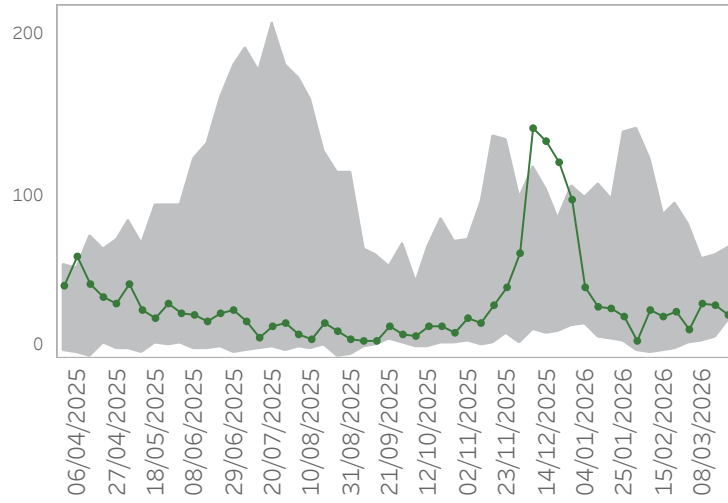
Ultimo giorno di analisi: 22/03/2026

Accessi per fascia d'età con POLMONITI

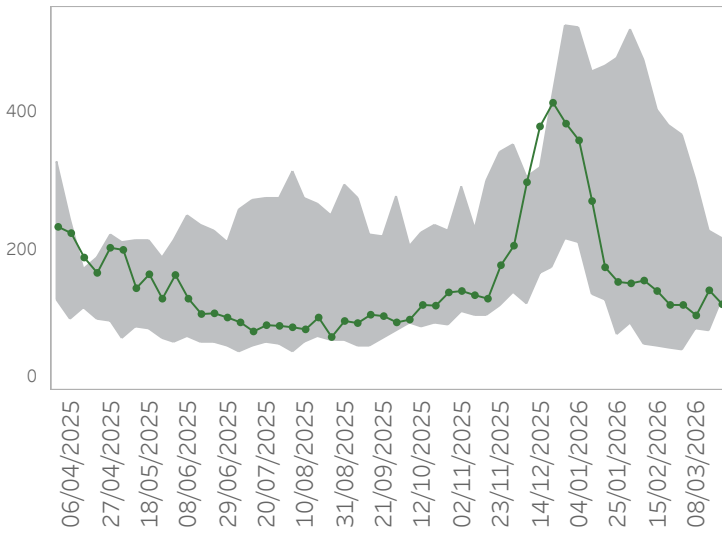
0-9



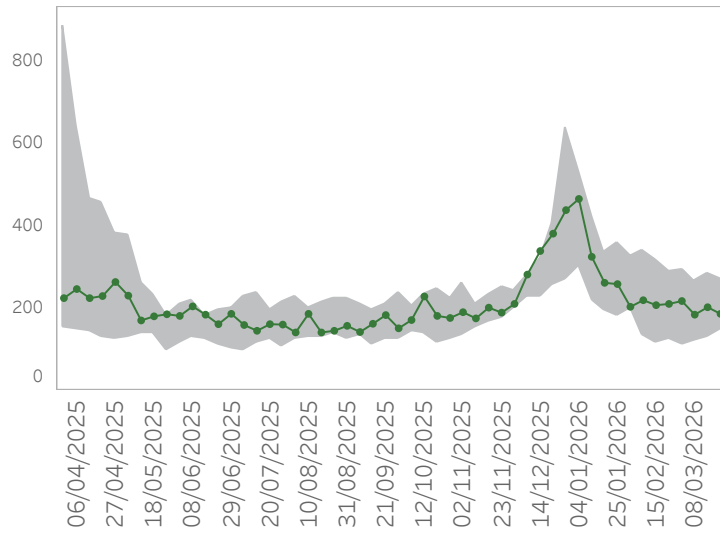
10-19



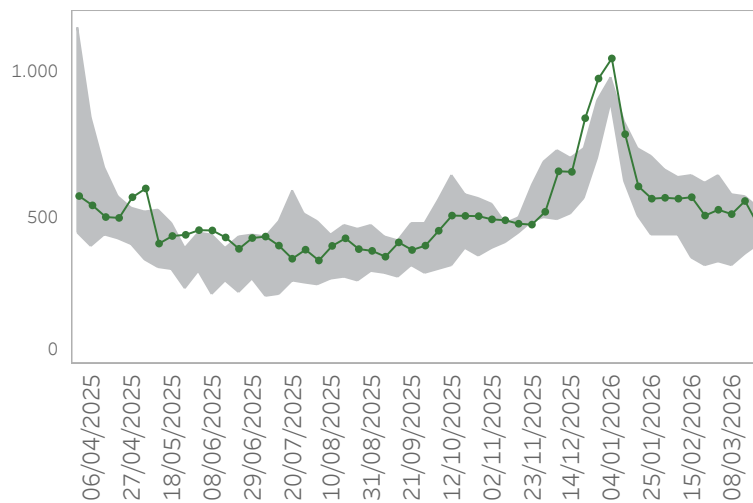
20-49



50-70



70+



Ultimo giorno di analisi: 22/03/2026

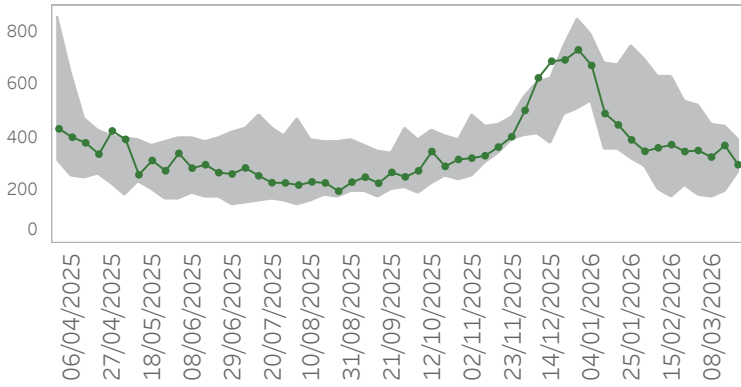
Accessi per fascia d'età con POLMONITI

Fascia d'età	Settimana	2022	2023	2024	2025	2026
0-9	7	44	159	108	305	138
	8	59	150	127	263	131
	9	45	143	138	221	103
	10	45	128	145	217	108
	11	56	118	158	157	104
	12	63	117	171	145	81
10-19	7	5	36	38	89	26
	8	6	42	37	96	29
	9	10	23	46	83	18
	10	11	32	40	62	34
	11	13	36	64	60	33
	12	27	24	69	48	27
20-49	7	63	209	156	402	143
	8	60	184	153	381	123
	9	59	155	142	366	123
	10	88	143	166	303	108
	11	86	148	184	227	144
	12	131	140	183	216	124
50-70	7	116	212	168	316	207
	8	124	221	182	288	210
	9	110	179	185	291	217
	10	122	186	199	263	184
	11	132	154	193	283	202
	12	149	163	204	269	186
70+	7	361	545	477	645	572
	8	333	519	428	616	509
	9	351	467	412	642	529
	10	335	493	442	576	514
	11	373	439	455	573	559
	12	406	429	465	532	475

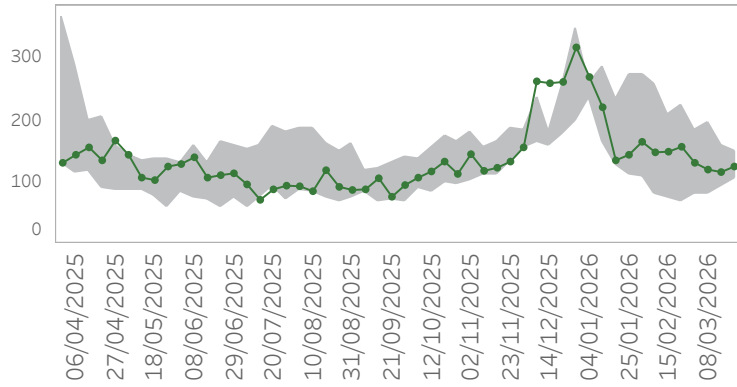
Ultimo giorno di analisi: 22/03/2026

Accessi per ATS con POLMONITI

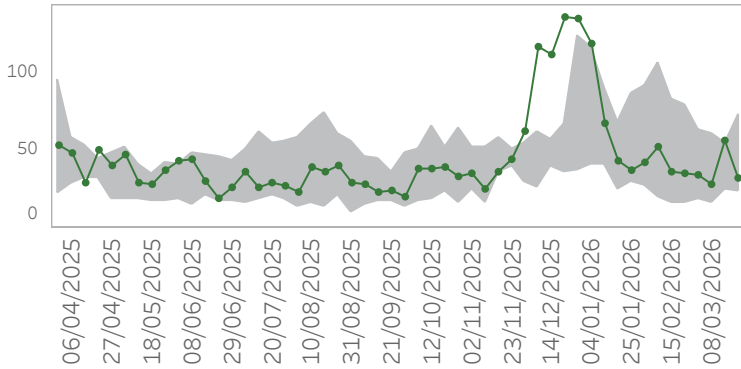
ATS della città Metropolitana di Milano



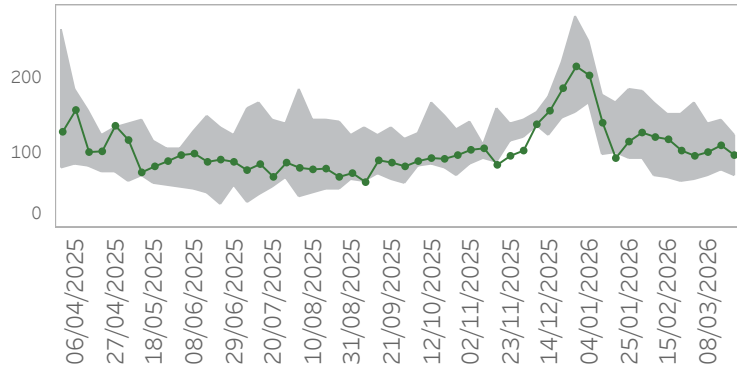
ATS dell'Insubria



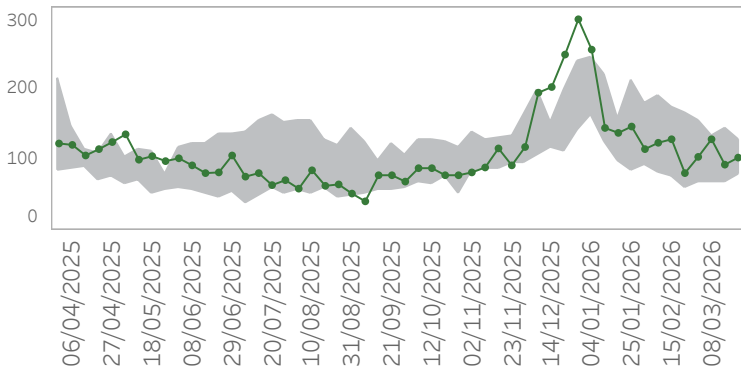
ATS della Montagna



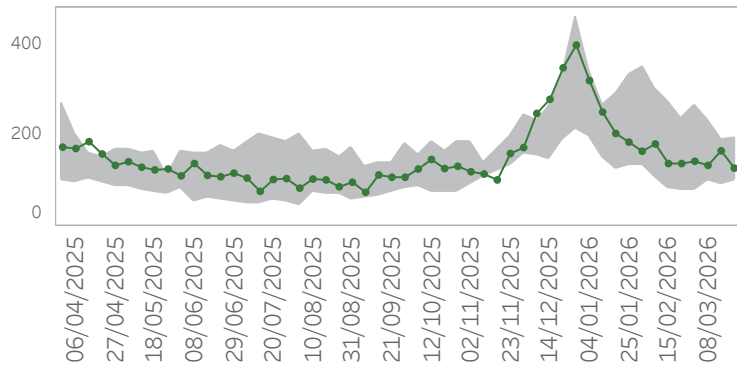
ATS della Brianza



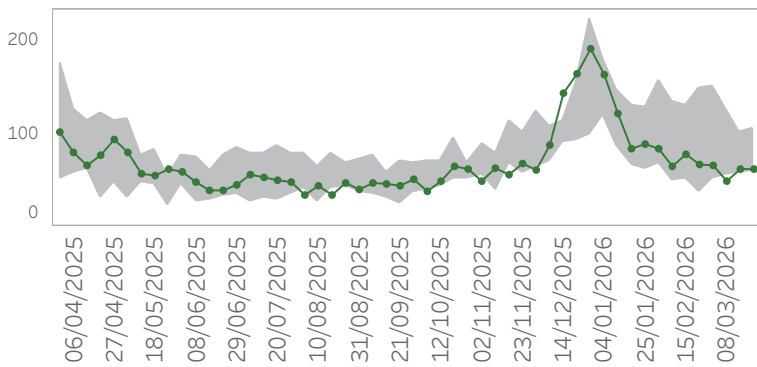
ATS di Bergamo



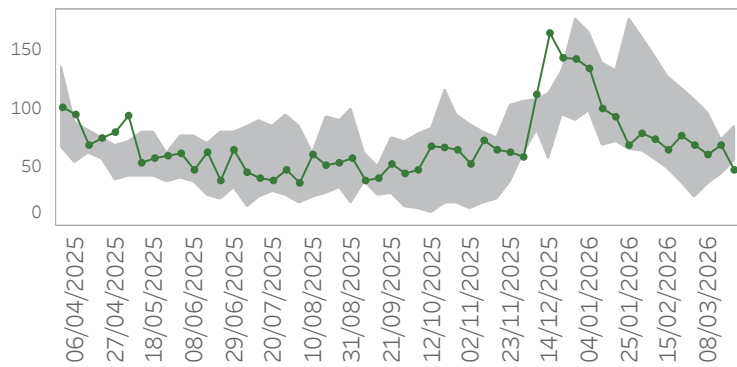
ATS di Brescia



ATS della Val Padana



ATS di Pavia



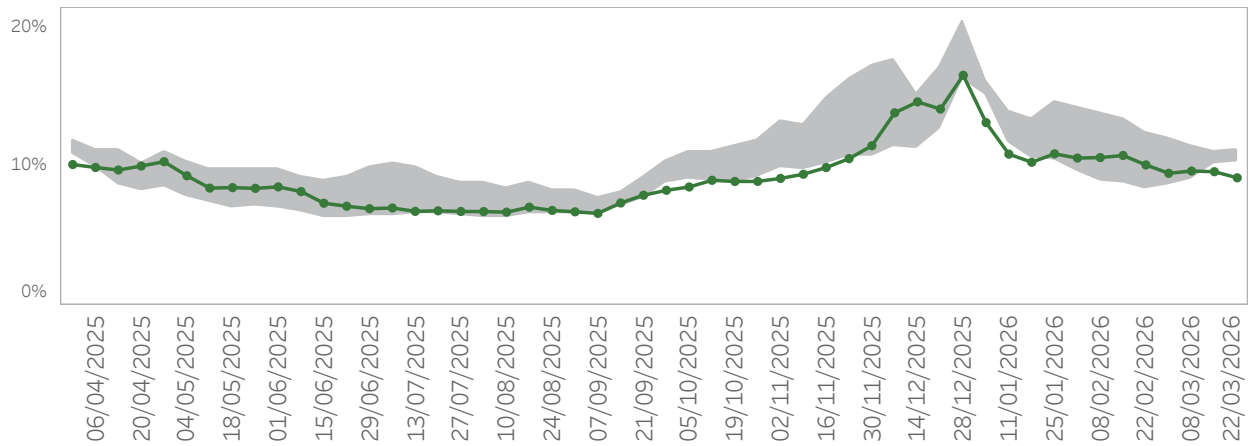
Ultimo giorno di analisi: 22/03/2026

Accessi per ATS con POLMONITI

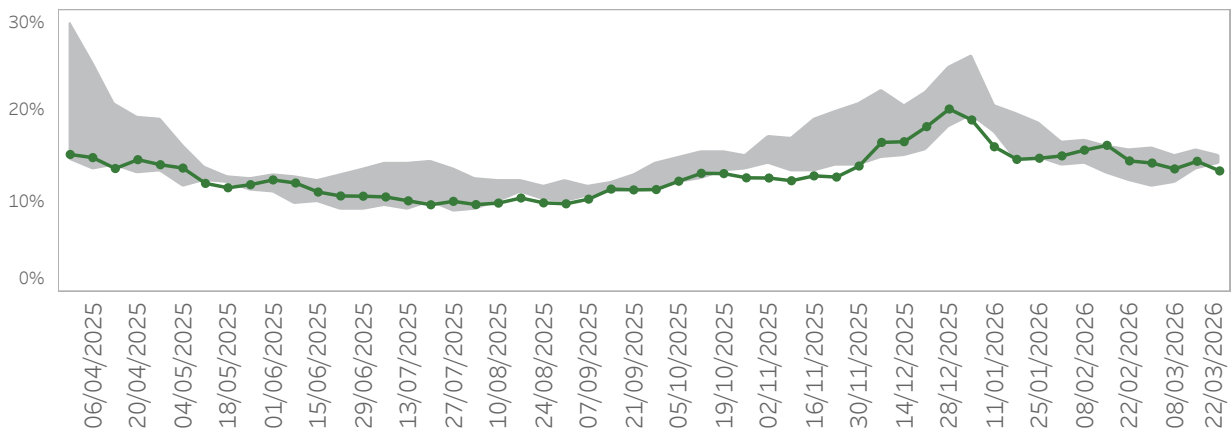
ATS	Settimana	2022	2023	2024	2025	2026
ATS DELLA CITTA' METROPOLITANA DI MILANO	7	171	383	329	630	375
	8	217	362	301	540	349
	9	182	334	351	524	353
	10	177	360	359	452	328
	11	193	342	389	446	372
	12	272	300	395	361	299
ATS DELL'INSUBRIA	7	74	162	105	208	149
	8	69	172	114	224	157
	9	80	124	110	182	131
	10	81	150	117	195	120
	11	94	142	107	160	116
	12	105	113	132	150	125
ATS DELLA MONTAGNA	7	16	45	43	82	36
	8	16	32	37	79	35
	9	18	41	34	62	34
	10	16	43	48	60	28
	11	30	24	47	54	56
	12	23	37	60	73	32
ATS DELLA BRIANZA	7	67	109	104	151	118
	8	62	101	96	151	103
	9	64	103	98	167	96
	10	68	90	110	137	101
	11	77	80	105	142	110
	12	69	87	106	123	97
ATS DI BERGAMO	7	77	117	98	174	129
	8	61	126	99	165	81
	9	67	84	87	154	104
	10	69	78	90	132	129
	11	68	72	115	143	93
	12	80	97	107	129	103
ATS DI BRESCIA	7	83	182	139	274	138
	8	82	147	141	234	138
	9	82	139	127	265	143
	10	99	113	123	232	134
	11	92	130	157	189	166
	12	103	123	164	193	128
ATS DELLA VAL PADANA	7	52	71	63	130	78
	8	38	90	74	149	67
	9	57	71	52	152	66
	10	56	80	61	127	49
	11	62	57	77	102	62
	12	64	61	73	106	62
ATS DI PAVIA	7	49	92	70	127	65
	8	37	86	66	117	77
	9	25	71	68	107	69
	10	35	69	85	96	61
	11	44	48	65	73	69
	12	60	55	65	85	48

3. PERCENTUALE ACCESSI

Ultimo giorno di analisi: 22/03/2026

% Accessi in Pronto Soccorso con SINDROMI RESPIRATORIE

Settimana	2022	2023	2024	2025	2026
7	8,78%	12,03%	10,69%	13,32%	10,76%
8	8,40%	11,99%	10,47%	12,39%	10,08%
9	8,68%	11,62%	10,77%	12,00%	9,48%
10	9,07%	11,46%	10,82%	11,29%	9,64%
11	10,24%	10,97%	10,58%	10,72%	9,60%
12	11,12%	10,98%	10,74%	10,35%	9,16%

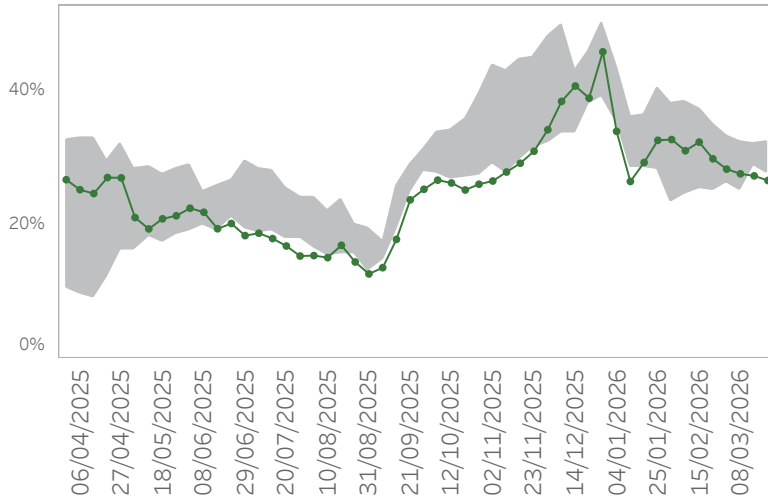
% di Ricoverati da Pronto Soccorso con SINDROMI RESPIRATORIE

Settimana	2022	2023	2024	2025	2026
7	13,11%	15,96%	14,34%	16,15%	16,19%
8	12,29%	15,70%	14,36%	15,05%	14,47%
9	11,66%	15,09%	14,02%	15,92%	14,23%
10	12,12%	14,69%	14,00%	15,05%	13,59%
11	14,04%	13,45%	13,82%	15,66%	14,43%
12	14,22%	14,26%	15,09%	14,59%	13,37%

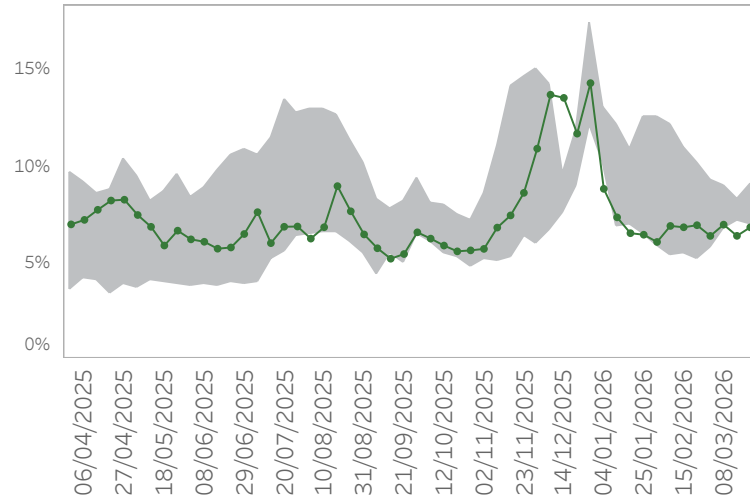
Ultimo giorno di analisi: 22/03/2026

% Accessi per fascia d'età con SINDROMI RESPIRATORIE

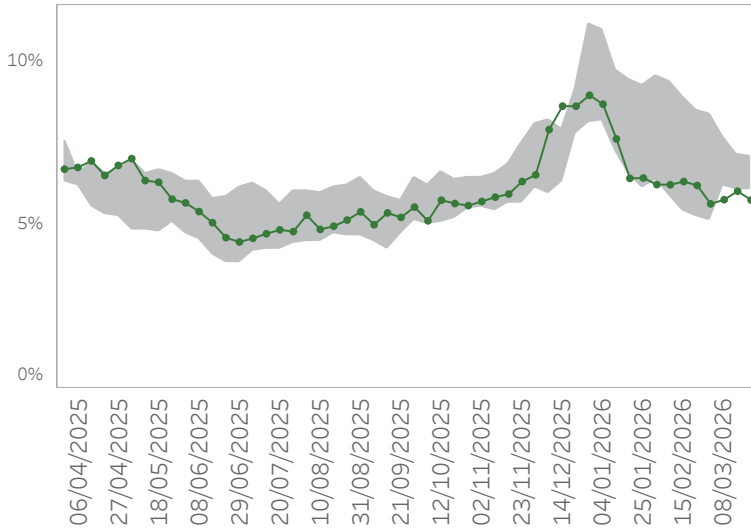
0-9



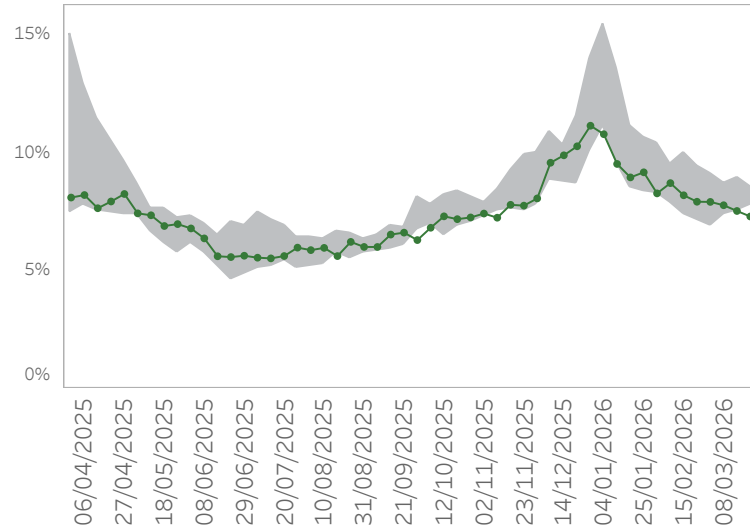
10-19



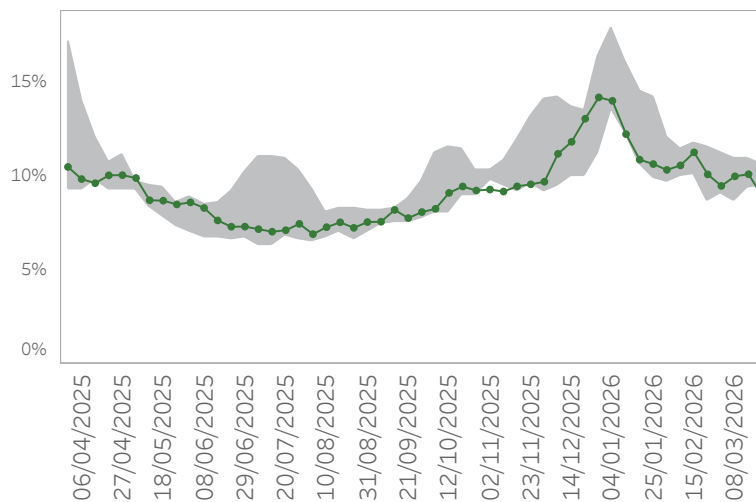
20-49



50-70



70+



Ultimo giorno di analisi: 22/03/2026

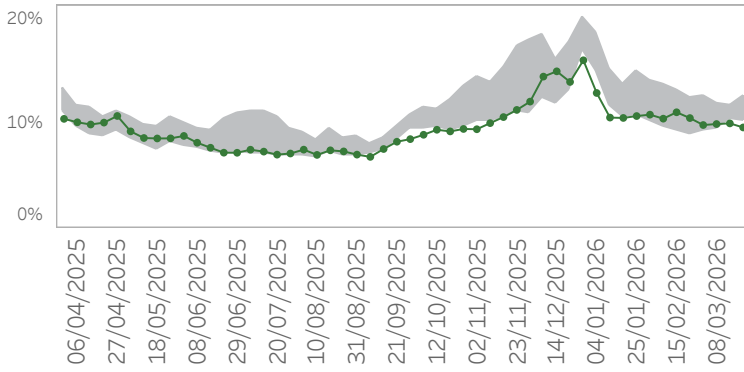
% Accessi per fascia d'età con SINDROMI RESPIRATORIE

Fascia d'età	Settimana	2022	2023	2024	2025	2026
0-9	7	25,43%	35,03%	30,68%	37,37%	32,38%
	8	25,23%	33,80%	30,48%	34,91%	29,88%
	9	26,31%	33,28%	30,71%	32,85%	28,35%
	10	25,20%	32,48%	31,69%	31,22%	27,64%
	11	29,52%	32,20%	30,71%	28,92%	27,34%
	12	31,49%	32,34%	31,68%	27,90%	26,64%
10-19	7	5,44%	8,65%	7,48%	10,91%	6,83%
	8	5,22%	8,00%	7,91%	10,17%	6,94%
	9	5,78%	7,62%	8,67%	9,29%	6,38%
	10	6,75%	7,57%	8,36%	8,94%	6,97%
	11	8,14%	7,15%	8,26%	8,02%	6,38%
	12	7,96%	6,93%	9,04%	7,46%	6,83%
20-49	7	5,45%	6,91%	6,45%	8,85%	6,31%
	8	5,23%	7,02%	6,26%	8,48%	6,19%
	9	5,12%	6,78%	6,40%	8,36%	5,63%
	10	6,18%	6,62%	6,56%	7,64%	5,76%
	11	6,08%	6,45%	6,11%	7,13%	6,01%
	12	7,04%	6,86%	6,08%	6,80%	5,74%
50-70	7	7,39%	8,61%	8,26%	9,94%	8,19%
	8	7,12%	8,91%	8,27%	9,43%	7,91%
	9	6,93%	8,54%	8,33%	9,08%	7,91%
	10	7,36%	8,68%	8,23%	8,70%	7,77%
	11	7,87%	7,55%	7,87%	8,96%	7,52%
	12	7,93%	7,93%	7,77%	8,51%	7,29%
70+	7	10,08%	11,11%	10,14%	11,70%	11,27%
	8	8,70%	11,54%	9,61%	10,74%	10,10%
	9	9,14%	10,99%	9,84%	11,27%	9,48%
	10	8,69%	10,92%	9,43%	10,74%	9,99%
	11	9,75%	10,18%	9,35%	10,95%	10,11%
	12	10,23%	9,68%	9,46%	10,58%	8,94%

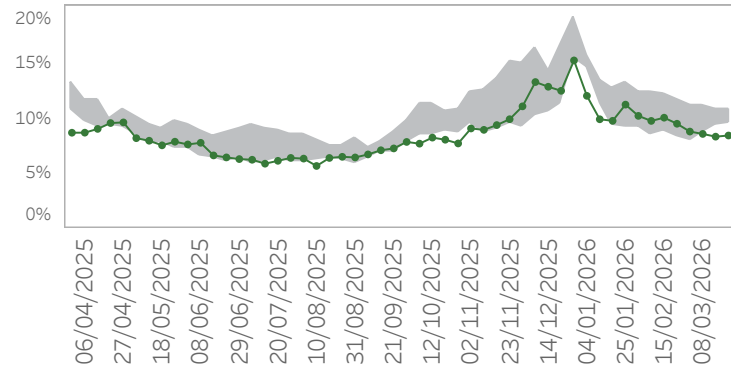
Ultimo giorno di analisi: 22/03/2026

% Accessi per ATS con SINDROMI RESPIRATORIE

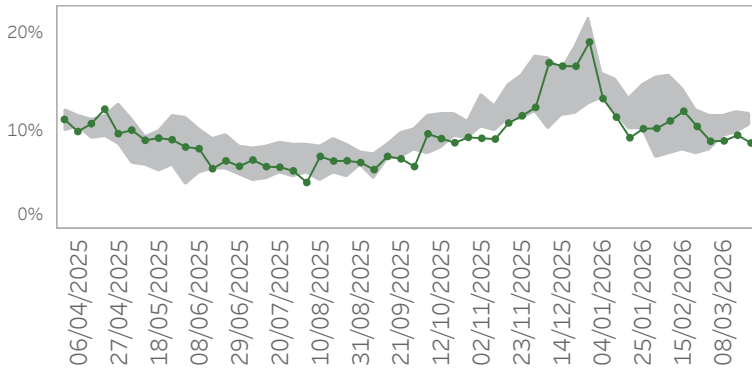
ATS della città Metropolitana di Milano



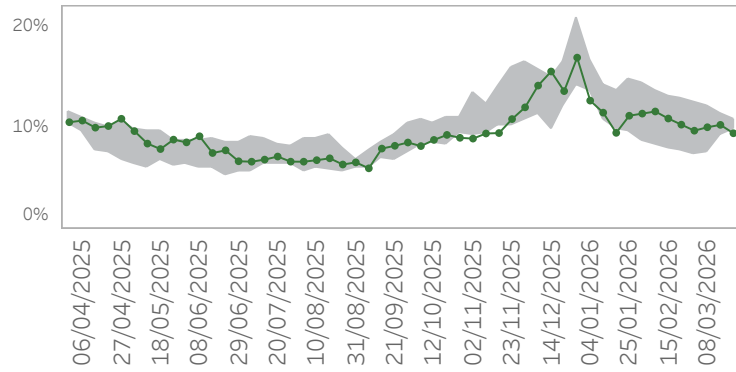
ATS dell'Insubria



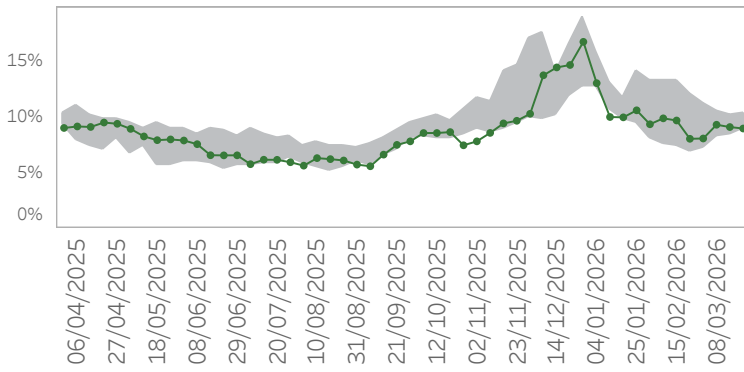
ATS della Montagna



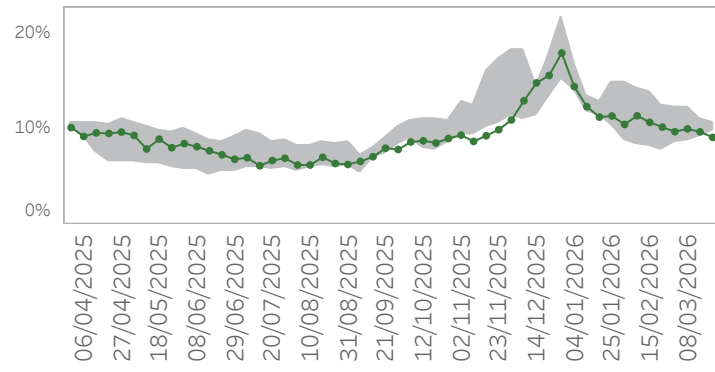
ATS della Brianza



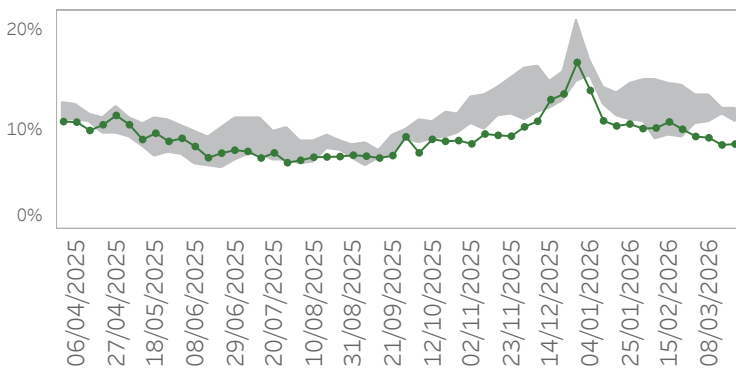
ATS di Bergamo



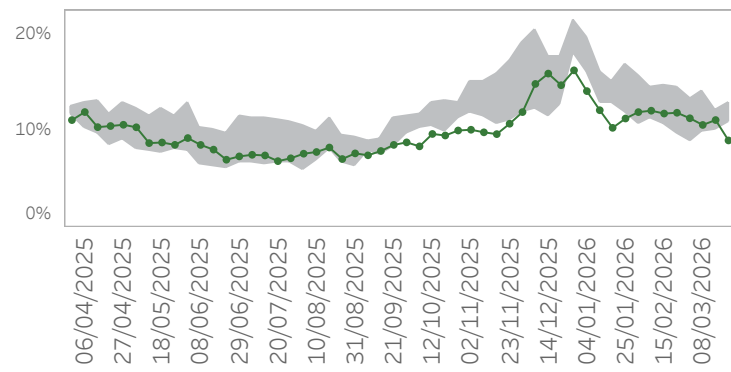
ATS di Brescia



ATS della Val Padana



ATS di Pavia

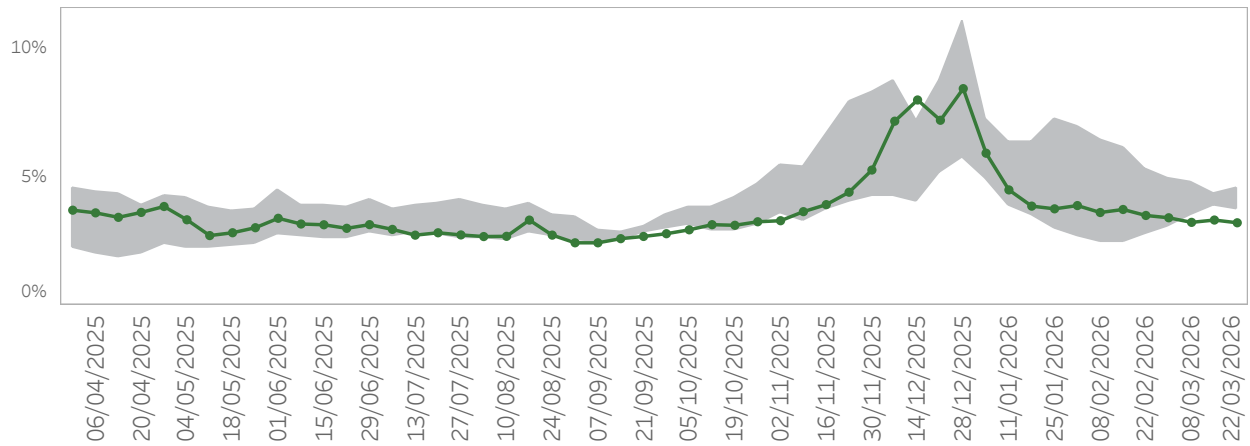


Ultimo giorno di analisi: 22/03/2026

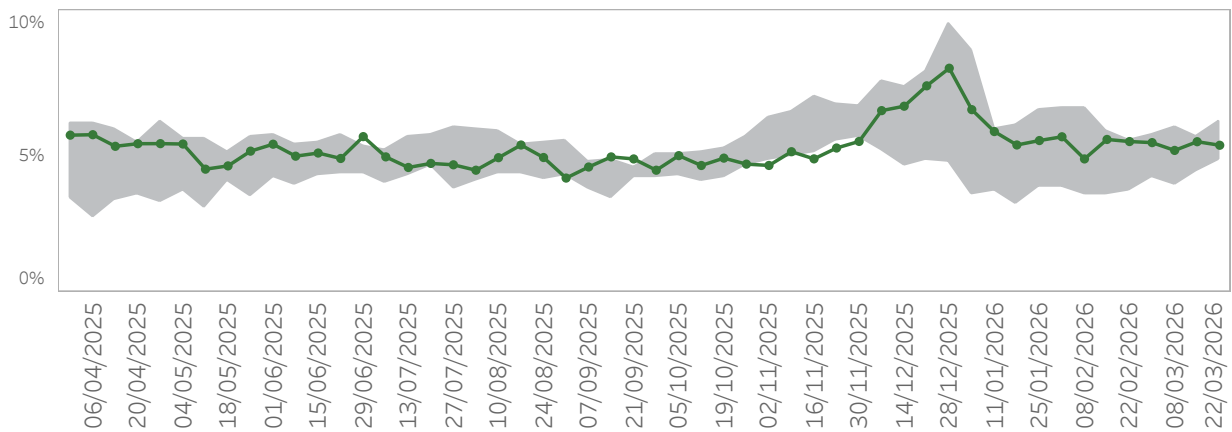
% Accessi per ATS con SINDROMI RESPIRATORIE

ATS	Settimana	2022	2023	2024	2025	2026
ATS DELLA CITTA' METROPOLITANA DI MILANO	7	9,22%	12,57%	10,86%	13,14%	11,00%
	8	8,95%	12,38%	10,63%	12,03%	10,46%
	9	9,34%	12,47%	10,86%	11,96%	9,80%
	10	9,41%	11,86%	11,05%	11,11%	9,89%
	11	11,08%	11,67%	10,87%	10,44%	9,95%
	12	12,59%	11,56%	11,09%	10,18%	9,57%
ATS DELL'INSUBRIA	7	8,93%	11,38%	9,68%	12,22%	10,10%
	8	8,40%	11,62%	9,44%	11,75%	9,54%
	9	8,06%	10,66%	10,58%	11,14%	8,83%
	10	8,82%	11,20%	10,42%	10,04%	8,62%
	11	9,46%	10,86%	10,15%	10,50%	8,37%
	12	10,68%	10,85%	10,11%	9,69%	8,47%
ATS DELLA MONTAGNA	7	7,98%	11,96%	9,90%	14,44%	12,09%
	8	7,69%	10,03%	10,51%	12,29%	10,53%
	9	8,16%	11,69%	11,25%	11,65%	9,01%
	10	9,36%	11,29%	11,55%	10,95%	9,05%
	11	10,50%	9,84%	10,77%	11,98%	9,63%
	12	10,63%	10,65%	11,37%	11,82%	8,83%
ATS DELLA BRIANZA	7	7,99%	10,65%	9,66%	12,97%	10,89%
	8	7,78%	10,93%	10,12%	12,81%	10,28%
	9	7,30%	10,66%	10,10%	12,56%	9,69%
	10	7,60%	10,06%	10,60%	12,04%	10,03%
	11	9,24%	9,82%	9,72%	11,28%	10,26%
	12	9,75%	10,00%	10,83%	9,97%	9,44%
ATS DI BERGAMO	7	7,33%	10,63%	10,30%	13,21%	9,67%
	8	6,86%	11,35%	10,25%	12,08%	8,03%
	9	7,21%	10,73%	10,57%	11,12%	8,05%
	10	8,27%	10,46%	9,59%	10,01%	9,28%
	11	8,45%	9,40%	10,18%	10,12%	9,08%
	12	8,98%	10,11%	9,68%	10,25%	8,95%
ATS DI BRESCIA	7	8,24%	12,23%	10,82%	13,72%	10,67%
	8	7,85%	11,90%	10,25%	12,47%	10,17%
	9	8,69%	10,80%	10,60%	12,29%	9,69%
	10	8,75%	10,91%	9,96%	12,20%	9,99%
	11	9,19%	11,08%	10,33%	10,77%	9,68%
	12	9,83%	10,56%	10,46%	10,20%	9,10%
ATS DELLA VAL PADANA	7	9,51%	12,26%	12,30%	14,70%	10,78%
	8	9,23%	12,26%	11,56%	14,33%	10,05%
	9	10,48%	11,97%	10,81%	13,46%	9,32%
	10	10,81%	12,44%	12,18%	13,40%	9,19%
	11	11,75%	11,46%	11,45%	12,18%	8,48%
	12	10,99%	10,86%	10,80%	12,09%	8,56%
ATS DI PAVIA	7	10,65%	14,60%	12,67%	14,29%	11,78%
	8	9,72%	14,42%	11,80%	13,05%	11,86%
	9	8,88%	13,30%	12,24%	12,16%	11,29%
	10	9,85%	14,02%	12,34%	11,61%	10,60%
	11	12,12%	11,50%	11,30%	10,11%	11,11%
	12	12,82%	12,45%	11,76%	10,88%	9,00%

Ultimo giorno di analisi: 22/03/2026

% Accessi in Pronto Soccorso con ILI

Settimana	2022	2023	2024	2025	2026
7	2,46%	4,92%	3,93%	6,12%	3,73%
8	2,74%	5,03%	3,93%	5,29%	3,50%
9	3,06%	4,78%	3,84%	4,95%	3,41%
10	3,50%	4,76%	4,04%	4,55%	3,23%
11	3,91%	4,35%	4,10%	3,94%	3,32%
12	4,56%	4,37%	4,14%	3,73%	3,21%

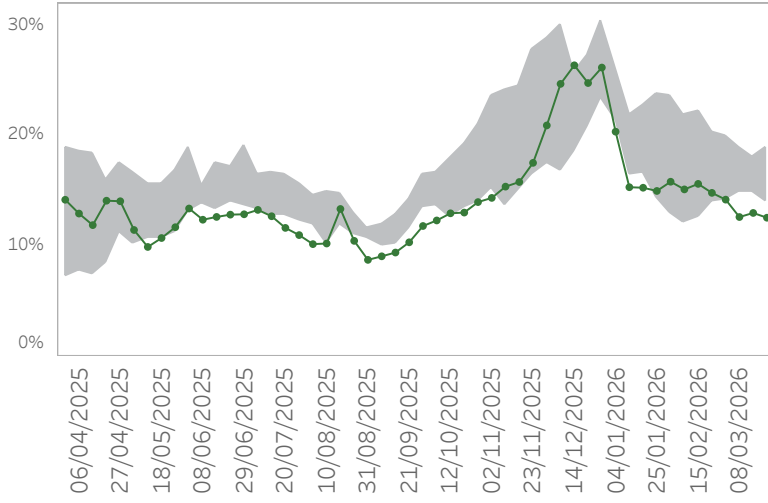
% di Ricoverati da Pronto Soccorso con ILI

Settimana	2022	2023	2024	2025	2026
7	3,59%	5,65%	5,50%	5,96%	5,63%
8	3,77%	5,59%	5,04%	5,58%	5,56%
9	4,22%	5,59%	5,46%	5,78%	5,52%
10	3,98%	5,67%	6,11%	5,94%	5,23%
11	4,49%	5,21%	5,65%	5,76%	5,55%
12	4,86%	5,49%	6,29%	5,19%	5,42%

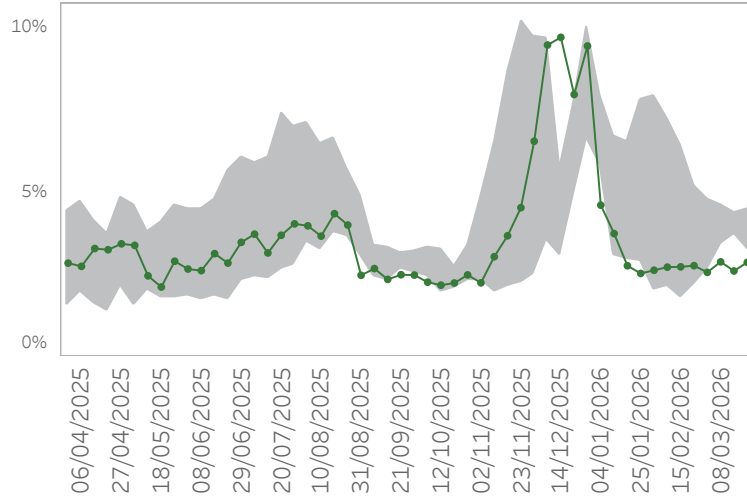
Ultimo giorno di analisi: 22/03/2026

% Accessi per fascia d'età con ILI

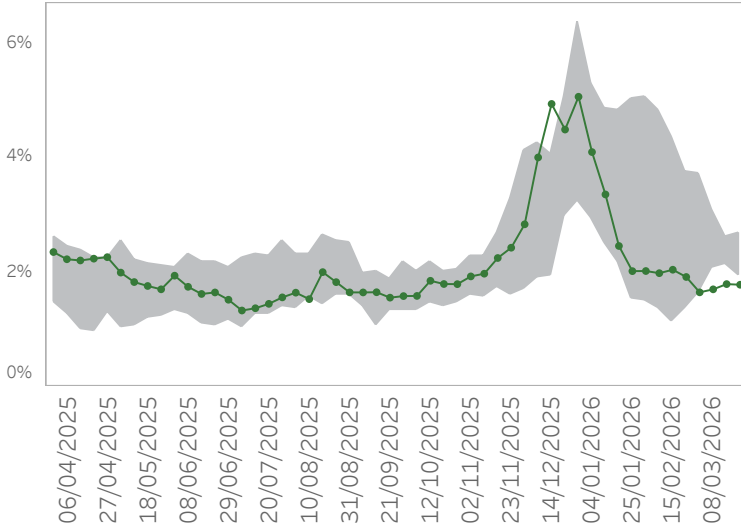
0-9



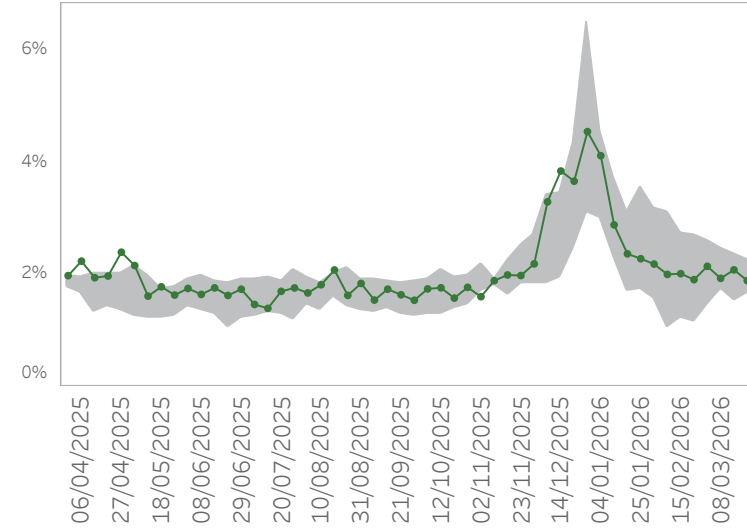
10-19



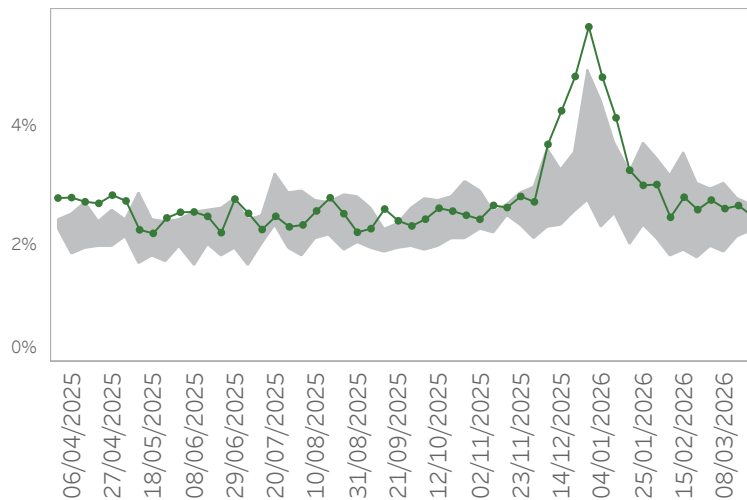
20-49



50-70



70+



Ultimo giorno di analisi: 22/03/2026

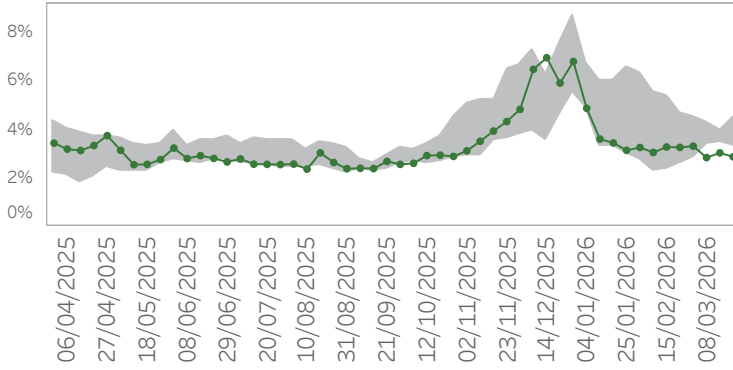
% Accessi per fascia d'età con ILI

Fascia d'età	Settimana	2022	2023	2024	2025	2026
0-9	7	12,63%	20,53%	16,13%	22,13%	15,61%
	8	13,96%	20,19%	15,89%	19,53%	14,80%
	9	14,24%	19,85%	15,35%	17,81%	14,19%
	10	14,84%	18,81%	16,30%	16,68%	12,62%
	11	15,83%	18,06%	16,06%	14,97%	12,98%
	12	18,24%	18,80%	16,31%	14,09%	12,55%
10-19	7	1,78%	4,17%	3,58%	6,39%	2,72%
	8	2,19%	4,58%	3,82%	5,16%	2,76%
	9	2,68%	3,54%	3,87%	4,75%	2,55%
	10	3,44%	4,09%	3,79%	4,60%	2,87%
	11	4,11%	3,72%	4,38%	3,69%	2,60%
	12	4,45%	3,25%	3,99%	3,40%	2,86%
20-49	7	1,14%	2,79%	2,07%	4,35%	2,04%
	8	1,36%	2,79%	2,17%	3,75%	1,91%
	9	1,63%	2,74%	2,02%	3,70%	1,65%
	10	2,25%	2,55%	2,08%	3,08%	1,70%
	11	2,24%	2,39%	2,14%	2,62%	1,79%
	12	2,66%	2,30%	1,95%	2,29%	1,78%
50-70	7	1,24%	1,89%	1,86%	2,73%	2,01%
	8	1,17%	2,02%	1,86%	2,70%	1,90%
	9	1,47%	1,92%	1,65%	2,58%	2,14%
	10	1,73%	2,10%	1,93%	2,44%	1,93%
	11	1,66%	1,52%	1,88%	2,34%	2,08%
	12	1,85%	1,67%	1,97%	2,26%	1,89%
70+	7	1,89%	2,33%	2,39%	3,54%	2,80%
	8	1,75%	2,75%	2,35%	3,04%	2,59%
	9	1,94%	2,31%	2,42%	2,94%	2,75%
	10	1,85%	2,73%	2,42%	3,02%	2,61%
	11	2,23%	2,10%	2,14%	2,78%	2,66%
	12	2,22%	2,29%	2,57%	2,67%	2,48%

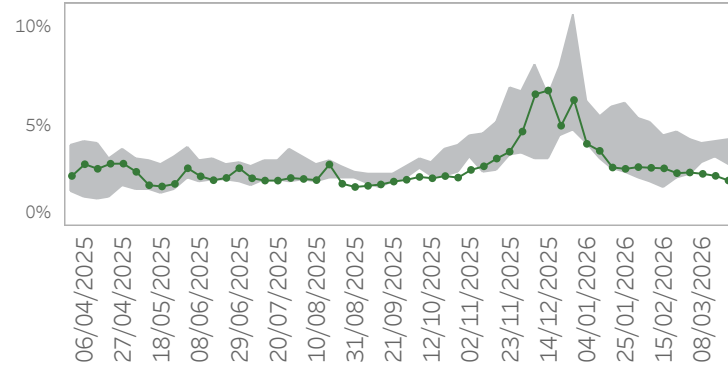
Ultimo giorno di analisi: 22/03/2026

% Accessi per ATS con ILI

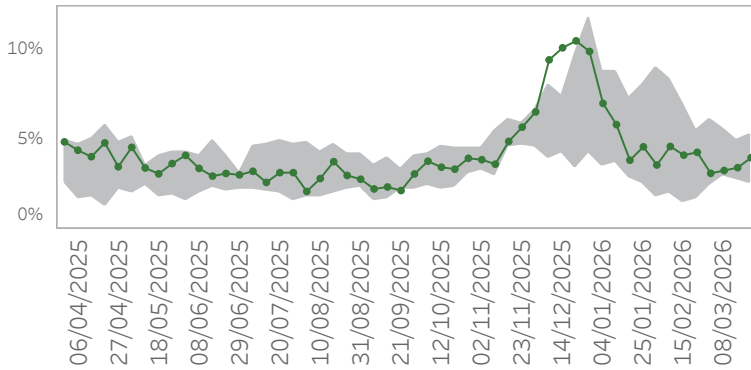
ATS della città Metropolitana di Milano



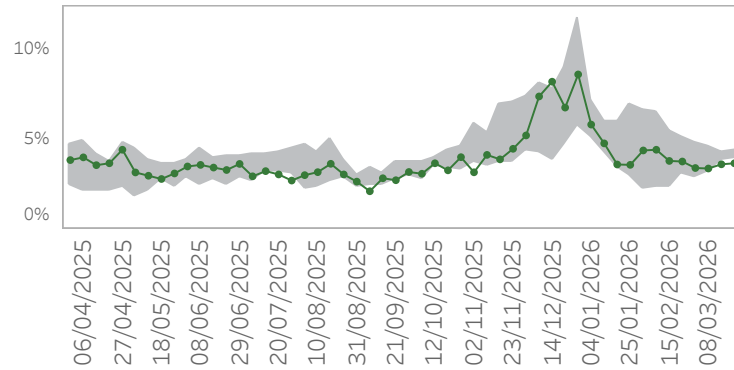
ATS dell'Insubria



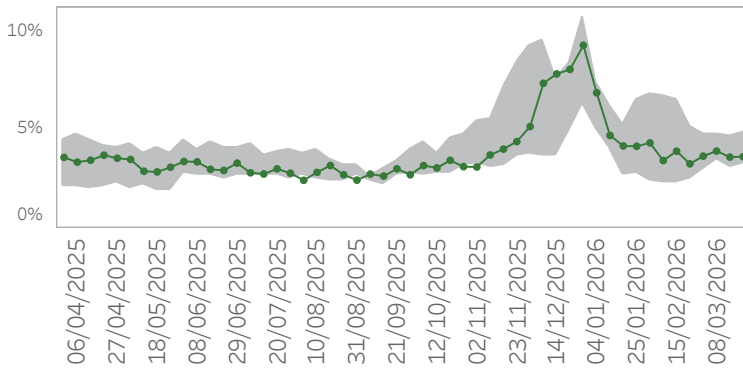
ATS della Montagna



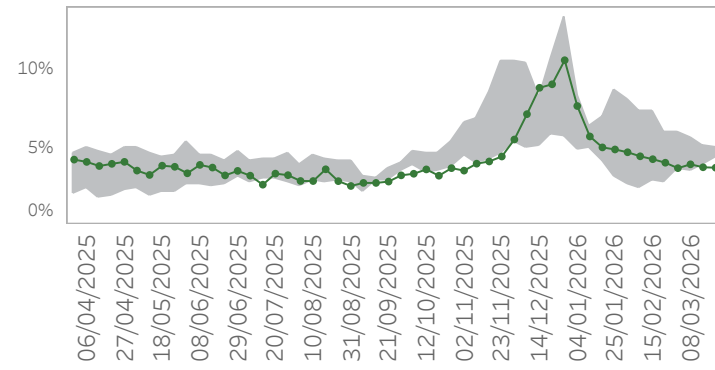
ATS della Brianza



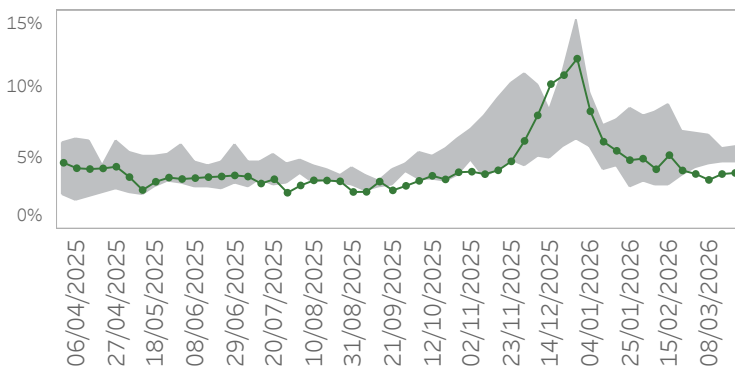
ATS di Bergamo



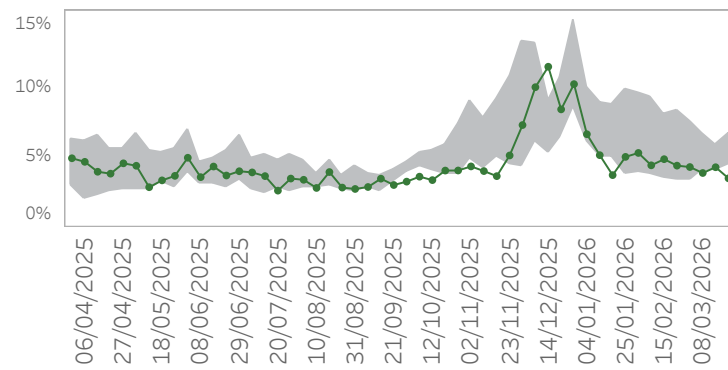
ATS di Brescia



ATS della Val Padana



ATS di Pavia



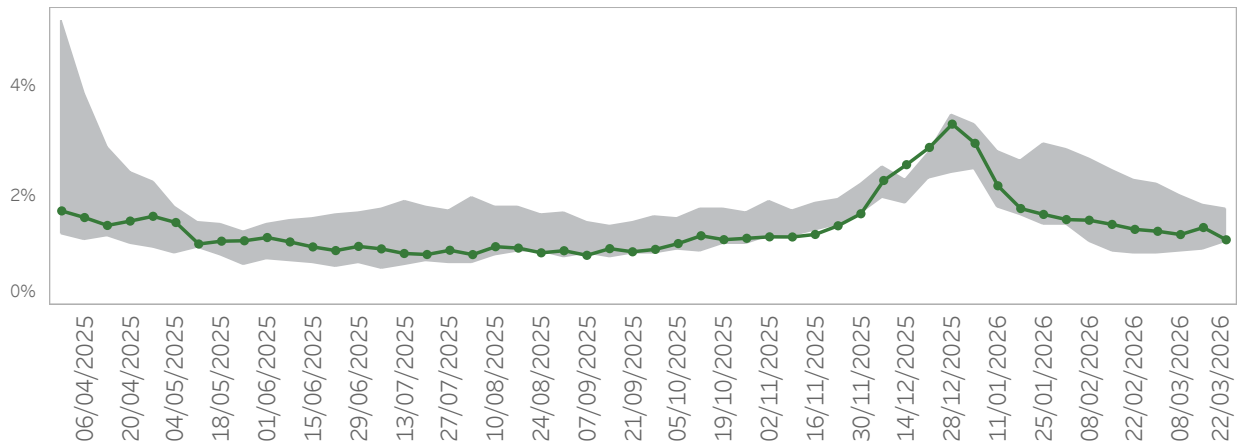
Ultimo giorno di analisi: 22/03/2026

% Accessi per ATS con ILI

ATS	Settimana	2022	2023	2024	2025	2026
ATS DELLA CITTA' METROPOLITANA DI MILANO	7	2,35%	4,36%	3,43%	5,40%	3,28%
	8	2,62%	4,50%	3,64%	4,69%	3,27%
	9	2,84%	4,29%	3,45%	4,54%	3,32%
	10	3,42%	4,26%	3,70%	4,00%	2,84%
	11	3,94%	3,78%	3,76%	3,49%	3,04%
	12	4,54%	3,69%	3,81%	3,35%	2,88%
ATS DELL'INSUBRIA	7	1,93%	4,40%	3,23%	4,48%	2,90%
	8	2,38%	4,17%	3,28%	4,70%	2,66%
	9	2,59%	4,28%	3,28%	3,61%	2,70%
	10	3,19%	4,15%	3,36%	3,69%	2,63%
	11	3,56%	4,21%	3,70%	3,48%	2,53%
	12	4,33%	4,29%	3,67%	3,07%	2,29%
ATS DELLA MONTAGNA	7	1,49%	4,01%	4,52%	6,88%	4,09%
	8	1,66%	4,24%	4,16%	5,44%	4,25%
	9	2,39%	4,21%	3,78%	6,05%	3,09%
	10	2,92%	3,75%	4,89%	5,56%	3,24%
	11	2,77%	3,18%	4,83%	4,93%	3,40%
	12	3,38%	2,50%	4,62%	5,22%	3,95%
ATS DELLA BRIANZA	7	2,32%	5,38%	3,82%	5,43%	3,76%
	8	3,08%	4,63%	3,93%	5,12%	3,73%
	9	2,89%	4,50%	3,90%	4,78%	3,37%
	10	3,22%	4,59%	4,34%	4,37%	3,34%
	11	4,16%	3,83%	4,26%	3,98%	3,58%
	12	3,99%	4,37%	4,35%	3,92%	3,63%
ATS DI BERGAMO	7	2,33%	4,77%	4,07%	6,50%	3,90%
	8	2,50%	4,83%	3,59%	5,08%	3,26%
	9	2,96%	4,69%	4,20%	4,72%	3,65%
	10	3,51%	4,78%	3,52%	4,08%	3,90%
	11	3,06%	4,60%	3,86%	3,86%	3,60%
	12	3,90%	4,83%	3,68%	3,28%	3,62%
ATS DI BRESCIA	7	2,87%	5,66%	4,87%	7,37%	4,22%
	8	2,79%	5,63%	4,78%	5,99%	4,00%
	9	3,55%	5,01%	4,61%	5,90%	3,64%
	10	3,49%	5,17%	4,38%	5,57%	3,89%
	11	3,89%	5,08%	4,43%	4,76%	3,70%
	12	4,51%	4,75%	4,93%	4,30%	3,67%
ATS DELLA VAL PADANA	7	3,17%	5,25%	4,87%	8,75%	5,26%
	8	3,81%	6,63%	4,86%	6,96%	4,18%
	9	4,39%	6,26%	4,35%	6,82%	3,93%
	10	4,56%	6,60%	4,88%	6,61%	3,51%
	11	4,69%	5,67%	4,82%	4,91%	3,92%
	12	5,89%	5,69%	4,96%	4,72%	4,00%
ATS DI PAVIA	7	3,56%	7,46%	4,87%	8,07%	4,88%
	8	3,40%	8,34%	4,50%	7,29%	4,42%
	9	3,43%	7,52%	4,45%	5,78%	4,32%
	10	4,08%	6,70%	5,67%	5,52%	3,90%
	11	5,35%	5,92%	5,24%	4,07%	4,31%
	12	6,73%	6,42%	4,54%	4,51%	3,52%

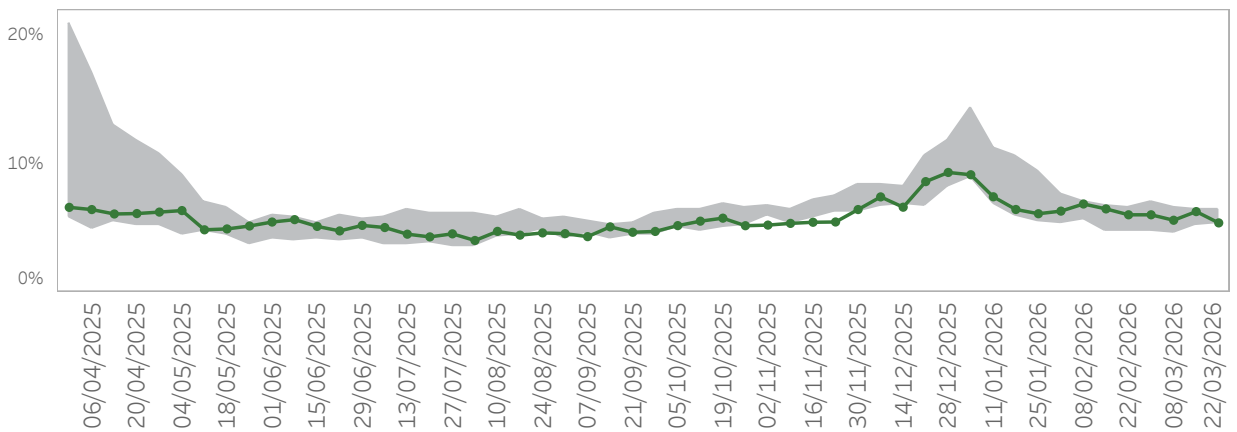
Ultimo giorno di analisi: 22/03/2026

% Accessi in Pronto Soccorso con POLMONITI



Settimana	2022	2023	2024	2025	2026
7	1,00%	1,70%	1,35%	2,44%	1,47%
8	0,95%	1,65%	1,30%	2,26%	1,38%
9	0,96%	1,44%	1,32%	2,19%	1,35%
10	0,98%	1,42%	1,40%	1,98%	1,29%
11	1,03%	1,32%	1,42%	1,82%	1,42%
12	1,15%	1,28%	1,45%	1,73%	1,19%

% di Ricoverati da Pronto Soccorso con POLMONITI

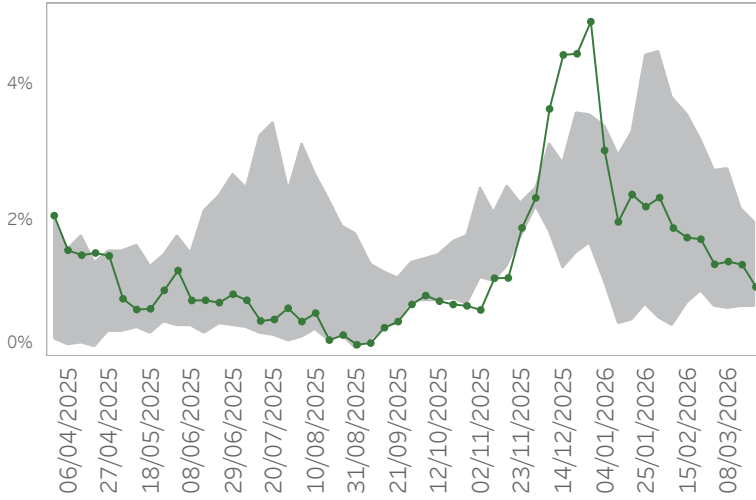


Settimana	2022	2023	2024	2025	2026
7	4,82%	6,42%	5,42%	6,76%	6,46%
8	4,70%	6,17%	5,20%	6,58%	6,01%
9	4,71%	5,89%	5,38%	6,95%	6,01%
10	4,58%	5,71%	5,86%	6,61%	5,58%
11	5,18%	5,64%	5,82%	6,33%	6,25%
12	5,33%	5,89%	6,29%	6,33%	5,38%

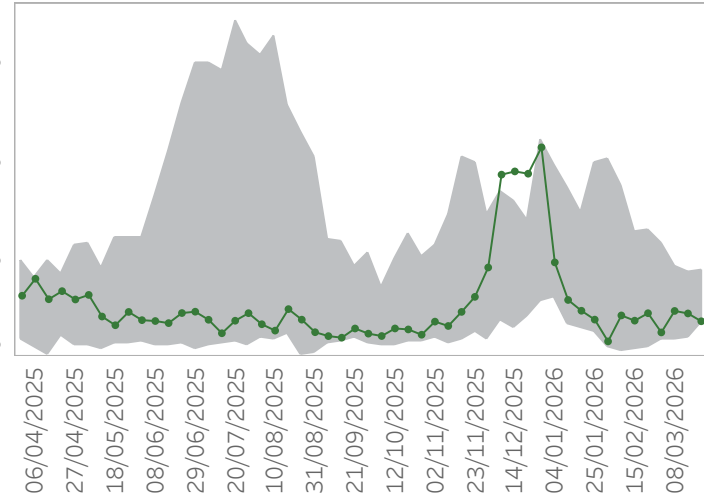
Ultimo giorno di analisi: 22/03/2026

% Accessi per fascia d'età con POLMONITI

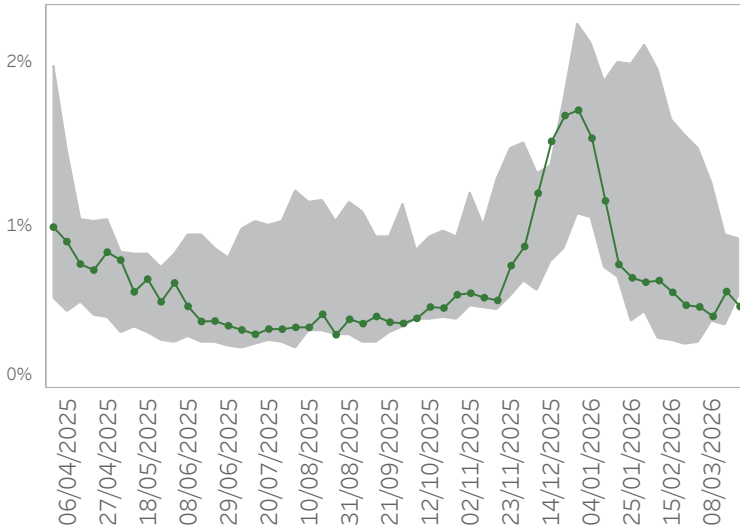
0-9



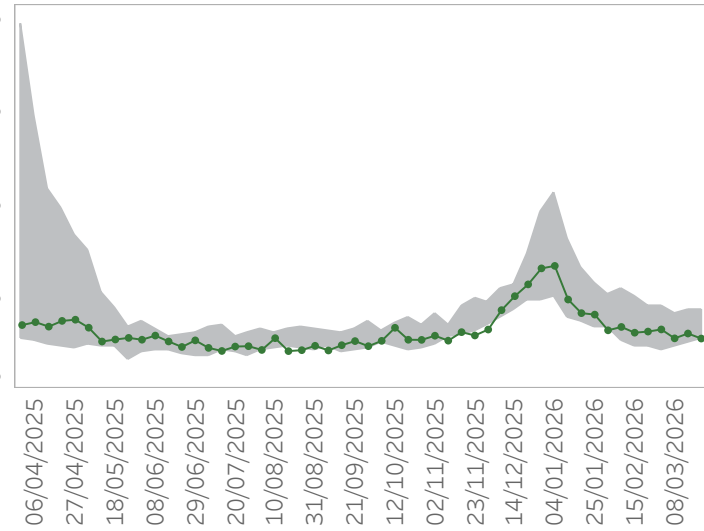
10-19



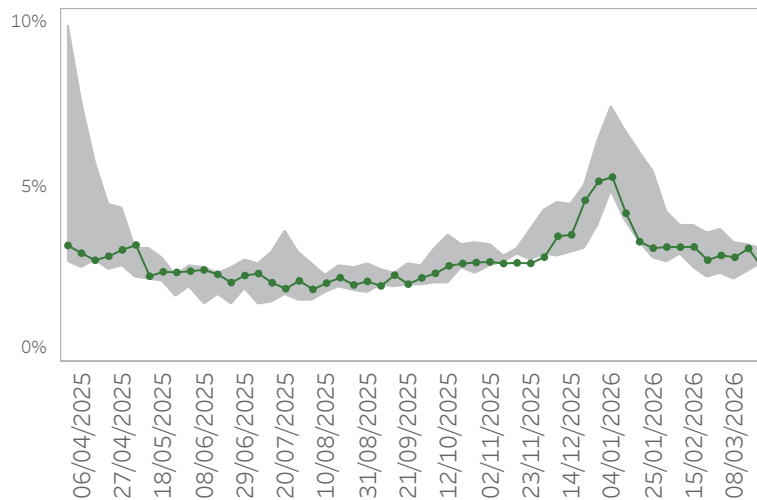
20-49



50-70



70+



Ultimo giorno di analisi: 22/03/2026

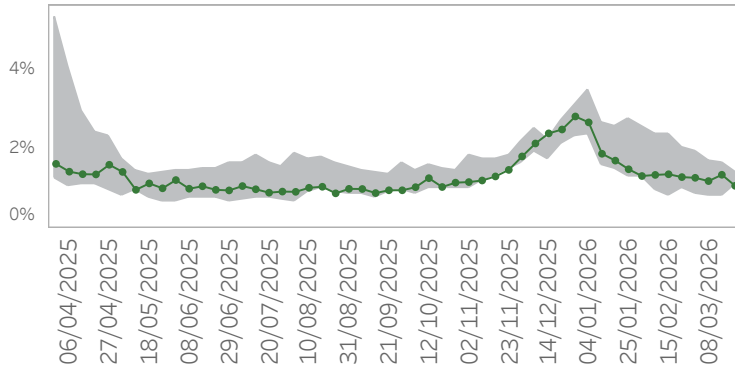
% Accessi per fascia d'età con POLMONITI

Fascia d'età	Settimana	2022	2023	2024	2025	2026
0-9	7	0,80%	1,80%	1,28%	3,56%	1,75%
	8	0,97%	1,72%	1,50%	3,18%	1,73%
	9	0,73%	1,64%	1,61%	2,72%	1,36%
	10	0,70%	1,42%	1,67%	2,76%	1,40%
	11	0,74%	1,31%	1,66%	2,18%	1,35%
	12	0,74%	1,34%	1,80%	1,97%	1,03%
10-19	7	0,08%	0,57%	0,59%	1,26%	0,37%
	8	0,09%	0,68%	0,53%	1,29%	0,44%
	9	0,18%	0,35%	0,67%	1,15%	0,25%
	10	0,18%	0,47%	0,57%	0,91%	0,47%
	11	0,19%	0,53%	0,85%	0,87%	0,44%
	12	0,38%	0,35%	0,88%	0,70%	0,36%
20-49	7	0,30%	0,90%	0,65%	1,65%	0,59%
	8	0,28%	0,79%	0,62%	1,56%	0,51%
	9	0,28%	0,69%	0,59%	1,48%	0,50%
	10	0,41%	0,61%	0,69%	1,26%	0,45%
	11	0,39%	0,65%	0,74%	0,95%	0,60%
	12	0,57%	0,61%	0,73%	0,92%	0,51%
50-70	7	0,90%	1,48%	1,08%	2,00%	1,21%
	8	0,93%	1,57%	1,16%	1,77%	1,24%
	9	0,84%	1,26%	1,20%	1,78%	1,28%
	10	0,93%	1,26%	1,30%	1,60%	1,09%
	11	0,98%	1,06%	1,19%	1,71%	1,20%
	12	1,07%	1,12%	1,25%	1,68%	1,09%
70+	7	2,69%	3,50%	3,04%	3,91%	3,31%
	8	2,40%	3,40%	2,76%	3,68%	2,93%
	9	2,53%	3,13%	2,74%	3,79%	3,06%
	10	2,40%	3,19%	2,88%	3,42%	3,01%
	11	2,58%	2,97%	2,80%	3,38%	3,27%
	12	2,79%	2,79%	2,85%	3,24%	2,71%

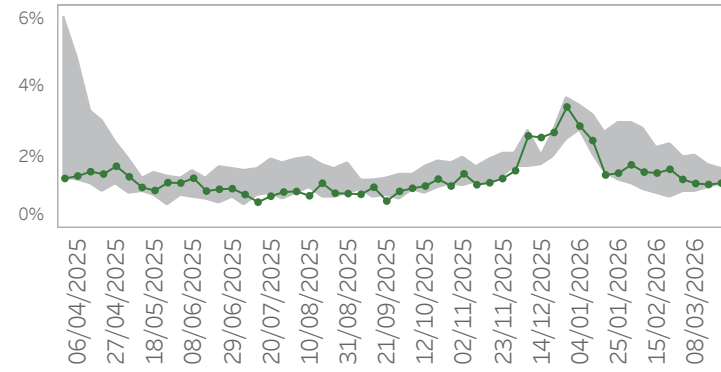
Ultimo giorno di analisi: 22/03/2026

% Accessi per ATS con POLMONITI

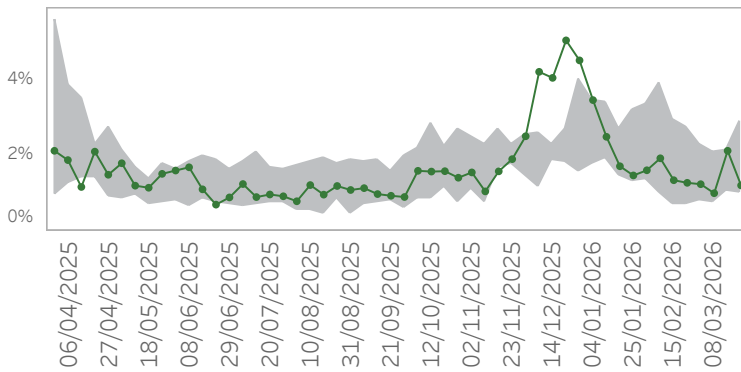
ATS della città Metropolitana di Milano



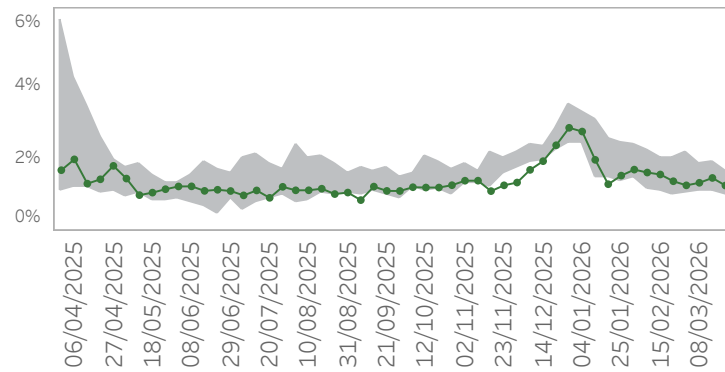
ATS dell'Insubria



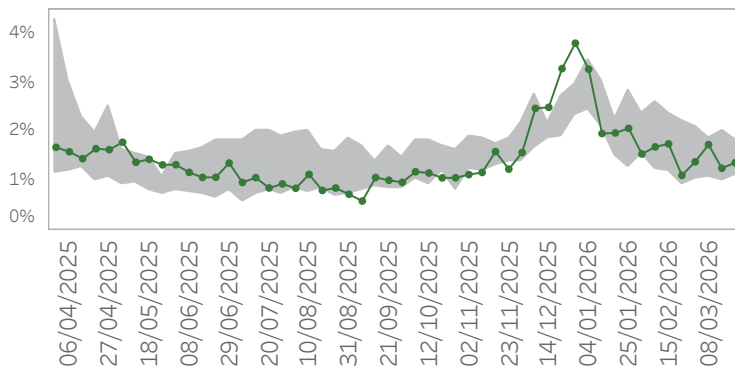
ATS della Montagna



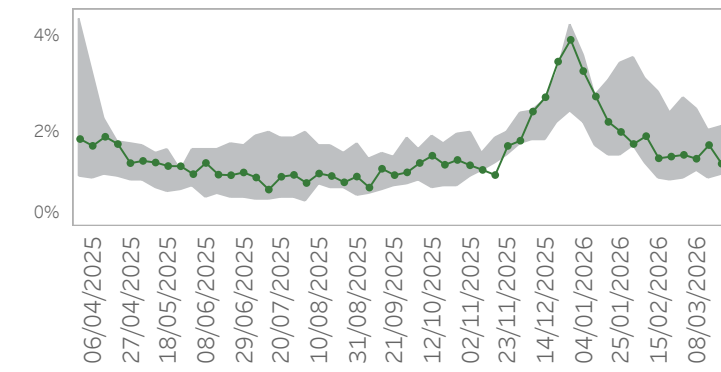
ATS della Brianza



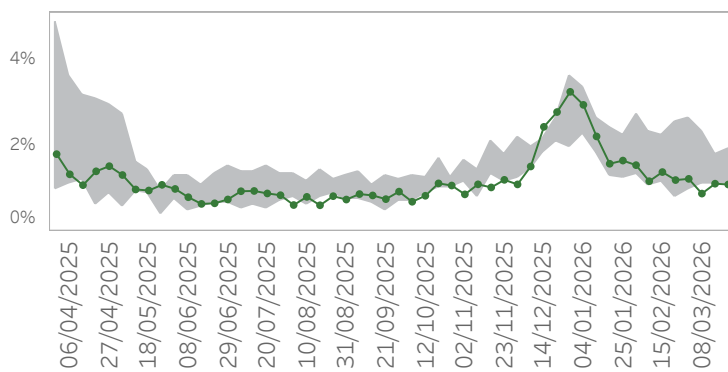
ATS di Bergamo



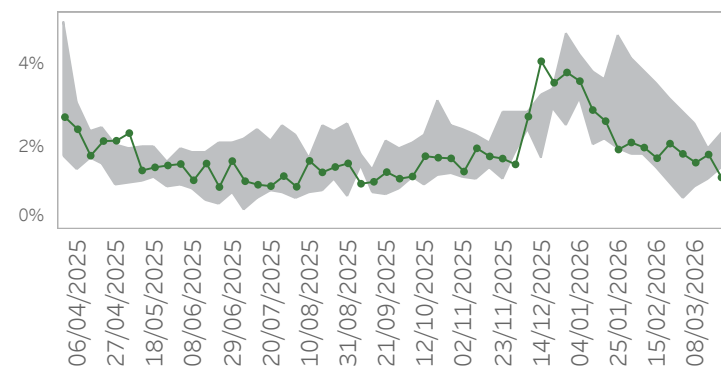
ATS di Brescia



ATS della Val Padana



ATS di Pavia



Ultimo giorno di analisi: 22/03/2026

% Accessi per ATS con POLMONITI

ATS	Settimana	2022	2023	2024	2025	2026
ATS DELLA CITTA' METROPOLITANA DI MILANO	7	0,81%	1,58%	1,25%	2,35%	1,36%
	8	1,00%	1,49%	1,12%	2,01%	1,28%
	9	0,85%	1,38%	1,34%	1,90%	1,27%
	10	0,81%	1,43%	1,34%	1,68%	1,18%
	11	0,83%	1,40%	1,38%	1,65%	1,34%
	12	1,11%	1,22%	1,37%	1,38%	1,07%
ATS DELL'INSUBRIA	7	0,97%	1,87%	1,19%	2,29%	1,57%
	8	0,86%	1,98%	1,30%	2,40%	1,67%
	9	1,02%	1,40%	1,29%	2,01%	1,39%
	10	1,05%	1,63%	1,36%	2,09%	1,27%
	11	1,20%	1,60%	1,15%	1,78%	1,24%
	12	1,24%	1,26%	1,40%	1,70%	1,28%
ATS DELLA MONTAGNA	7	0,72%	1,77%	1,53%	2,92%	1,34%
	8	0,70%	1,28%	1,37%	2,74%	1,27%
	9	0,81%	1,81%	1,34%	2,26%	1,23%
	10	0,74%	1,85%	1,78%	2,08%	1,00%
	11	1,34%	1,05%	1,73%	2,13%	2,11%
	12	1,00%	1,65%	2,33%	2,87%	1,20%
ATS DELLA BRIANZA	7	1,11%	1,50%	1,40%	2,00%	1,55%
	8	1,00%	1,49%	1,28%	2,00%	1,37%
	9	1,06%	1,48%	1,34%	2,18%	1,25%
	10	1,09%	1,26%	1,52%	1,87%	1,32%
	11	1,16%	1,11%	1,35%	1,87%	1,46%
	12	1,01%	1,21%	1,36%	1,64%	1,25%
ATS DI BERGAMO	7	1,22%	1,64%	1,41%	2,36%	1,75%
	8	0,93%	1,88%	1,41%	2,22%	1,11%
	9	1,06%	1,29%	1,21%	2,11%	1,39%
	10	1,08%	1,19%	1,30%	1,86%	1,74%
	11	1,00%	1,07%	1,54%	2,02%	1,26%
	12	1,12%	1,45%	1,43%	1,83%	1,37%
ATS DI BRESCIA	7	1,02%	1,92%	1,47%	2,83%	1,44%
	8	0,98%	1,53%	1,50%	2,38%	1,48%
	9	1,00%	1,48%	1,34%	2,72%	1,51%
	10	1,16%	1,16%	1,33%	2,46%	1,43%
	11	1,03%	1,34%	1,60%	2,01%	1,72%
	12	1,11%	1,26%	1,62%	2,10%	1,33%
ATS DELLA VAL PADANA	7	1,14%	1,39%	1,19%	2,23%	1,38%
	8	0,80%	1,75%	1,40%	2,54%	1,20%
	9	1,22%	1,41%	0,99%	2,63%	1,22%
	10	1,14%	1,48%	1,13%	2,29%	0,88%
	11	1,23%	1,13%	1,36%	1,78%	1,11%
	12	1,26%	1,12%	1,29%	1,91%	1,09%
ATS DI PAVIA	7	1,49%	2,42%	1,97%	3,51%	1,72%
	8	1,09%	2,26%	1,74%	3,15%	2,08%
	9	0,76%	1,89%	1,83%	2,81%	1,83%
	10	1,02%	1,81%	2,23%	2,56%	1,62%
	11	1,23%	1,29%	1,68%	1,93%	1,81%
	12	1,65%	1,48%	1,67%	2,31%	1,26%