

SORVEGLIANZA ACCESSI PRONTO SOCCORSO

Nota metodologica

Il presente report mostra i dati relativi al numero di accessi settimanali nei Pronto Soccorso di Regione Lombardia; vengono riportati gli accessi totali e classificati in base alla diagnosi alla dimissione e suddivisi per fascia di età ed ATS di afferenza del Pronto Soccorso. La fonte dei dati è il flusso EUOL (Emergenze Urgenze Online).

Sulla base della diagnosi attribuita alla dimissione del Pronto Soccorso (codifica ICD-9CM) gli accessi sono stati suddivisi in:

1. Diagnosi di **sindromi respiratorie**
2. Diagnosi di **sindromi simi-influenzali (influenza-like illness, ILI)**
3. Diagnosi di **polmoniti**

Il framework utilizzato per la classificazione degli accessi è quello proposto dai Centers for Disease Control and Prevention (U.S. CDC), integrato con i codici relativi al COVID-19.

Si sottolinea inoltre che il flusso EUOL proveniente dai Pronto Soccorso dell'ATS PAVIA – Fondazione IRCCS Policlinico San Matteo, ASST PAVIA (Ospedale di Voghera e Vigevano) – presentano alcuni dati mancanti per le settimane n° 29-49 del 2023, pertanto i grafici relativi agli accessi suddivisi per ATS mostrano una flessione nel numero di accessi relativamente al periodo indicato.

Grafici rappresentati

Nei grafici la linea **verde** (denominata "Valore Attuale") mostra il dato relativo alla settimana riportata sull'asse x. L'area in **grigio** rappresenta i valori relativi alla stessa settimana nei 4 anni precedenti ordinati dal minimo al massimo.

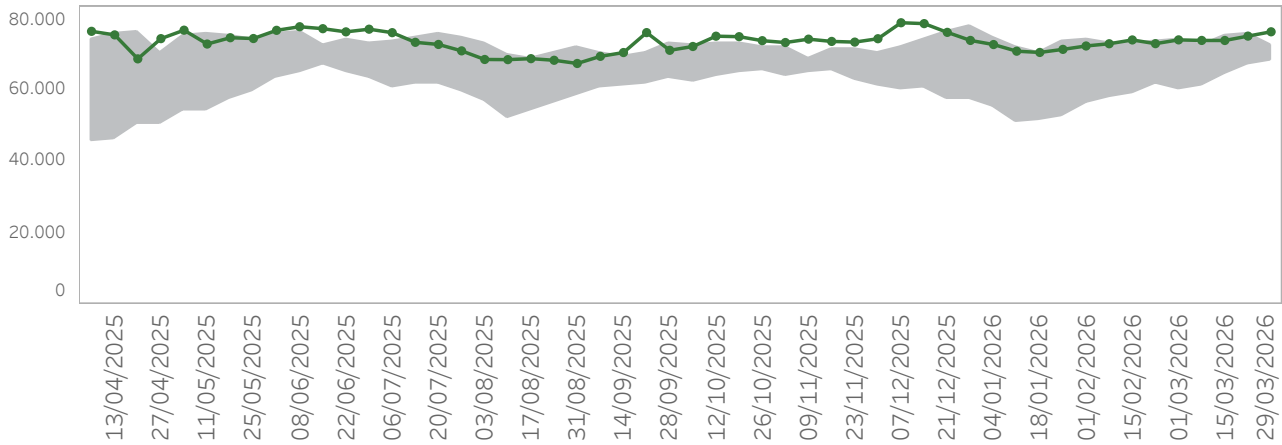
Codifica delle settimane rappresentate:

Settimana	Inizio	Fine
8	16/02/2026	22/02/2026
9	23/02/2026	01/03/2026
10	02/03/2026	08/03/2026
11	09/03/2026	15/03/2026
12	16/03/2026	22/03/2026
13	23/03/2026	29/03/2026

1. ACCESSI TOTALI

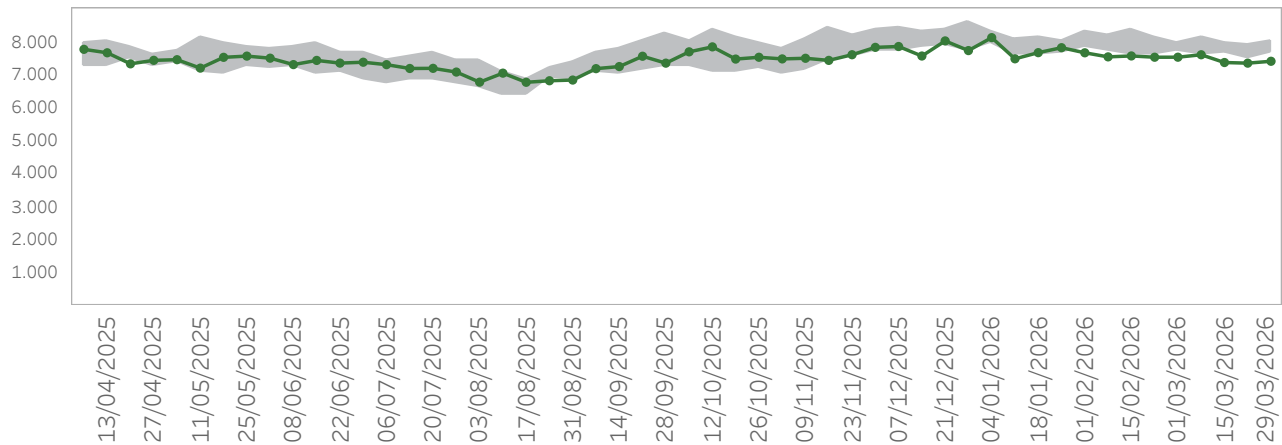
Ultimo giorno di analisi: 29/03/2026

Accessi Totali in Pronto Soccorso



Settimana	2022	2023	2024	2025	2026
8	61.394	67.576	71.475	73.508	72.788
9	60.035	67.025	70.190	73.701	73.844
10	61.205	69.336	70.693	72.359	73.687
11	64.265	67.927	74.807	72.027	73.674
12	67.194	68.460	75.785	70.453	74.895
13	68.298	68.929	69.320	72.509	76.101

Ricoveri Totali da Pronto Soccorso

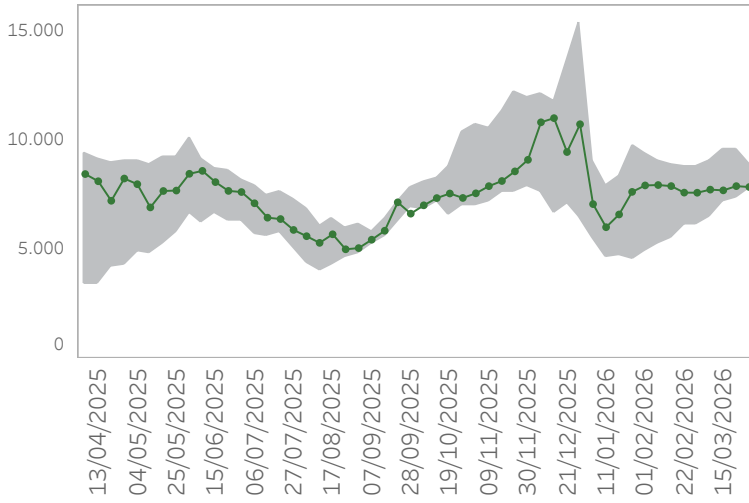


Settimana	2022	2023	2024	2025	2026
8	7.740	8.173	7.654	7.816	7.560
9	7.756	7.959	7.968	7.908	7.561
10	7.615	8.190	7.641	7.839	7.635
11	7.820	7.851	7.989	7.722	7.399
12	7.877	7.908	7.939	7.533	7.380
13	8.046	8.064	7.718	7.840	7.437

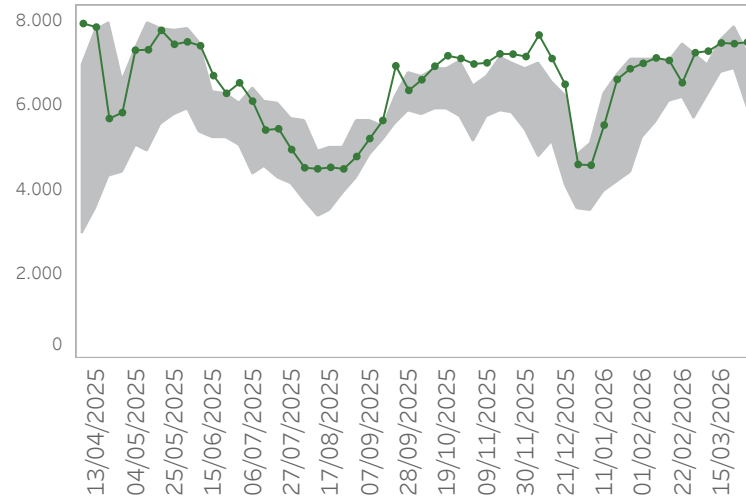
Ultimo giorno di analisi: 29/03/2026

Accessi Totali per fascia d'età

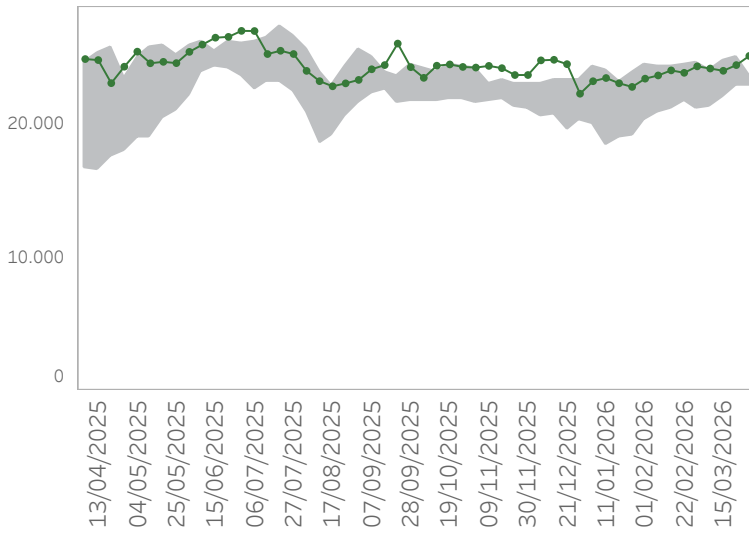
0-9



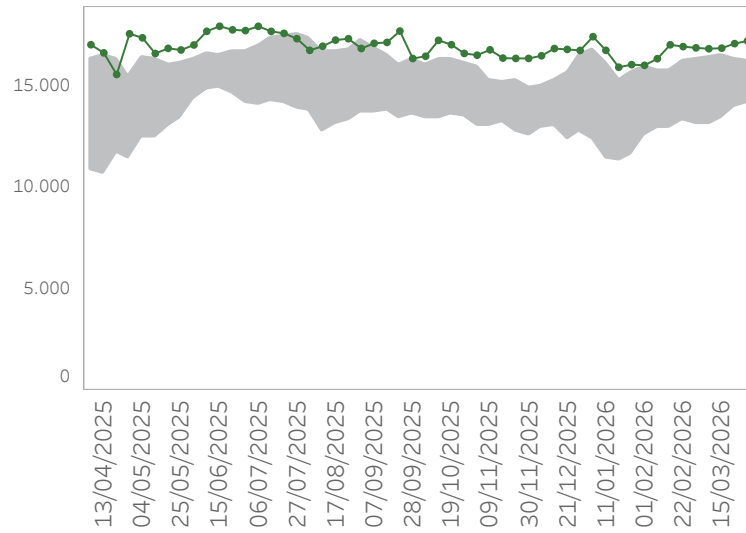
10-19



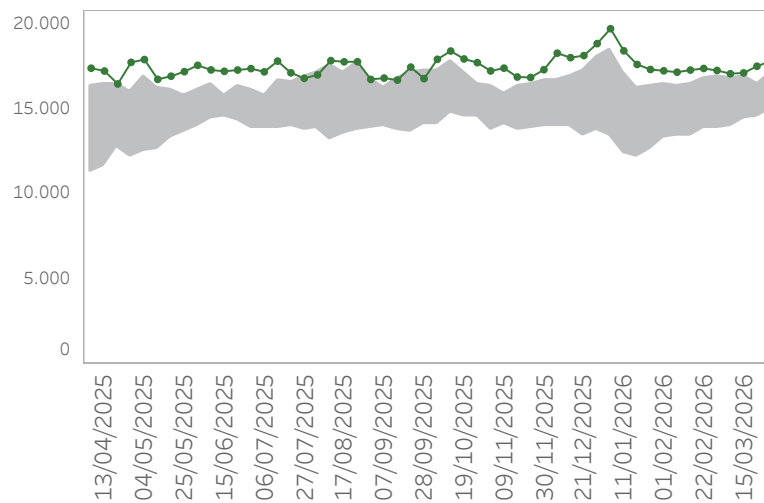
20-49



50-70



70+



Ultimo giorno di analisi: 29/03/2026

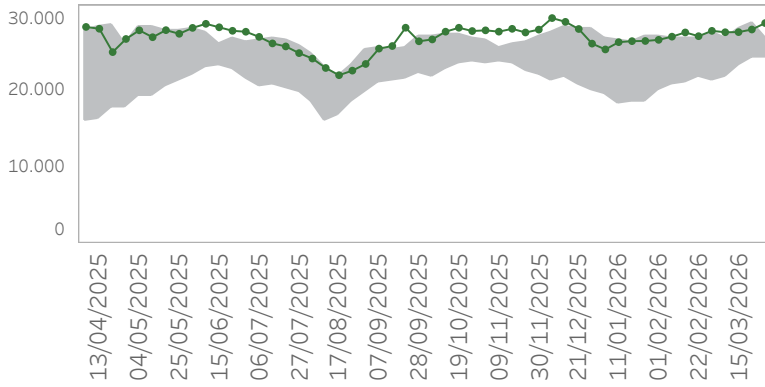
Accessi Totali per fascia d'età

Fascia d'età	Settimana	2022	2023	2024	2025	2026
0-9	8	6.097	8.724	8.458	8.264	7.583
	9	6.146	8.725	8.571	8.112	7.578
	10	6.467	8.990	8.668	7.864	7.719
	11	7.541	8.978	9.517	7.209	7.686
	12	8.532	8.759	9.516	7.351	7.879
	13	8.383	8.856	8.571	7.810	7.838
10-19	8	6.343	6.177	7.033	7.423	6.531
	9	5.672	6.558	6.871	7.200	7.241
	10	6.223	6.865	6.959	6.826	7.279
	11	6.790	6.771	7.539	6.935	7.472
	12	7.161	6.854	7.845	6.862	7.455
	13	7.041	6.880	5.889	7.236	7.489
20-49	8	21.794	23.268	24.542	24.402	23.930
	9	21.181	22.562	24.054	24.726	24.417
	10	21.425	23.321	24.131	23.989	24.253
	11	22.073	22.882	24.863	24.021	24.082
	12	22.968	22.930	25.192	23.429	24.511
	13	23.698	22.892	23.628	23.635	25.200
50-70	8	13.293	14.112	15.687	16.259	16.970
	9	13.170	14.247	15.405	16.330	16.908
	10	13.104	14.704	15.353	16.454	16.866
	11	13.410	14.482	16.236	16.509	16.893
	12	13.964	14.522	16.377	16.001	17.118
	13	14.191	14.955	15.042	16.251	17.253
70+	8	13.849	15.284	15.523	16.758	17.379
	9	13.858	14.923	15.055	16.923	17.262
	10	13.975	15.437	15.342	16.845	17.070
	11	14.441	14.790	16.272	16.962	17.118
	12	14.552	15.376	16.334	16.418	17.510
	13	14.971	15.344	15.738	17.191	17.803

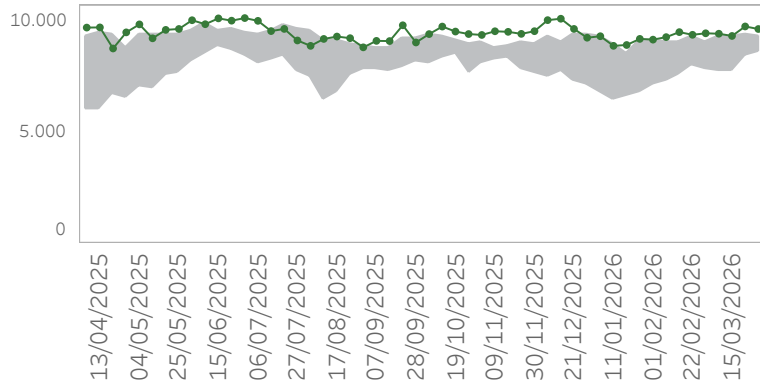
Ultimo giorno di analisi: 29/03/2026

Accessi Totali per ATS

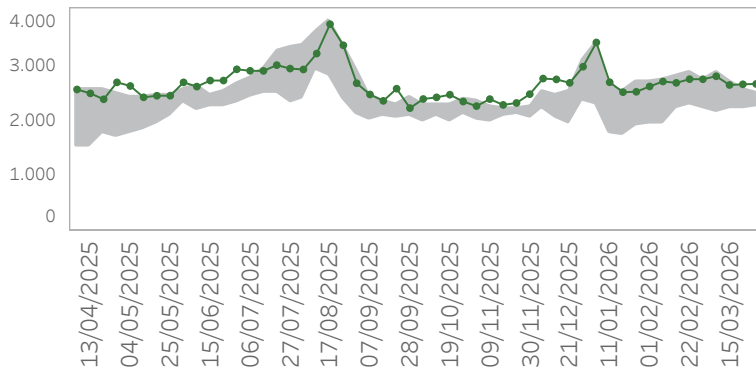
ATS della città Metropolitana di Milano



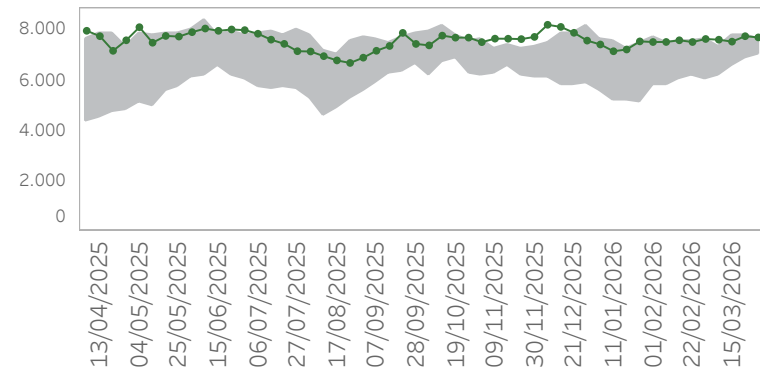
ATS dell'Insubria



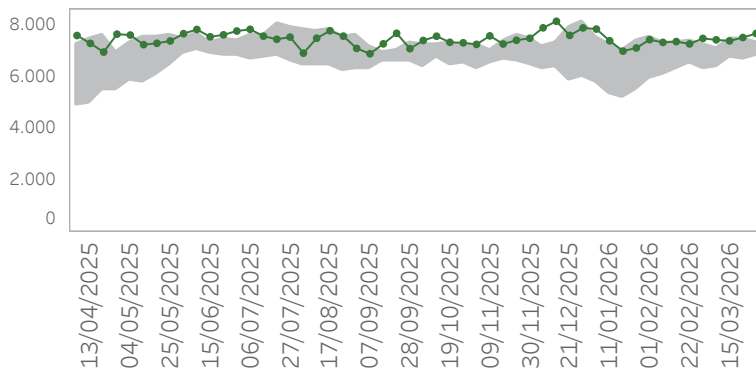
ATS della Montagna



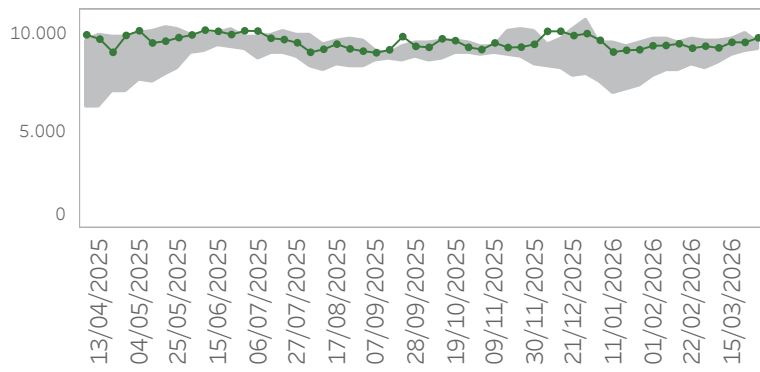
ATS della Brianza



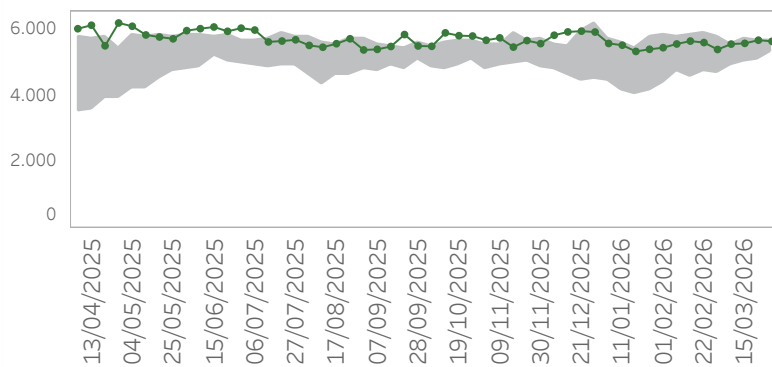
ATS di Bergamo



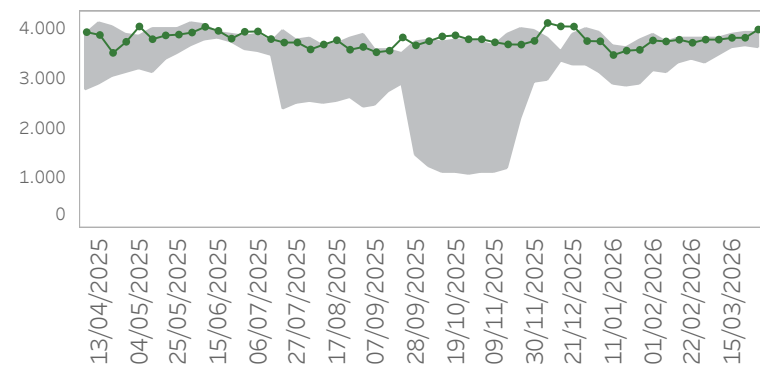
ATS di Brescia



ATS della Val Padana



ATS di Pavia



Ultimo giorno di analisi: 29/03/2026

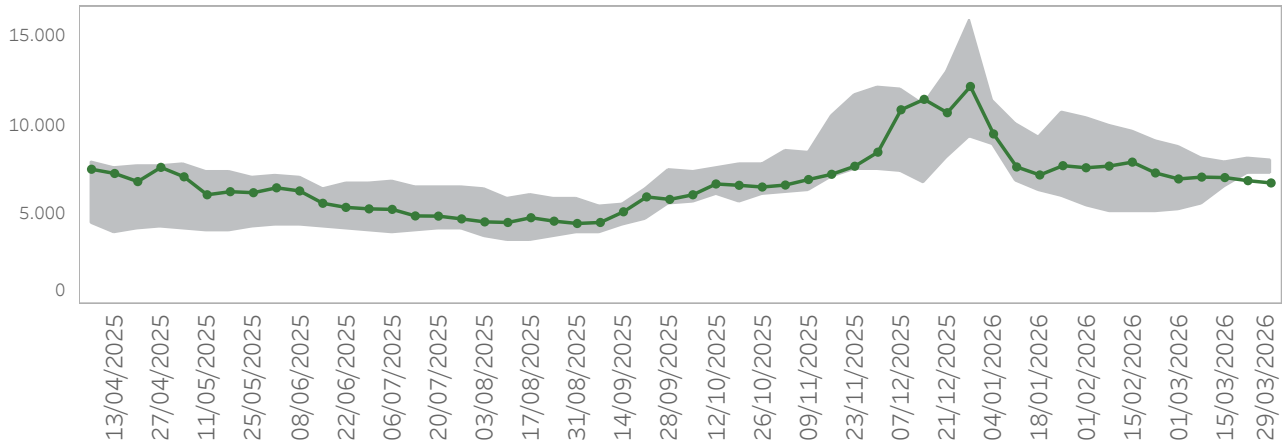
Accessi Totali per ATS

ATS	Settimana	2022	2023	2024	2025	2026
ATS DELLA CITTA' METROPOLITANA DI MILANO	8	21.789	24.373	26.957	26.901	27.183
	9	21.458	24.233	26.217	27.607	27.881
	10	21.867	25.208	26.786	26.968	27.699
	11	23.275	24.344	28.138	26.953	27.716
	12	24.426	24.525	28.808	26.081	28.057
	13	24.482	24.822	26.029	26.938	28.899
ATS DELL'INSUBRIA	8	8.036	8.685	8.739	9.319	9.389
	9	7.850	8.856	8.508	9.055	9.457
	10	7.721	9.181	8.601	9.342	9.437
	11	7.801	8.899	9.343	8.992	9.337
	12	8.456	8.946	9.410	8.846	9.764
	13	8.652	9.033	8.616	9.273	9.649
ATS DELLA MONTAGNA	8	2.289	2.502	2.692	2.888	2.755
	9	2.217	2.259	2.543	2.746	2.754
	10	2.157	2.321	2.701	2.878	2.808
	11	2.239	2.296	2.711	2.537	2.649
	12	2.305	2.244	2.576	2.546	2.662
	13	2.280	2.276	2.396	2.507	2.668
ATS DELLA BRIANZA	8	6.198	6.799	7.511	7.562	7.536
	9	6.026	6.959	7.334	7.653	7.657
	10	6.213	7.117	7.242	7.344	7.628
	11	6.613	7.199	7.785	7.587	7.551
	12	6.859	7.163	7.822	7.501	7.768
	13	7.067	7.072	7.270	7.668	7.720
ATS DI BERGAMO	8	6.555	6.706	7.043	7.419	7.276
	9	6.293	6.504	7.162	7.295	7.487
	10	6.407	6.571	6.904	7.111	7.432
	11	6.790	6.716	7.469	7.073	7.392
	12	7.161	6.684	7.493	7.063	7.522
	13	7.176	6.789	6.855	7.314	7.678
ATS DI BRESCIA	8	8.397	9.582	9.431	9.826	9.335
	9	8.218	9.417	9.451	9.756	9.440
	10	8.515	9.738	9.265	9.433	9.352
	11	8.926	9.714	9.817	9.382	9.641
	12	9.266	9.743	10.113	9.189	9.637
	13	9.548	9.638	9.262	9.412	9.872
ATS DELLA VAL PADANA	8	4.746	5.130	5.304	5.876	5.604
	9	4.675	5.045	5.266	5.781	5.395
	10	4.892	5.392	5.385	5.536	5.558
	11	5.031	5.028	5.668	5.723	5.580
	12	5.095	5.435	5.668	5.550	5.675
	13	5.299	5.401	5.302	5.677	5.641
ATS DI PAVIA	8	3.384	3.799	3.798	3.717	3.710
	9	3.298	3.752	3.709	3.808	3.773
	10	3.433	3.808	3.809	3.747	3.773
	11	3.590	3.731	3.876	3.780	3.808
	12	3.626	3.720	3.895	3.677	3.810
	13	3.794	3.898	3.590	3.720	3.974

2. ACCESSI PER SINDROME

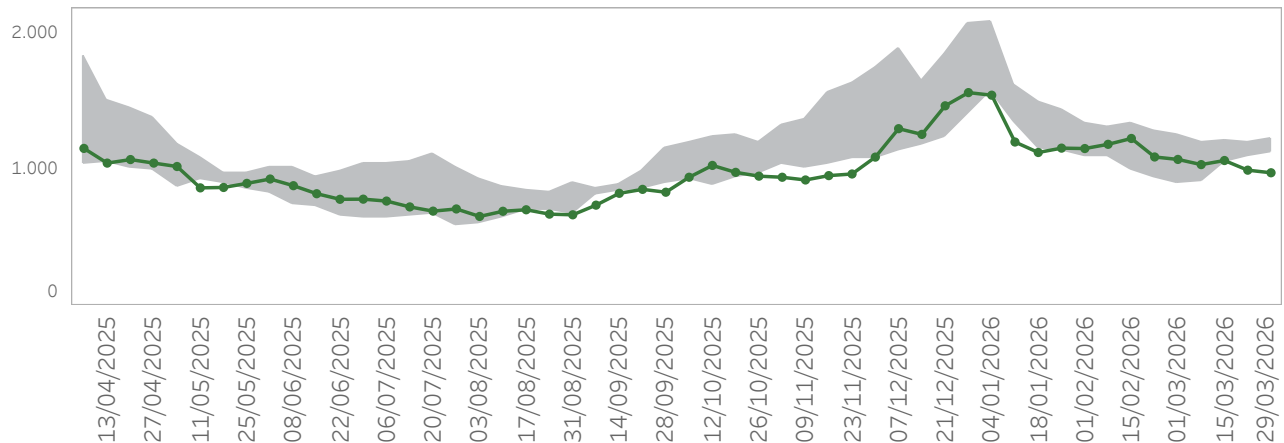
Ultimo giorno di analisi: 29/03/2026

Accessi in Pronto Soccorso con SINDROMI RESPIRATORIE



Settimana	2022	2023	2024	2025	2026
8	5.160	8.099	7.483	9.104	7.339
9	5.209	7.791	7.557	8.842	7.004
10	5.554	7.949	7.647	8.172	7.107
11	6.583	7.451	7.917	7.723	7.081
12	7.471	7.520	8.140	7.294	6.907
13	8.049	7.514	7.550	7.332	6.780

Ricoveri da Pronto Soccorso con SINDROMI RESPIRATORIE

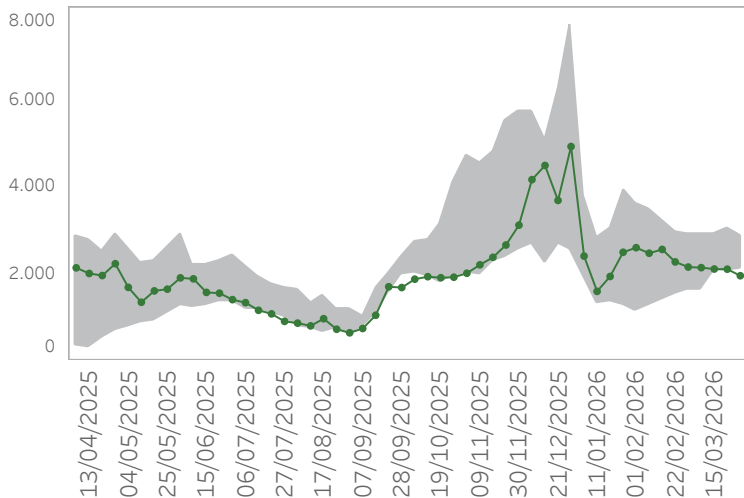


Settimana	2022	2023	2024	2025	2026
8	951	1.283	1.099	1.176	1.094
9	904	1.201	1.117	1.259	1.076
10	923	1.203	1.070	1.180	1.038
11	1.098	1.056	1.104	1.209	1.068
12	1.120	1.128	1.198	1.099	997
13	1.233	1.170	1.121	1.190	978

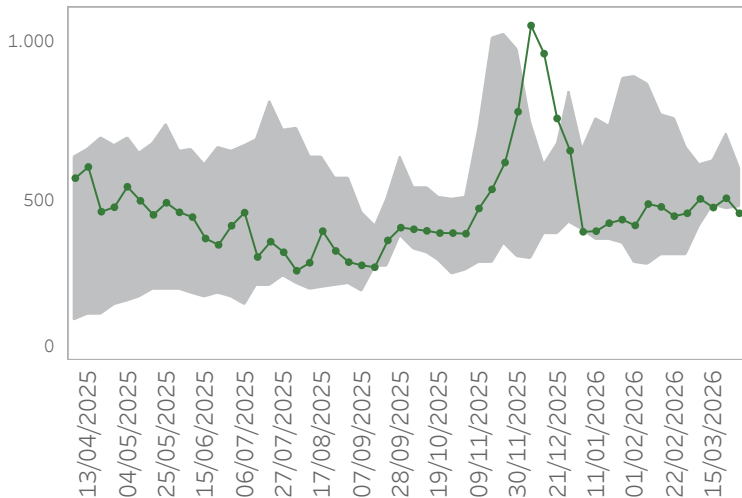
Ultimo giorno di analisi: 29/03/2026

Accessi per fascia d'età con SINDROMI RESPIRATORIE

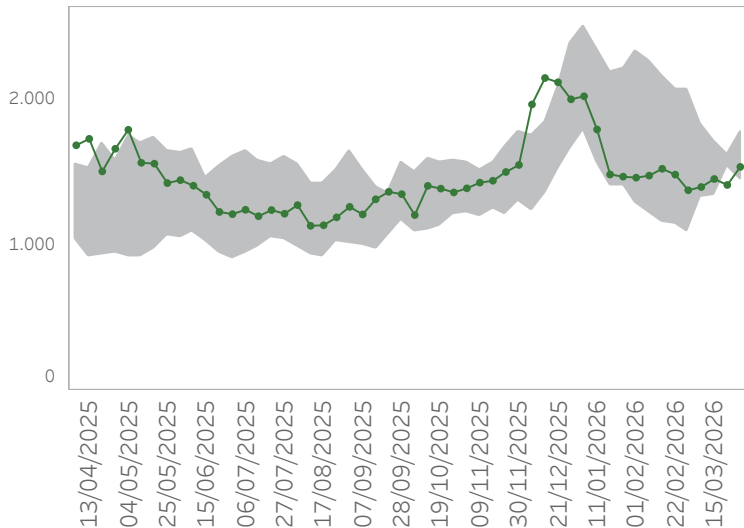
0-9



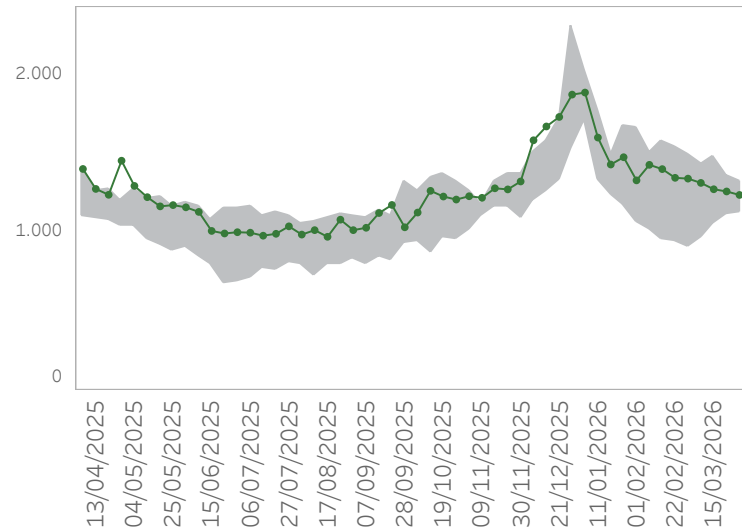
10-19



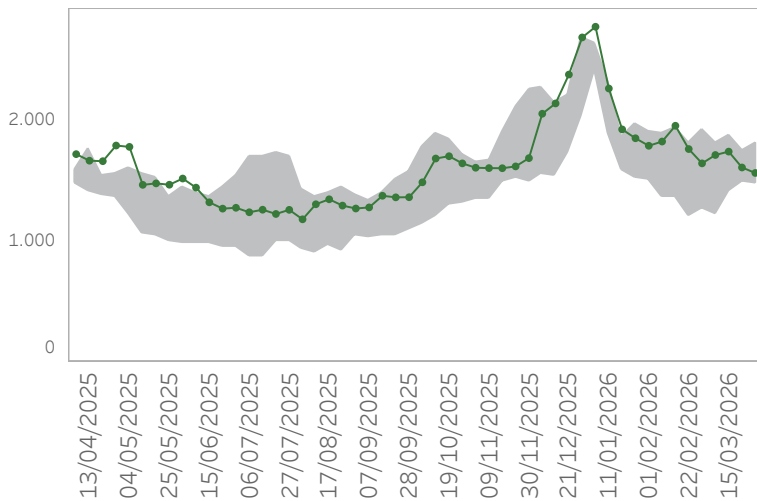
20-49



50-70



70+



Ultimo giorno di analisi: 29/03/2026

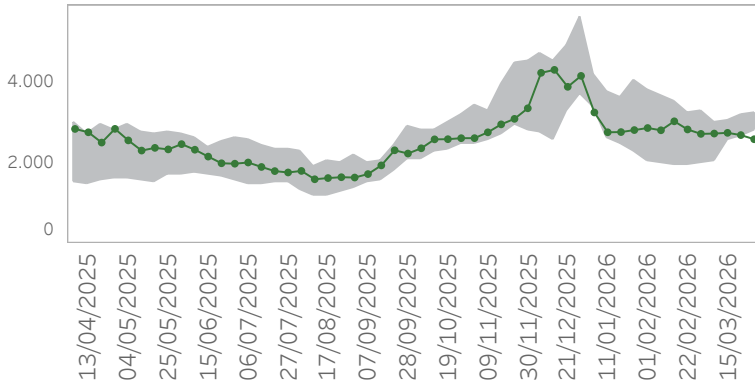
Accessi per fascia d'età con SINDROMI RESPIRATORIE

Fascia d'età	Settimana	2022	2023	2024	2025	2026
0-9	8	1.538	2.949	2.578	2.885	2.266
	9	1.617	2.904	2.632	2.665	2.148
	10	1.630	2.920	2.747	2.455	2.134
	11	2.226	2.891	2.923	2.085	2.103
	12	2.687	2.833	3.015	2.051	2.099
	13	2.734	2.851	2.802	2.090	1.949
10-19	8	331	494	556	755	453
	9	328	500	596	669	462
	10	420	520	582	610	507
	11	553	484	623	556	480
	12	570	475	709	512	509
	13	600	482	569	505	462
20-49	8	1.139	1.633	1.536	2.069	1.481
	9	1.085	1.530	1.540	2.067	1.374
	10	1.325	1.545	1.583	1.832	1.396
	11	1.341	1.475	1.520	1.713	1.451
	12	1.617	1.572	1.532	1.594	1.410
	13	1.778	1.440	1.533	1.580	1.534
50-70	8	947	1.257	1.297	1.534	1.343
	9	913	1.217	1.284	1.483	1.338
	10	965	1.277	1.263	1.431	1.311
	11	1.055	1.094	1.277	1.479	1.271
	12	1.108	1.151	1.272	1.361	1.257
	13	1.269	1.173	1.127	1.315	1.235
70+	8	1.205	1.764	1.491	1.800	1.755
	9	1.266	1.640	1.481	1.908	1.637
	10	1.214	1.686	1.446	1.809	1.706
	11	1.408	1.505	1.521	1.858	1.734
	12	1.489	1.488	1.546	1.737	1.603
	13	1.666	1.568	1.468	1.804	1.558

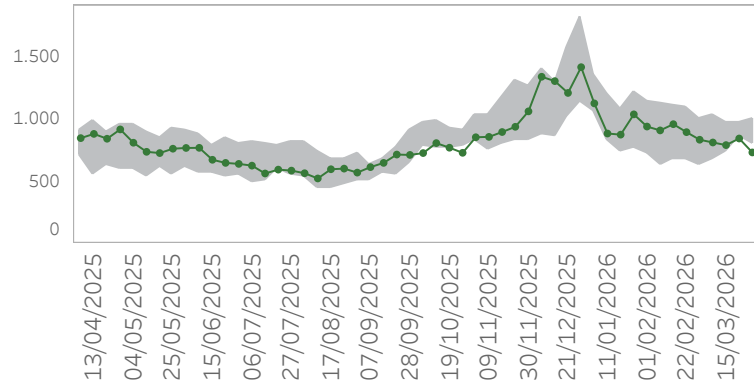
Ultimo giorno di analisi: 29/03/2026

Accessi per ATS con SINDROMI RESPIRATORIE

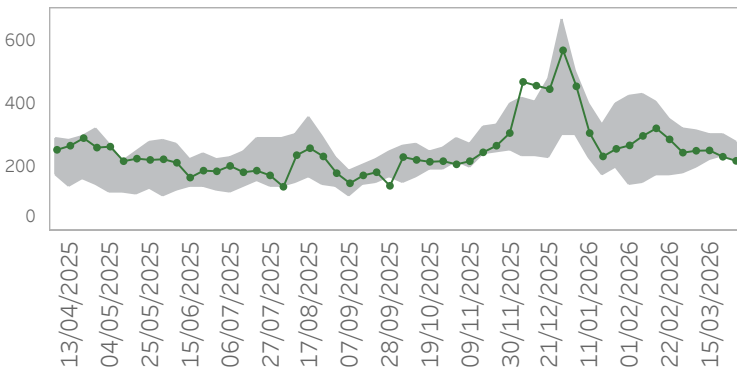
ATS della città Metropolitana di Milano



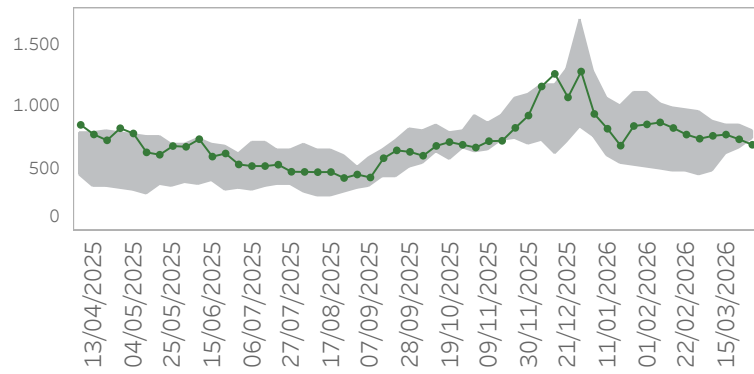
ATS dell'Insubria



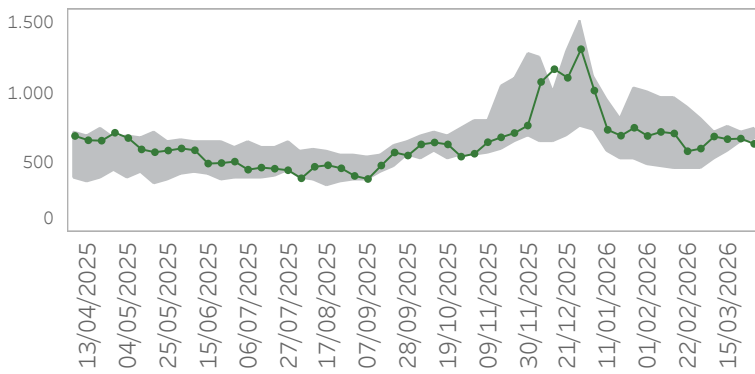
ATS della Montagna



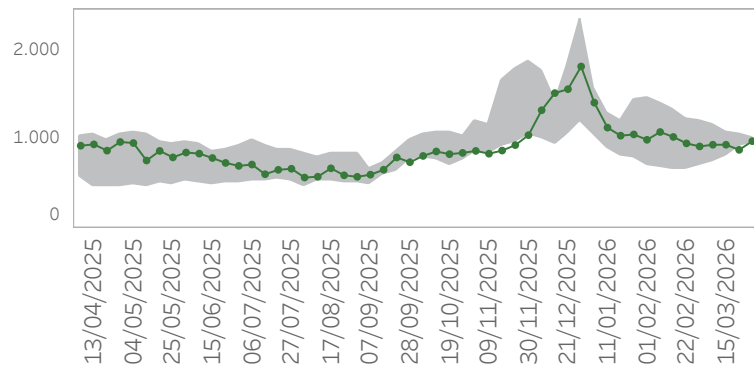
ATS della Brianza



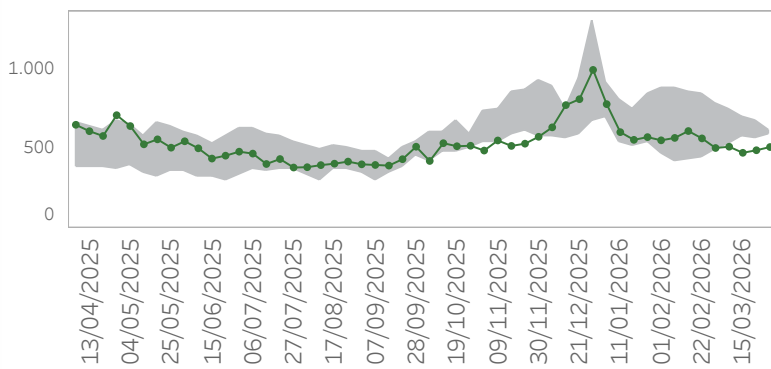
ATS di Bergamo



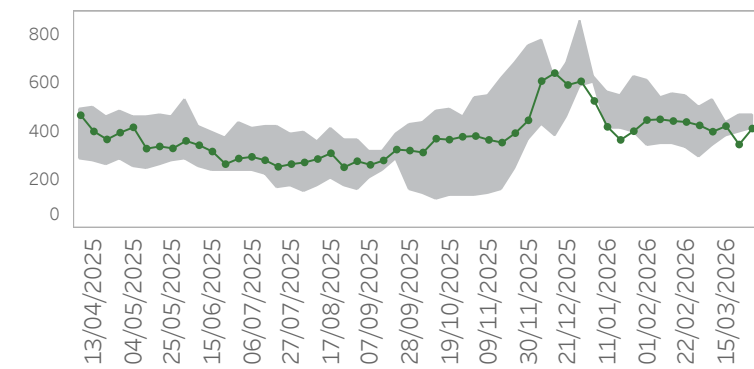
ATS di Brescia



ATS della Val Padana



ATS di Pavia



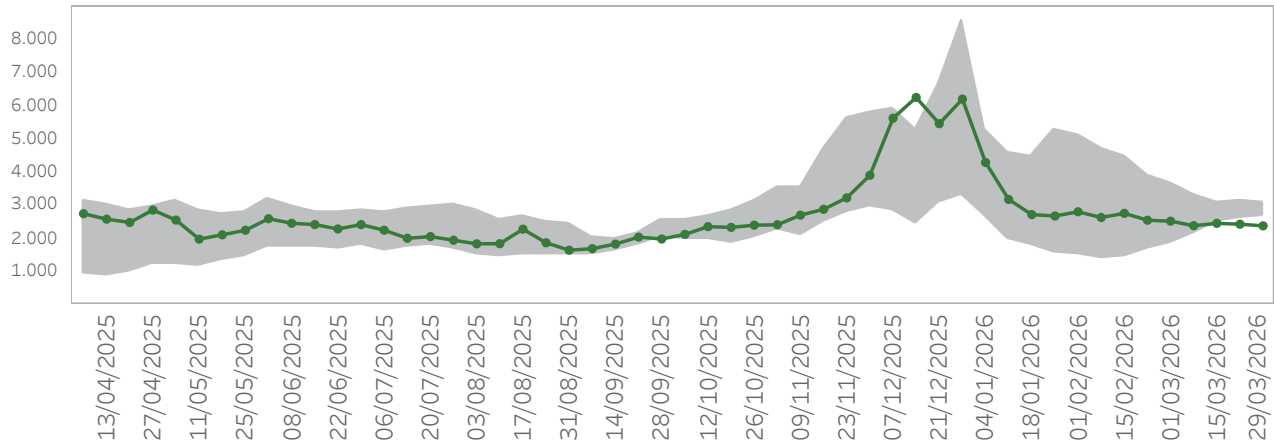
Ultimo giorno di analisi: 29/03/2026

Accessi per ATS con SINDROMI RESPIRATORIE

ATS	Settimana	2022	2023	2024	2025	2026
ATS DELLA CITTA' METROPOLITANA DI MILANO	8	1.951	3.018	2.865	3.237	2.842
	9	2.004	3.023	2.848	3.301	2.732
	10	2.057	2.989	2.960	2.995	2.740
	11	2.579	2.840	3.059	2.814	2.758
	12	3.075	2.836	3.196	2.656	2.702
	13	3.226	2.806	2.909	2.796	2.599
ATS DELL'INSUBRIA	8	675	1.009	825	1.095	896
	9	633	944	900	1.009	835
	10	681	1.028	896	938	813
	11	738	966	948	944	792
	12	903	971	951	857	845
	13	1.006	987	937	809	733
ATS DELLA MONTAGNA	8	176	251	283	355	290
	9	181	264	286	320	248
	10	202	262	312	315	254
	11	235	226	292	304	255
	12	245	239	293	301	235
	13	276	227	269	282	222
ATS DELLA BRIANZA	8	482	743	760	969	775
	9	440	742	741	961	742
	10	472	716	768	884	765
	11	611	707	757	856	775
	12	669	716	847	748	737
	13	741	742	762	807	693
ATS DI BERGAMO	8	450	761	722	896	584
	9	454	698	757	811	603
	10	530	687	662	712	690
	11	574	631	760	716	671
	12	643	676	725	724	675
	13	745	703	678	658	637
ATS DI BRESCIA	8	659	1.140	967	1.225	949
	9	714	1.017	1.002	1.199	915
	10	745	1.062	923	1.151	934
	11	820	1.076	1.014	1.010	934
	12	911	1.029	1.058	937	877
	13	1.009	991	974	953	974
ATS DELLA VAL PADANA	8	438	629	613	842	563
	9	490	604	569	778	503
	10	529	671	656	742	511
	11	591	576	649	697	473
	12	560	590	612	671	489
	13	601	590	590	614	509
ATS DI PAVIA	8	329	548	448	485	440
	9	293	499	454	463	426
	10	338	534	470	435	400
	11	435	429	438	382	423
	12	465	463	458	400	347
	13	445	468	431	413	413

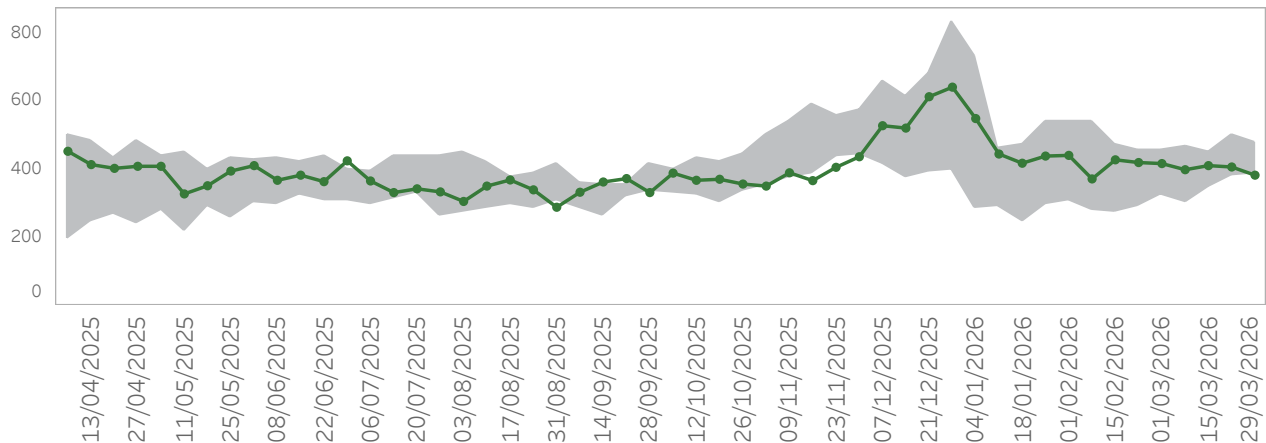
Ultimo giorno di analisi: 29/03/2026

Accessi in Pronto Soccorso con ILI



Settimana	2022	2023	2024	2025	2026
8	1.684	3.401	2.809	3.889	2.544
9	1.835	3.201	2.696	3.647	2.515
10	2.141	3.297	2.853	3.294	2.378
11	2.514	2.953	3.066	2.835	2.449
12	3.067	2.993	3.136	2.628	2.423
13	3.086	3.045	2.938	2.683	2.374

Ricoveri da Pronto Soccorso con ILI

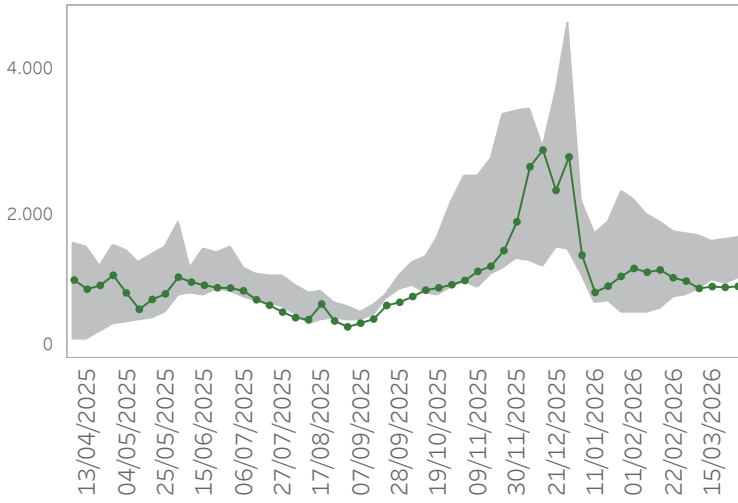


Settimana	2022	2023	2024	2025	2026
8	292	457	386	436	420
9	327	445	435	457	417
10	303	464	467	466	399
11	351	409	451	445	411
12	383	434	499	391	407
13	390	435	480	454	383

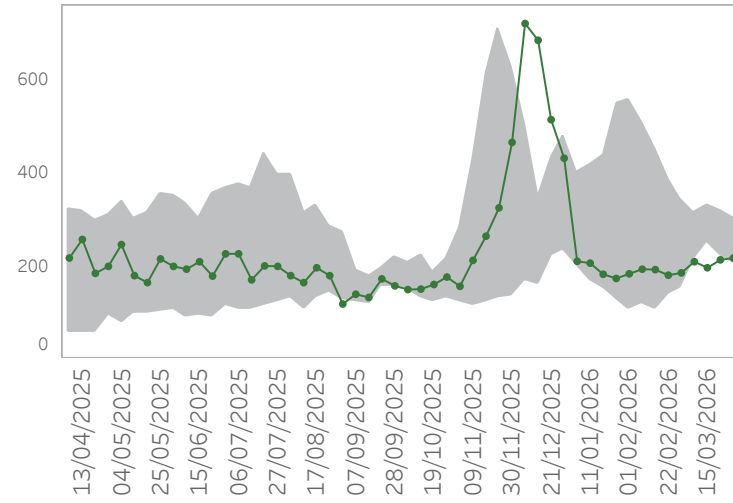
Ultimo giorno di analisi: 29/03/2026

Accessi per fascia d'età con ILI

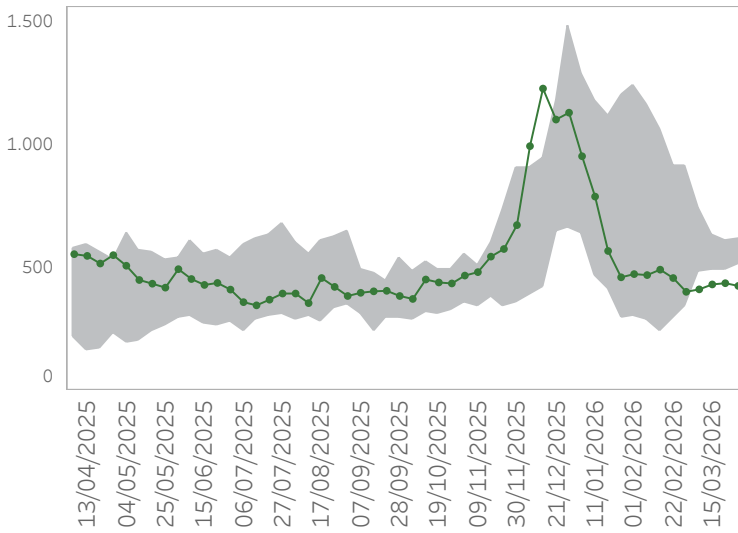
0-9



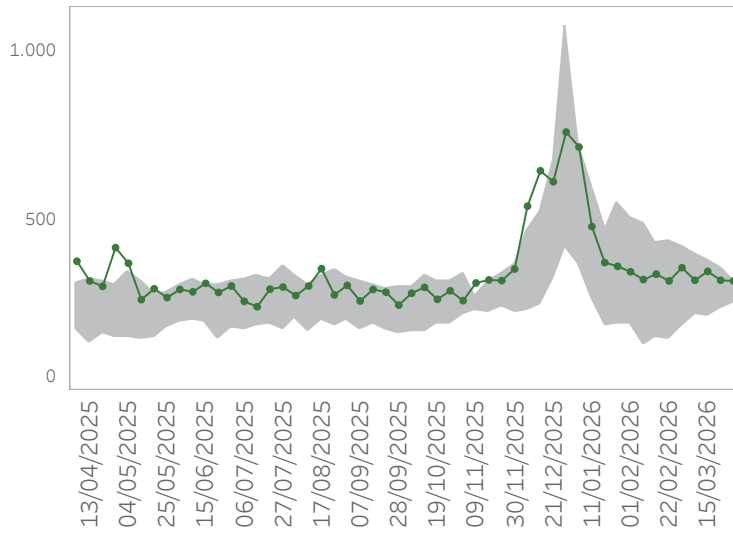
10-19



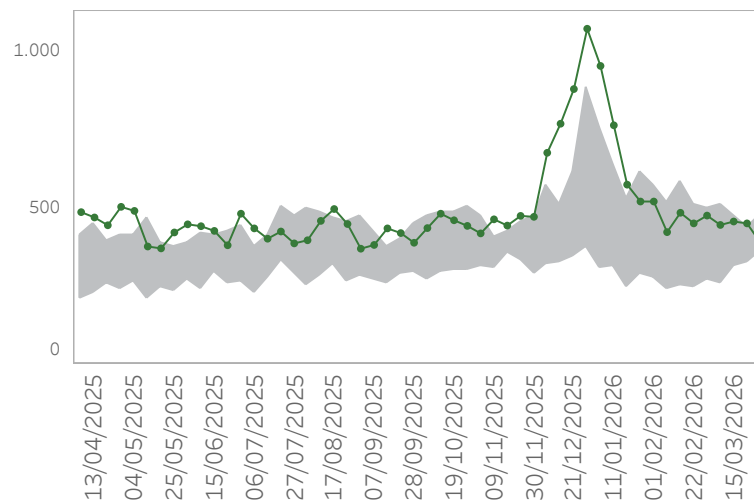
20-49



50-70



70+



Ultimo giorno di analisi: 29/03/2026

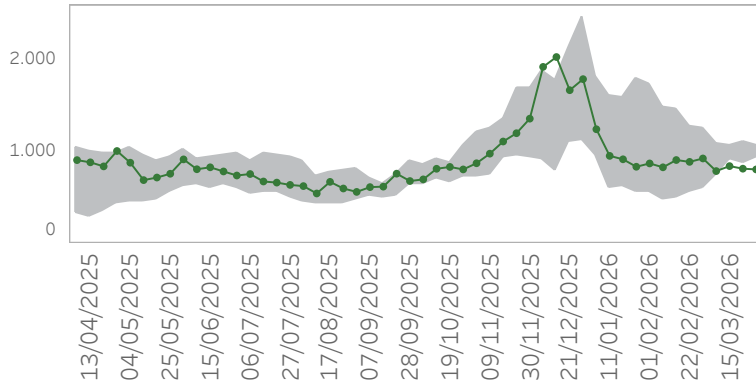
Accessi per fascia d'età con ILI

Fascia d'età	Settimana	2022	2023	2024	2025	2026
0-9	8	851	1.761	1.344	1.614	1.122
	9	875	1.732	1.316	1.445	1.075
	10	960	1.691	1.413	1.312	974
	11	1.194	1.621	1.528	1.079	999
	12	1.556	1.647	1.552	1.036	989
	13	1.543	1.664	1.436	1.107	1.002
10-19	8	139	283	269	383	180
	9	152	232	266	342	185
	10	214	281	264	314	209
	11	279	252	330	256	196
	12	319	223	313	233	213
	13	301	232	260	205	217
20-49	8	296	650	533	914	458
	9	346	618	487	915	402
	10	481	595	502	740	412
	11	495	548	533	629	432
	12	611	528	492	536	437
	13	619	517	555	555	426
50-70	8	155	285	292	439	323
	9	193	274	254	421	362
	10	227	309	297	402	325
	11	223	220	305	386	351
	12	258	243	322	361	325
	13	261	265	295	321	323
70+	8	243	421	365	509	450
	9	269	345	365	498	475
	10	258	421	372	508	445
	11	322	311	349	471	456
	12	323	352	420	439	450
	13	362	367	378	479	389

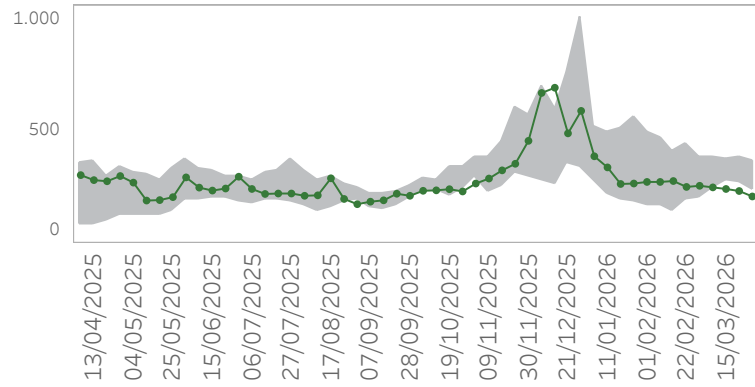
Ultimo giorno di analisi: 29/03/2026

Accessi per ATS con ILI

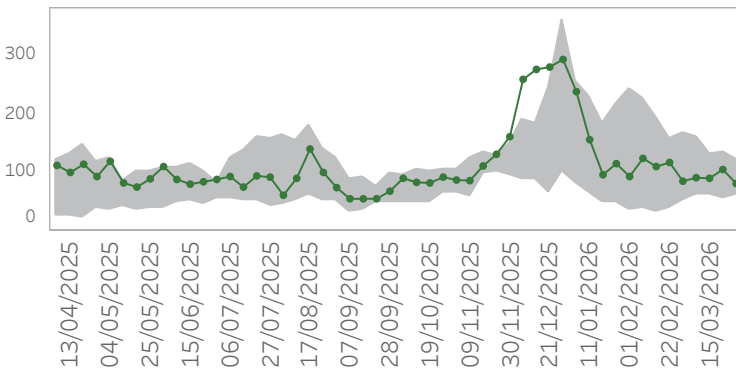
ATS della città Metropolitana di Milano



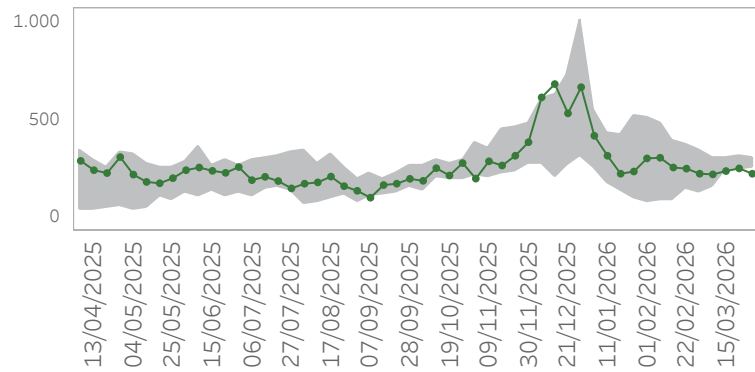
ATS dell'Insubria



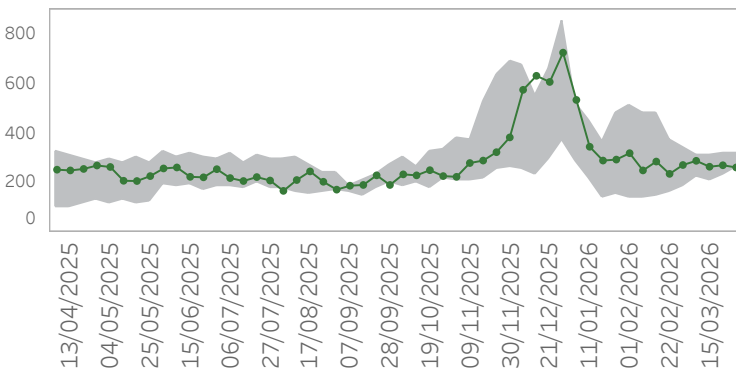
ATS della Montagna



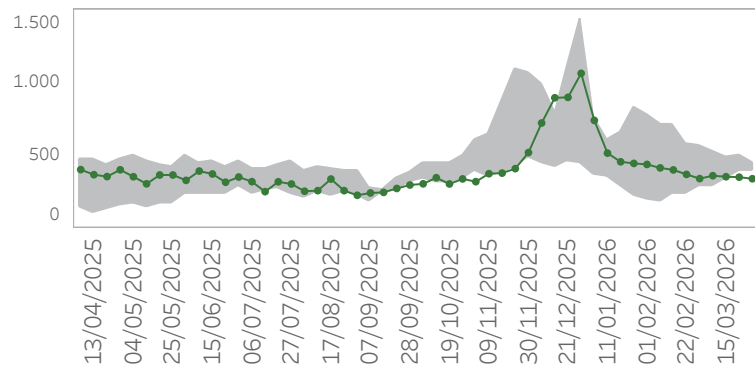
ATS della Brianza



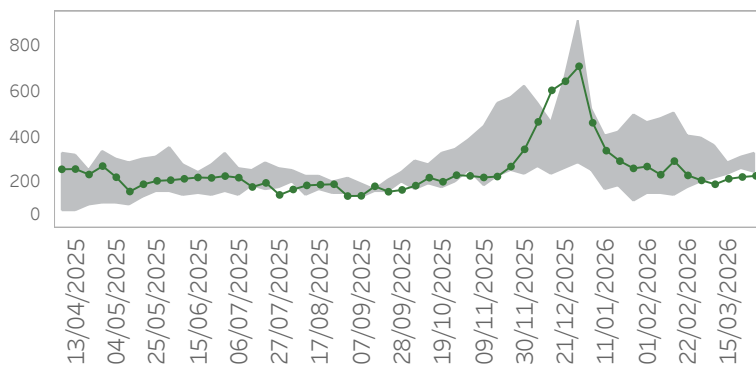
ATS di Bergamo



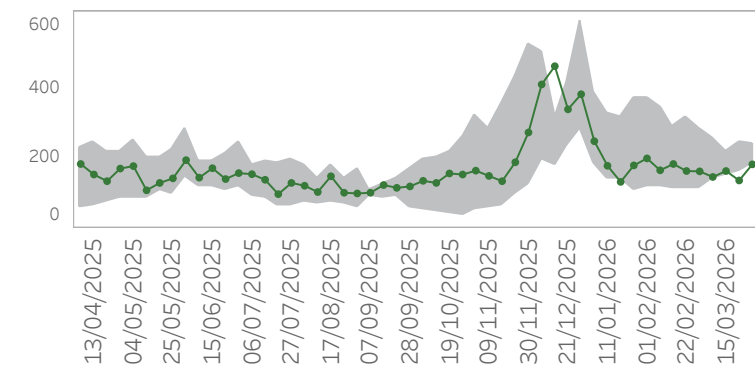
ATS di Brescia



ATS della Val Padana



ATS di Pavia



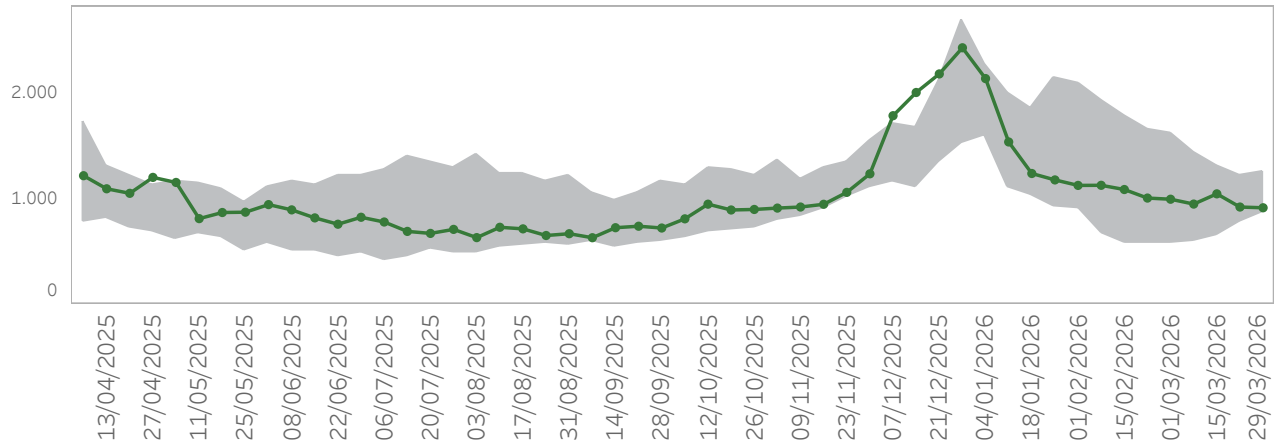
Ultimo giorno di analisi: 29/03/2026

Accessi per ATS con ILI

ATS	Settimana	2022	2023	2024	2025	2026
ATS DELLA CITTA' METROPOLITANA DI MILANO	8	570	1.098	982	1.261	888
	9	609	1.039	904	1.254	925
	10	747	1.074	990	1.080	788
	11	916	921	1.058	940	842
	12	1.108	906	1.099	874	814
	13	1.062	1.012	1.020	927	806
ATS DELL'INSUBRIA	8	191	362	287	438	250
	9	203	379	279	327	255
	10	246	381	289	345	248
	11	278	375	346	313	241
	12	366	384	345	272	232
	13	334	366	331	234	208
ATS DELLA MONTAGNA	8	38	106	112	157	117
	9	53	95	96	166	85
	10	63	87	132	160	91
	11	62	73	131	125	90
	12	78	56	119	133	105
	13	91	63	118	121	81
ATS DELLA BRIANZA	8	191	315	295	387	281
	9	174	313	286	366	258
	10	200	327	314	321	255
	11	275	276	332	302	270
	12	274	313	340	294	282
	13	326	286	308	292	258
ATS DI BERGAMO	8	164	324	253	377	237
	9	186	305	301	344	273
	10	225	314	243	290	290
	11	208	309	288	273	266
	12	279	323	276	232	272
	13	321	296	285	262	263
ATS DI BRESCIA	8	234	539	451	589	373
	9	292	472	436	576	344
	10	297	503	406	525	364
	11	347	493	435	447	357
	12	418	463	499	395	354
	13	425	446	425	395	343
ATS DELLA VAL PADANA	8	181	340	258	409	234
	9	205	316	229	394	212
	10	223	356	263	366	195
	11	236	285	273	281	219
	12	300	309	281	262	227
	13	296	333	243	268	232
ATS DI PAVIA	8	115	317	171	271	164
	9	113	282	165	220	163
	10	140	255	216	207	147
	11	192	221	203	154	164
	12	244	239	177	166	137
	13	231	243	208	184	183

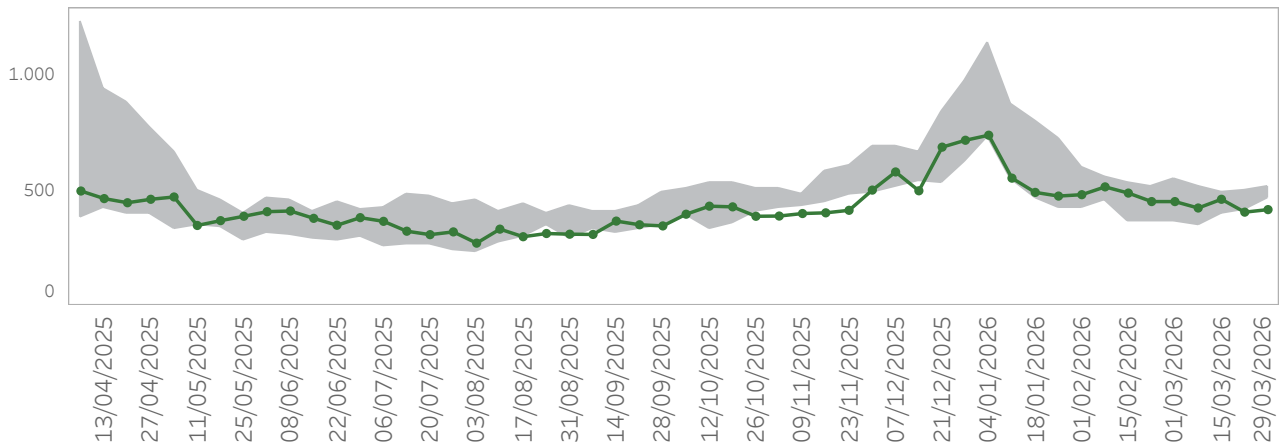
Ultimo giorno di analisi: 29/03/2026

Accessi in Pronto Soccorso con POLMONITI



Settimana	2022	2023	2024	2025	2026
8	582	1.116	928	1.659	1.007
9	575	967	927	1.613	996
10	601	983	993	1.431	950
11	660	895	1.062	1.309	1.047
12	776	873	1.102	1.220	922
13	873	910	1.064	1.247	915

Ricoveri da Pronto Soccorso con POLMONITI

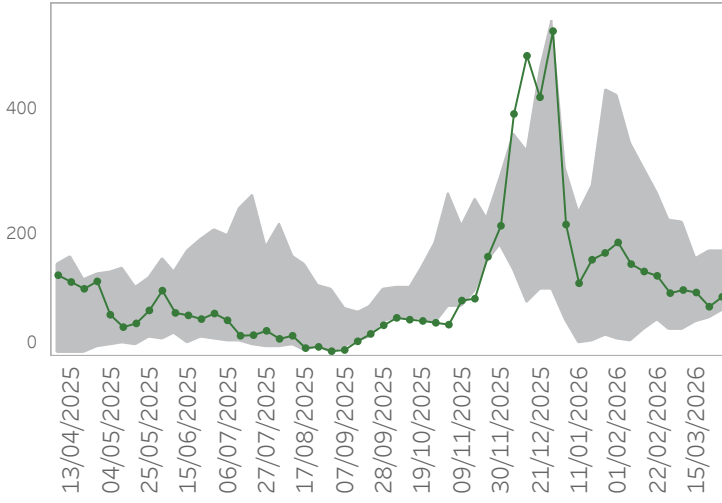


Settimana	2022	2023	2024	2025	2026
8	364	504	398	514	454
9	365	469	429	550	454
10	349	468	448	518	426
11	405	443	465	489	464
12	420	466	499	477	408
13	471	476	465	516	419

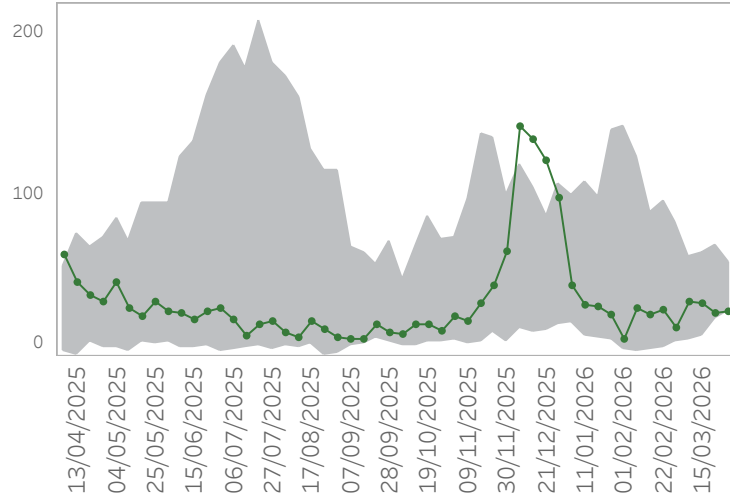
Ultimo giorno di analisi: 29/03/2026

Accessi per fascia d'età con POLMONITI

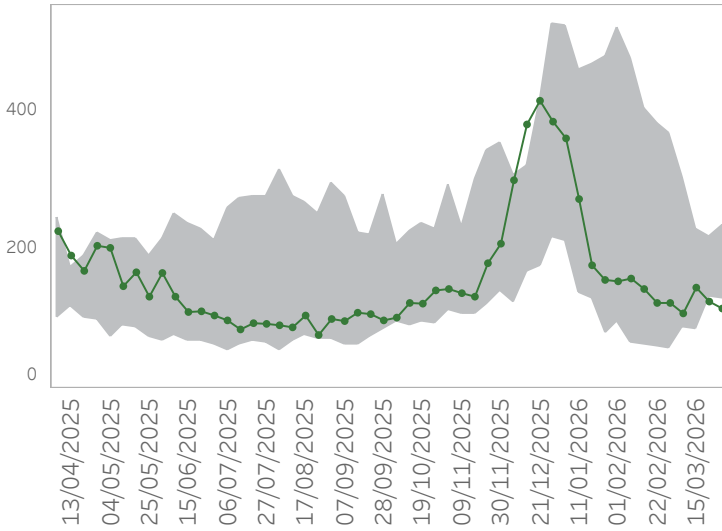
0-9



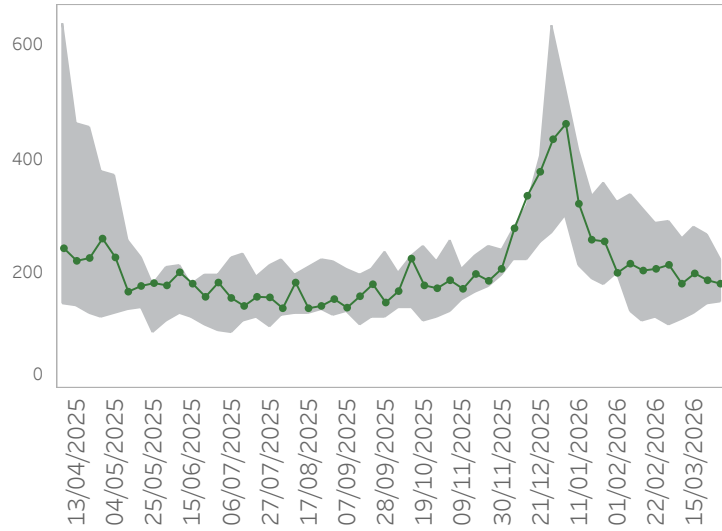
10-19



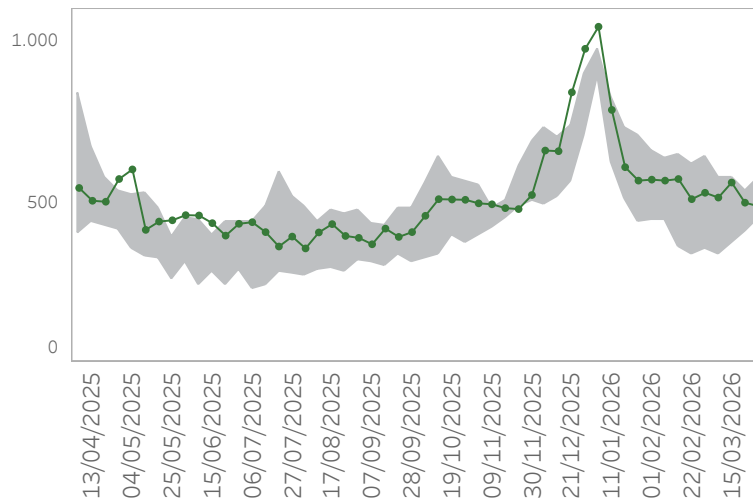
20-49



50-70



70+



Ultimo giorno di analisi: 29/03/2026

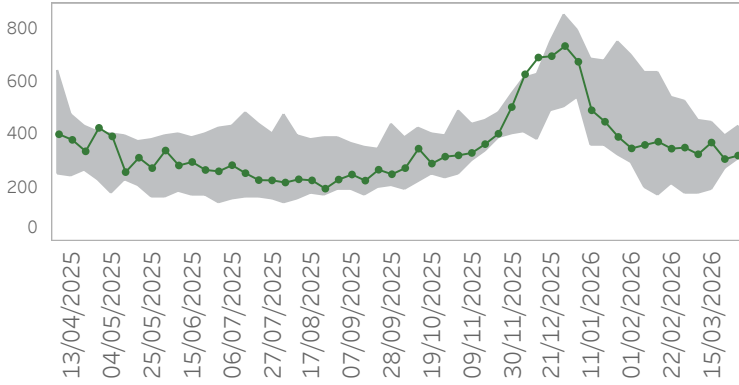
Accessi per fascia d'età con POLMONITI

Fascia d'età	Settimana	2022	2023	2024	2025	2026
0-9	8	59	150	127	263	131
	9	45	143	138	221	103
	10	45	128	145	217	108
	11	56	118	158	157	104
	12	63	117	171	145	81
	13	76	119	172	162	97
10-19	8	6	42	37	96	29
	9	10	23	46	83	18
	10	11	32	40	62	34
	11	13	36	64	60	33
	12	27	24	69	48	27
	13	31	28	58	45	28
20-49	8	60	184	153	381	123
	9	59	155	142	366	123
	10	88	143	166	303	108
	11	86	148	184	227	145
	12	131	140	183	216	125
	13	130	143	183	235	115
50-70	8	124	221	182	288	210
	9	110	179	185	291	217
	10	122	186	199	263	184
	11	132	154	193	283	202
	12	149	163	204	269	190
	13	152	161	201	224	184
70+	8	333	519	428	616	509
	9	351	467	412	642	529
	10	335	493	442	576	514
	11	373	439	455	573	561
	12	406	429	465	532	498
	13	484	459	447	576	487

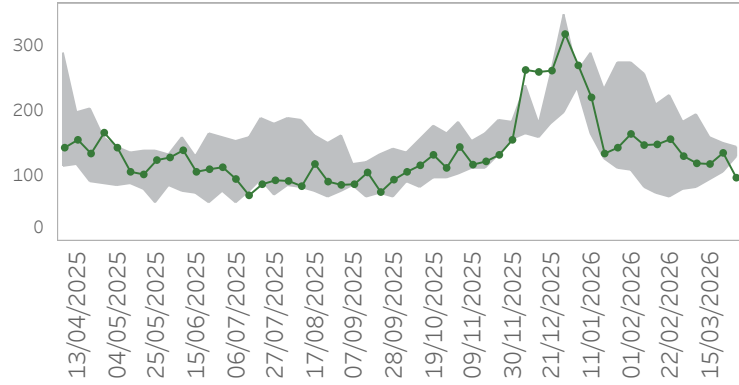
Ultimo giorno di analisi: 29/03/2026

Accessi per ATS con POLMONITI

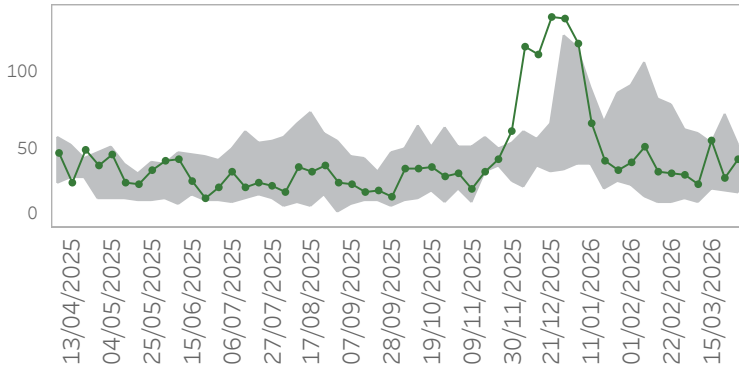
ATS della città Metropolitana di Milano



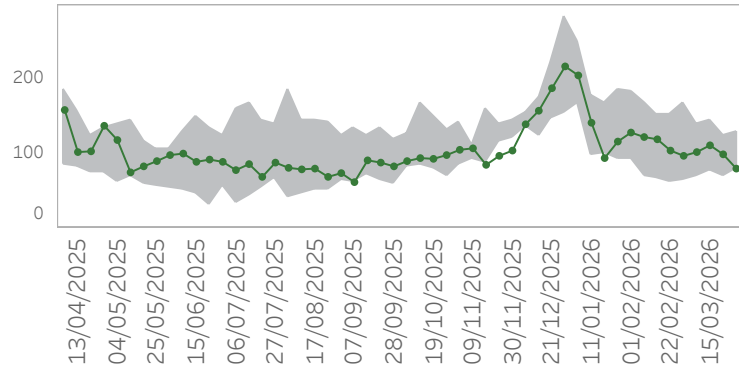
ATS dell'Insubria



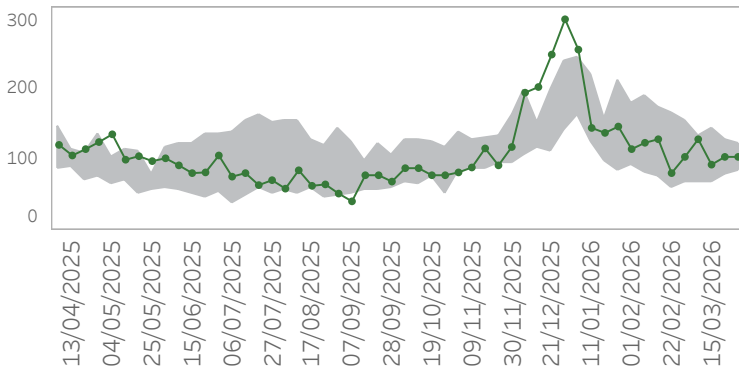
ATS della Montagna



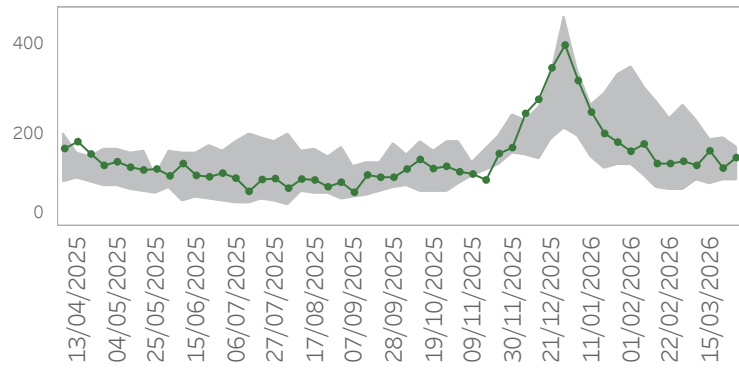
ATS della Brianza



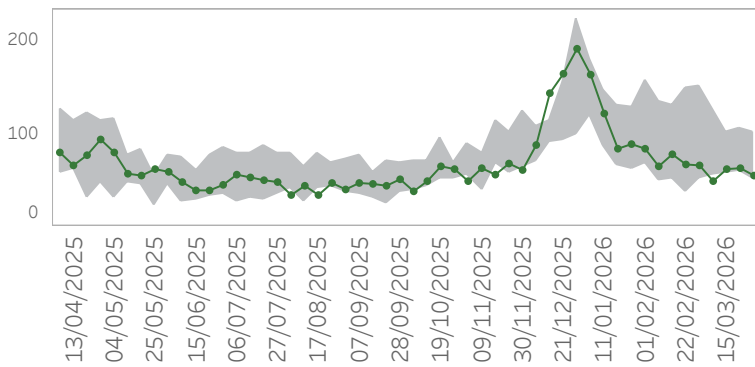
ATS di Bergamo



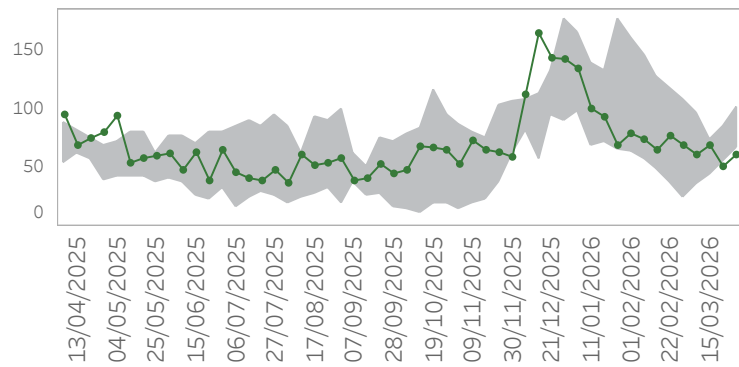
ATS di Brescia



ATS della Val Padana



ATS di Pavia



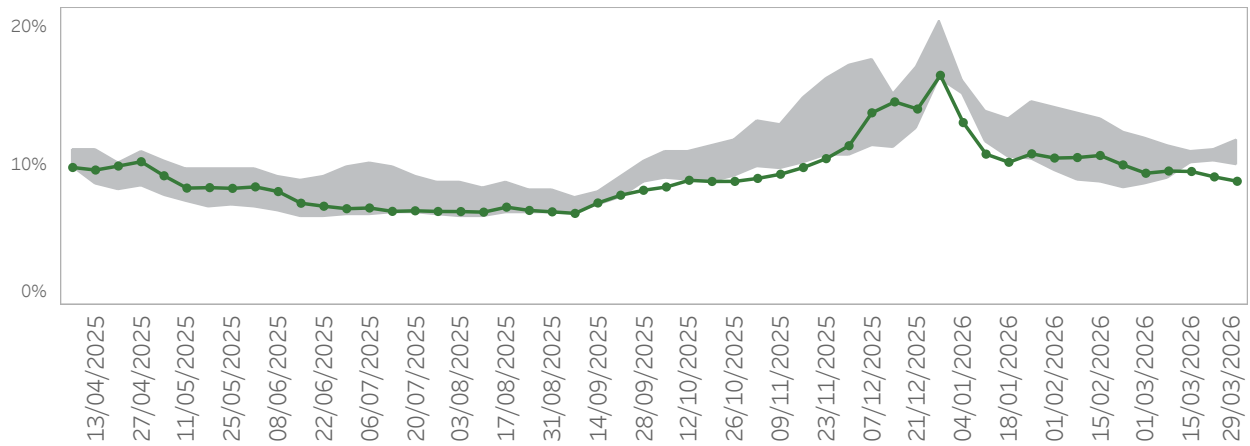
Ultimo giorno di analisi: 29/03/2026

Accessi per ATS con POLMONITI

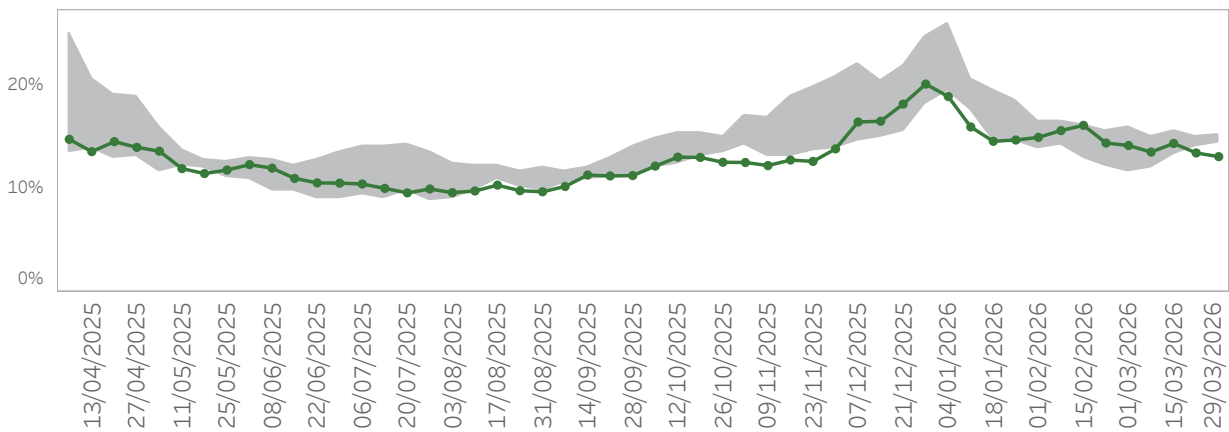
ATS	Settimana	2022	2023	2024	2025	2026
ATS DELLA CITTA' METROPOLITANA DI MILANO	8	217	362	301	540	349
	9	182	334	351	524	353
	10	177	360	359	452	328
	11	193	342	389	446	372
	12	272	300	395	361	310
	13	309	313	384	435	323
ATS DELL'INSUBRIA	8	69	172	114	224	157
	9	80	124	110	182	131
	10	81	150	117	195	120
	11	94	142	107	160	119
	12	105	113	132	150	136
	13	137	129	145	131	98
ATS DELLA MONTAGNA	8	16	32	37	79	35
	9	18	41	34	62	34
	10	16	43	48	60	28
	11	30	24	47	54	56
	12	23	37	60	73	32
	13	26	22	28	53	44
ATS DELLA BRIANZA	8	62	101	96	151	103
	9	64	103	98	167	96
	10	68	90	110	137	101
	11	77	80	105	142	110
	12	69	87	106	123	98
	13	97	79	120	128	79
ATS DI BERGAMO	8	61	126	99	165	81
	9	67	84	87	154	104
	10	69	78	90	132	129
	11	68	72	115	143	93
	12	80	97	107	129	104
	13	84	97	102	123	104
ATS DI BRESCIA	8	82	147	141	234	138
	9	82	139	127	265	143
	10	99	113	123	232	134
	11	92	130	157	189	166
	12	103	123	164	193	128
	13	102	119	137	174	151
ATS DELLA VAL PADANA	8	38	90	74	149	67
	9	57	71	52	152	66
	10	56	80	61	127	49
	11	62	57	77	102	62
	12	64	61	73	106	63
	13	52	75	72	102	55
ATS DI PAVIA	8	37	86	66	117	77
	9	25	71	68	107	69
	10	35	69	85	96	61
	11	44	48	65	73	69
	12	60	55	65	85	51
	13	66	76	76	101	61

3. PERCENTUALE ACCESSI

Ultimo giorno di analisi: 29/03/2026

% Accessi in Pronto Soccorso con SINDROMI RESPIRATORIE

Settimana	2022	2023	2024	2025	2026
8	8,40%	11,99%	10,47%	12,39%	10,08%
9	8,68%	11,62%	10,77%	12,00%	9,48%
10	9,07%	11,46%	10,82%	11,29%	9,64%
11	10,24%	10,97%	10,58%	10,72%	9,61%
12	11,12%	10,98%	10,74%	10,35%	9,22%
13	11,79%	10,90%	10,89%	10,11%	8,91%

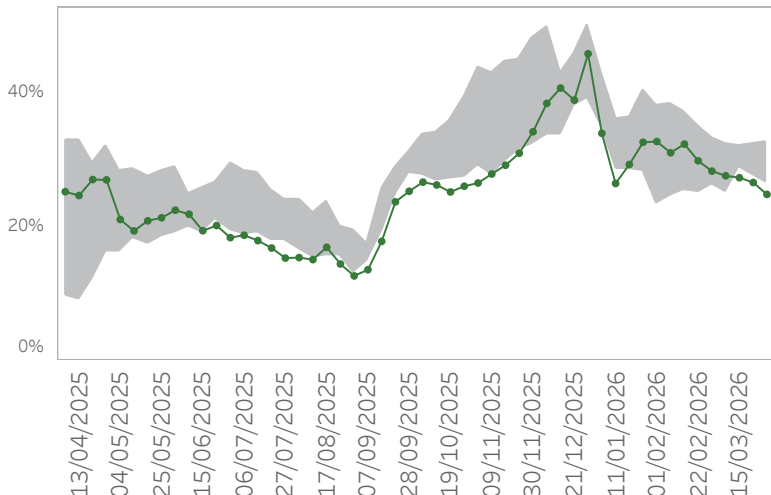
% di Ricoverati da Pronto Soccorso con SINDROMI RESPIRATORIE

Settimana	2022	2023	2024	2025	2026
8	12,29%	15,70%	14,36%	15,05%	14,47%
9	11,66%	15,09%	14,02%	15,92%	14,23%
10	12,12%	14,69%	14,00%	15,05%	13,60%
11	14,04%	13,45%	13,82%	15,66%	14,43%
12	14,22%	14,26%	15,09%	14,59%	13,51%
13	15,32%	14,51%	14,52%	15,18%	13,15%

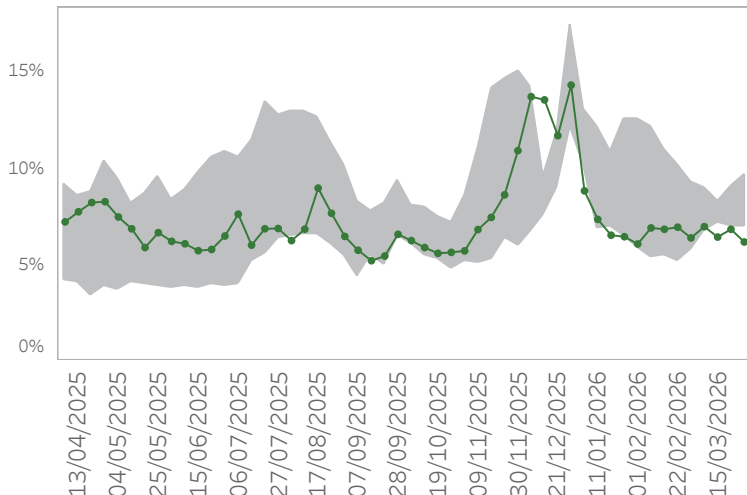
Ultimo giorno di analisi: 29/03/2026

% Accessi per fascia d'età con SINDROMI RESPIRATORIE

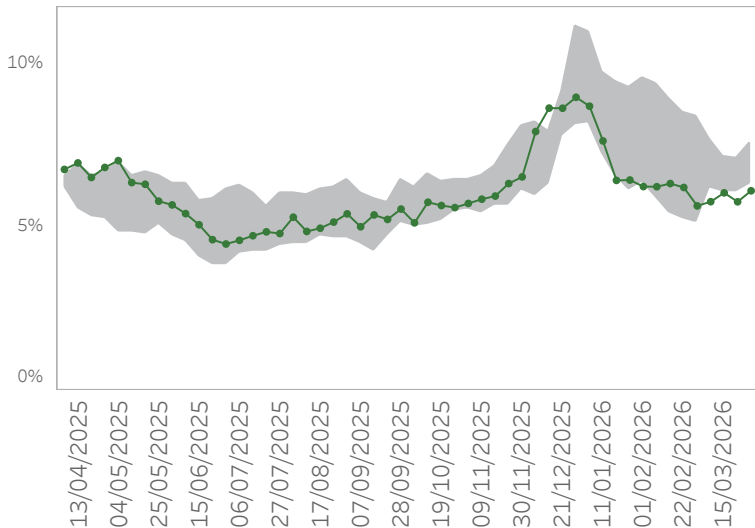
0-9



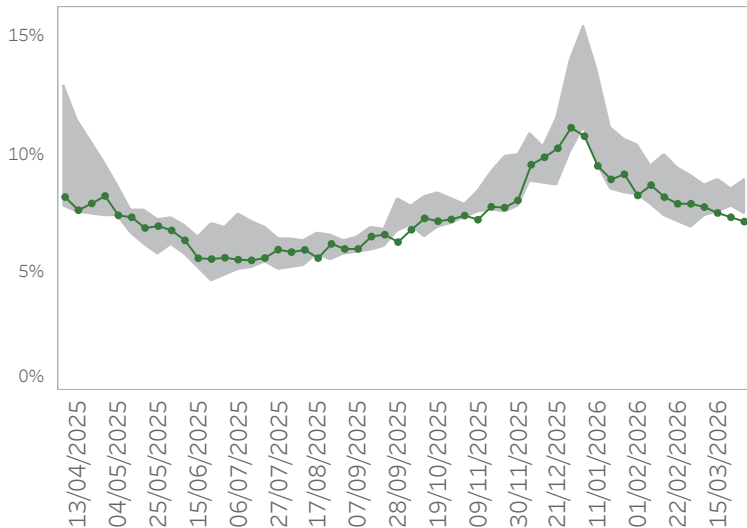
10-19



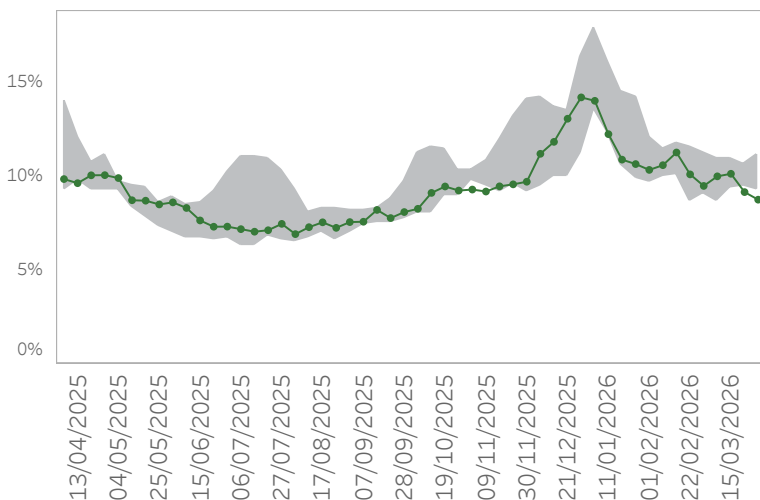
20-49



50-70



70+



Ultimo giorno di analisi: 29/03/2026

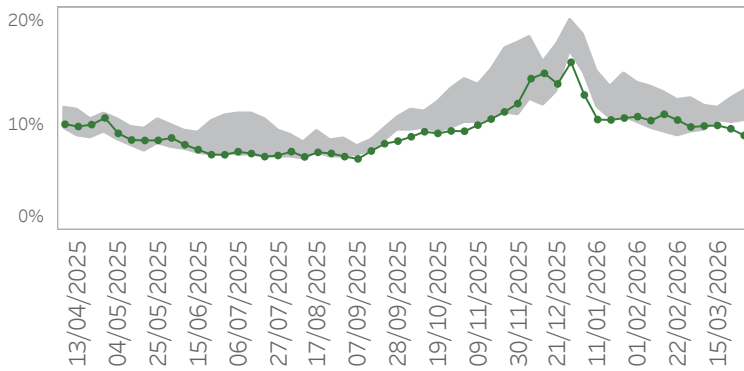
% Accessi per fascia d'età con SINDROMI RESPIRATORIE

Fascia d'età	Settimana	2022	2023	2024	2025	2026
0-9	8	25,23%	33,80%	30,48%	34,91%	29,88%
	9	26,31%	33,28%	30,71%	32,85%	28,35%
	10	25,20%	32,48%	31,69%	31,22%	27,65%
	11	29,52%	32,20%	30,71%	28,92%	27,36%
	12	31,49%	32,34%	31,68%	27,90%	26,64%
	13	32,61%	32,19%	32,69%	26,76%	24,87%
10-19	8	5,22%	8,00%	7,91%	10,17%	6,94%
	9	5,78%	7,62%	8,67%	9,29%	6,38%
	10	6,75%	7,57%	8,36%	8,94%	6,97%
	11	8,14%	7,15%	8,26%	8,02%	6,42%
	12	7,96%	6,93%	9,04%	7,46%	6,83%
	13	8,52%	7,01%	9,66%	6,98%	6,17%
20-49	8	5,23%	7,02%	6,26%	8,48%	6,19%
	9	5,12%	6,78%	6,40%	8,36%	5,63%
	10	6,18%	6,62%	6,56%	7,64%	5,76%
	11	6,08%	6,45%	6,11%	7,13%	6,03%
	12	7,04%	6,86%	6,08%	6,80%	5,75%
	13	7,50%	6,29%	6,49%	6,69%	6,09%
50-70	8	7,12%	8,91%	8,27%	9,43%	7,91%
	9	6,93%	8,54%	8,33%	9,08%	7,91%
	10	7,36%	8,68%	8,23%	8,70%	7,77%
	11	7,87%	7,55%	7,87%	8,96%	7,52%
	12	7,93%	7,93%	7,77%	8,51%	7,34%
	13	8,94%	7,84%	7,49%	8,09%	7,16%
70+	8	8,70%	11,54%	9,61%	10,74%	10,10%
	9	9,14%	10,99%	9,84%	11,27%	9,48%
	10	8,69%	10,92%	9,43%	10,74%	9,99%
	11	9,75%	10,18%	9,35%	10,95%	10,13%
	12	10,23%	9,68%	9,46%	10,58%	9,15%
	13	11,13%	10,22%	9,33%	10,49%	8,75%

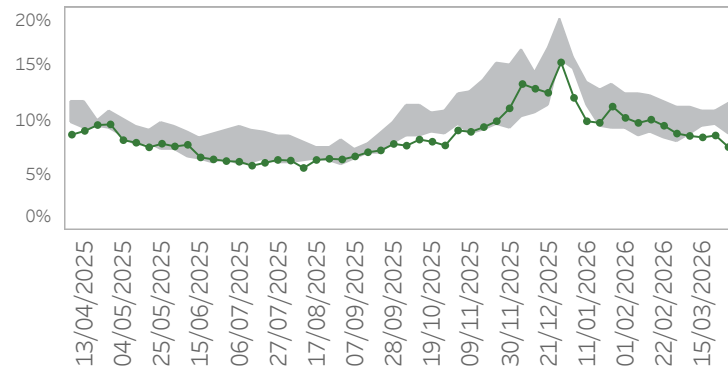
Ultimo giorno di analisi: 29/03/2026

% Accessi per ATS con SINDROMI RESPIRATORIE

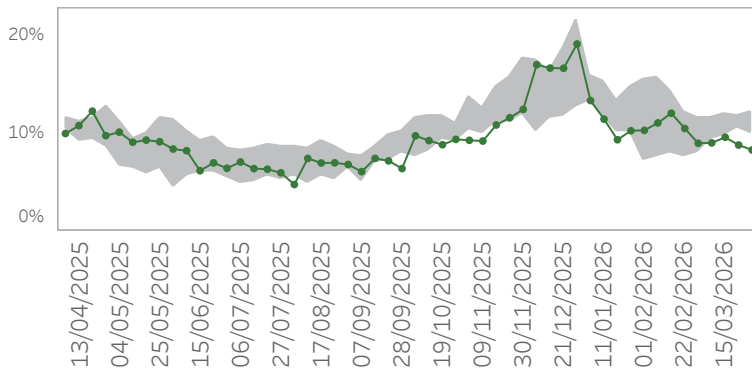
ATS della città Metropolitana di Milano



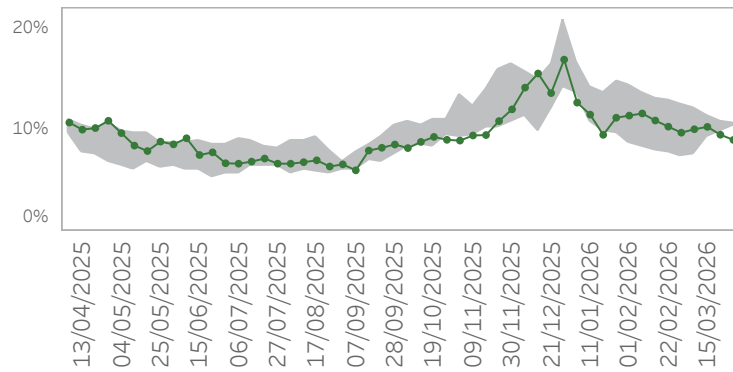
ATS dell'Insubria



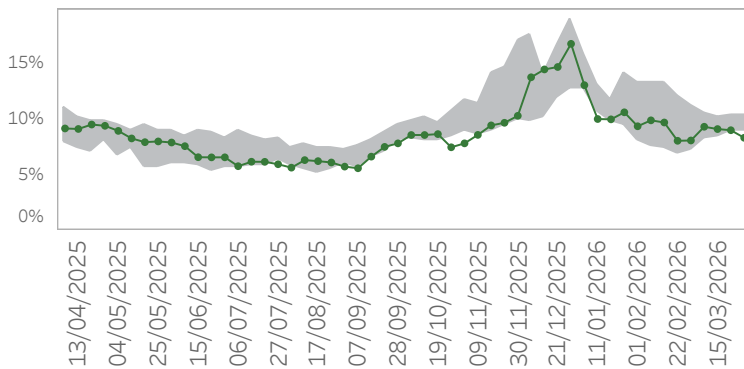
ATS della Montagna



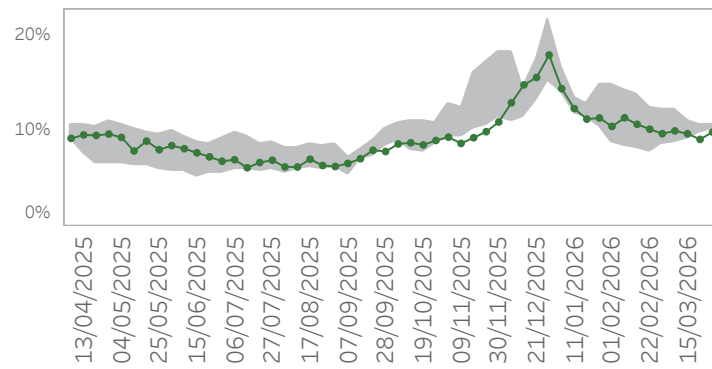
ATS della Brianza



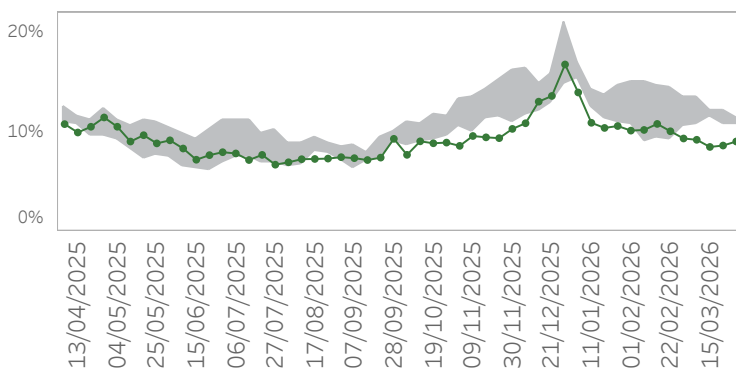
ATS di Bergamo



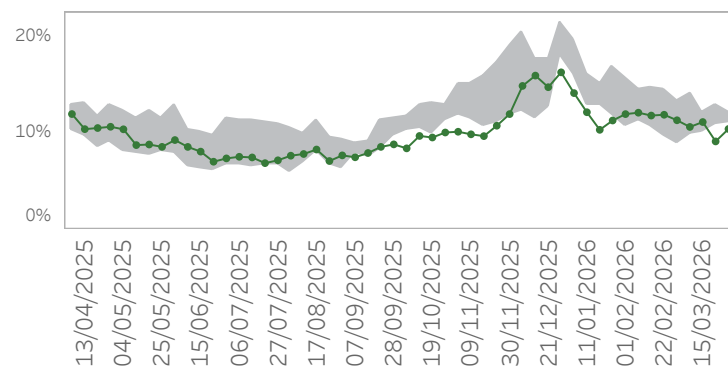
ATS di Brescia



ATS della Val Padana



ATS di Pavia

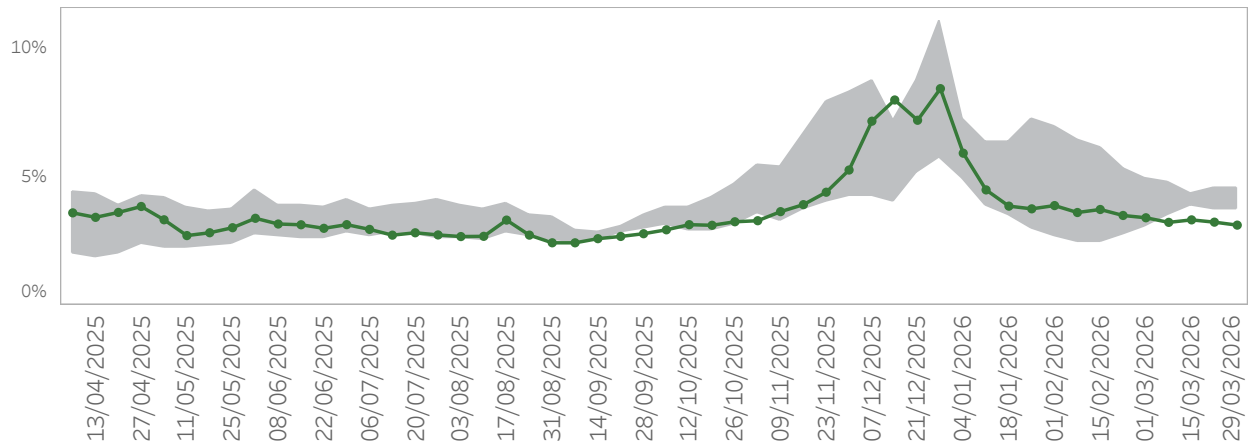


Ultimo giorno di analisi: 29/03/2026

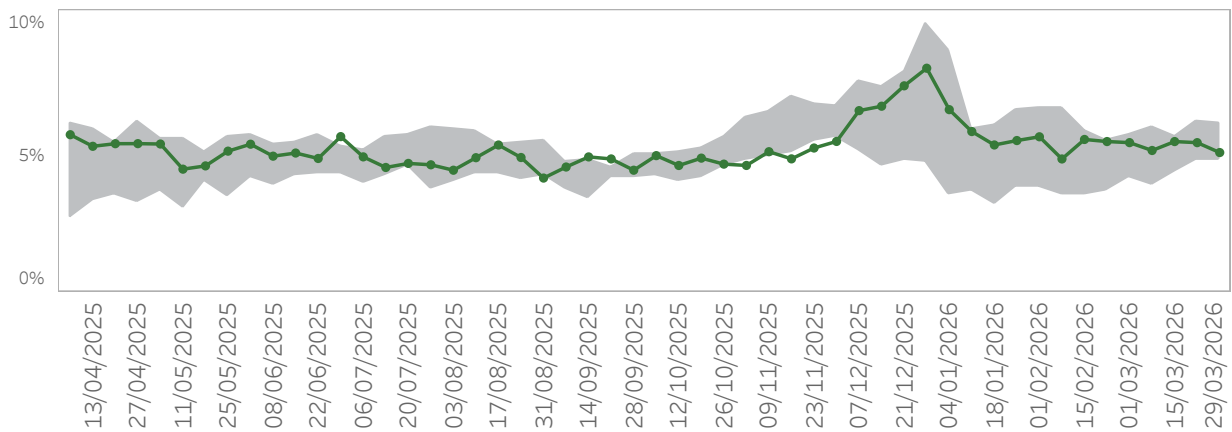
% Accessi per ATS con SINDROMI RESPIRATORIE

ATS	Settimana	2022	2023	2024	2025	2026
ATS DELLA CITTA' METROPOLITANA DI MILANO	8	8,95%	12,38%	10,63%	12,03%	10,46%
	9	9,34%	12,47%	10,86%	11,96%	9,80%
	10	9,41%	11,86%	11,05%	11,11%	9,89%
	11	11,08%	11,67%	10,87%	10,44%	9,95%
	12	12,59%	11,56%	11,09%	10,18%	9,63%
	13	13,18%	11,30%	11,18%	10,38%	8,99%
ATS DELL'INSUBRIA	8	8,40%	11,62%	9,44%	11,75%	9,54%
	9	8,06%	10,66%	10,58%	11,14%	8,83%
	10	8,82%	11,20%	10,42%	10,04%	8,62%
	11	9,46%	10,86%	10,15%	10,50%	8,48%
	12	10,68%	10,85%	10,11%	9,69%	8,65%
	13	11,63%	10,93%	10,88%	8,72%	7,60%
ATS DELLA MONTAGNA	8	7,69%	10,03%	10,51%	12,29%	10,53%
	9	8,16%	11,69%	11,25%	11,65%	9,01%
	10	9,36%	11,29%	11,55%	10,95%	9,05%
	11	10,50%	9,84%	10,77%	11,98%	9,63%
	12	10,63%	10,65%	11,37%	11,82%	8,83%
	13	12,11%	9,97%	11,23%	11,25%	8,32%
ATS DELLA BRIANZA	8	7,78%	10,93%	10,12%	12,81%	10,28%
	9	7,30%	10,66%	10,10%	12,56%	9,69%
	10	7,60%	10,06%	10,60%	12,04%	10,03%
	11	9,24%	9,82%	9,72%	11,28%	10,26%
	12	9,75%	10,00%	10,83%	9,97%	9,49%
	13	10,49%	10,49%	10,48%	10,52%	8,98%
ATS DI BERGAMO	8	6,86%	11,35%	10,25%	12,08%	8,03%
	9	7,21%	10,73%	10,57%	11,12%	8,05%
	10	8,27%	10,46%	9,59%	10,01%	9,28%
	11	8,45%	9,40%	10,18%	10,12%	9,08%
	12	8,98%	10,11%	9,68%	10,25%	8,97%
	13	10,38%	10,35%	9,89%	9,00%	8,30%
ATS DI BRESCIA	8	7,85%	11,90%	10,25%	12,47%	10,17%
	9	8,69%	10,80%	10,60%	12,29%	9,69%
	10	8,75%	10,91%	9,96%	12,20%	9,99%
	11	9,19%	11,08%	10,33%	10,77%	9,69%
	12	9,83%	10,56%	10,46%	10,20%	9,10%
	13	10,57%	10,28%	10,52%	10,13%	9,87%
ATS DELLA VAL PADANA	8	9,23%	12,26%	11,56%	14,33%	10,05%
	9	10,48%	11,97%	10,81%	13,46%	9,32%
	10	10,81%	12,44%	12,18%	13,40%	9,19%
	11	11,75%	11,46%	11,45%	12,18%	8,48%
	12	10,99%	10,86%	10,80%	12,09%	8,62%
	13	11,34%	10,92%	11,13%	10,82%	9,02%
ATS DI PAVIA	8	9,72%	14,42%	11,80%	13,05%	11,86%
	9	8,88%	13,30%	12,24%	12,16%	11,29%
	10	9,85%	14,02%	12,34%	11,61%	10,60%
	11	12,12%	11,50%	11,30%	10,11%	11,11%
	12	12,82%	12,45%	11,76%	10,88%	9,11%
	13	11,73%	12,01%	12,01%	11,10%	10,39%

Ultimo giorno di analisi: 29/03/2026

% Accessi in Pronto Soccorso con ILI

Settimana	2022	2023	2024	2025	2026
8	2,74%	5,03%	3,93%	5,29%	3,50%
9	3,06%	4,78%	3,84%	4,95%	3,41%
10	3,50%	4,76%	4,04%	4,55%	3,23%
11	3,91%	4,35%	4,10%	3,94%	3,32%
12	4,56%	4,37%	4,14%	3,73%	3,24%
13	4,52%	4,42%	4,24%	3,70%	3,12%

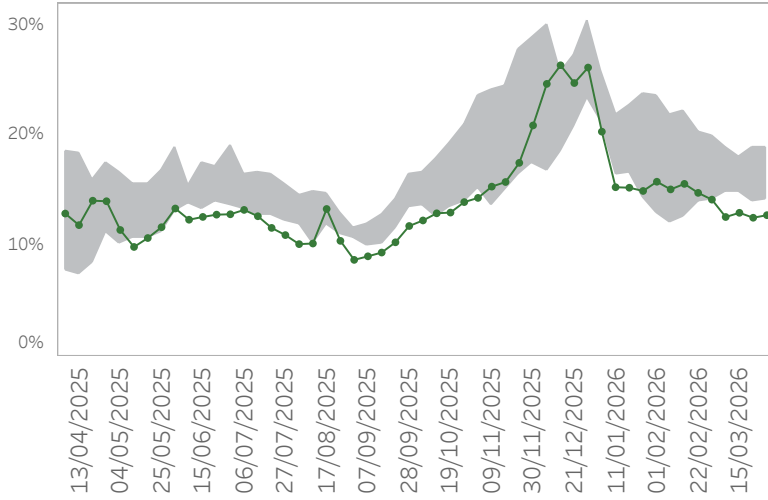
% di Ricoverati da Pronto Soccorso con ILI

Settimana	2022	2023	2024	2025	2026
8	3,77%	5,59%	5,04%	5,58%	5,56%
9	4,22%	5,59%	5,46%	5,78%	5,52%
10	3,98%	5,67%	6,11%	5,94%	5,23%
11	4,49%	5,21%	5,65%	5,76%	5,55%
12	4,86%	5,49%	6,29%	5,19%	5,51%
13	4,85%	5,39%	6,22%	5,79%	5,15%

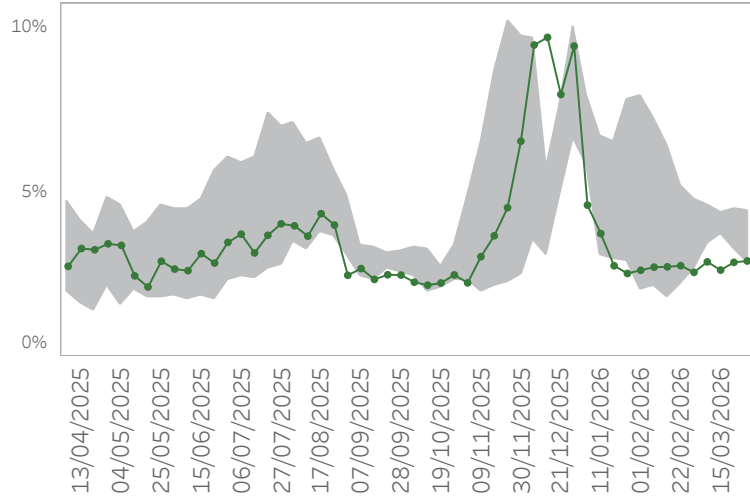
Ultimo giorno di analisi: 29/03/2026

% Accessi per fascia d'età con ILI

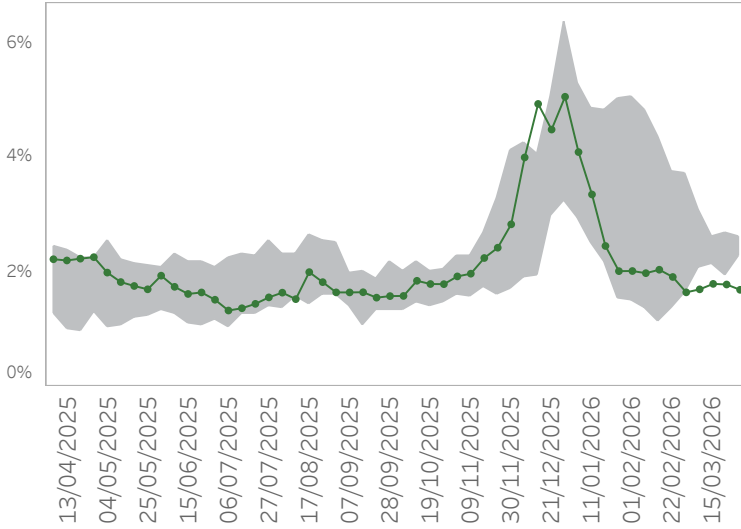
0-9



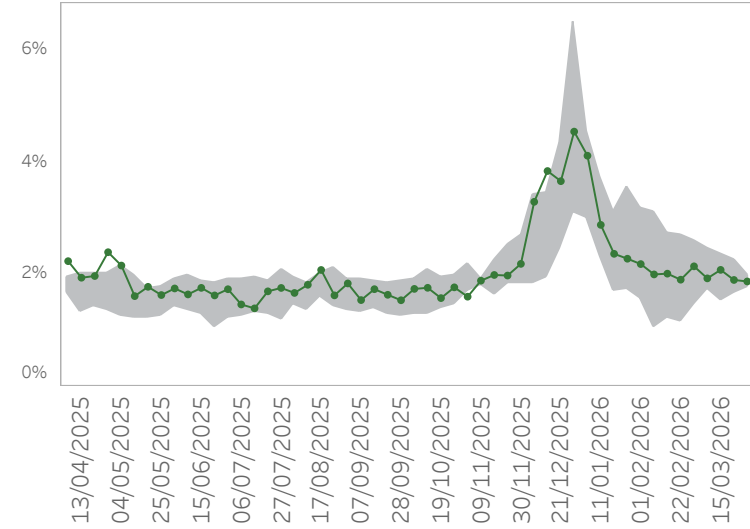
10-19



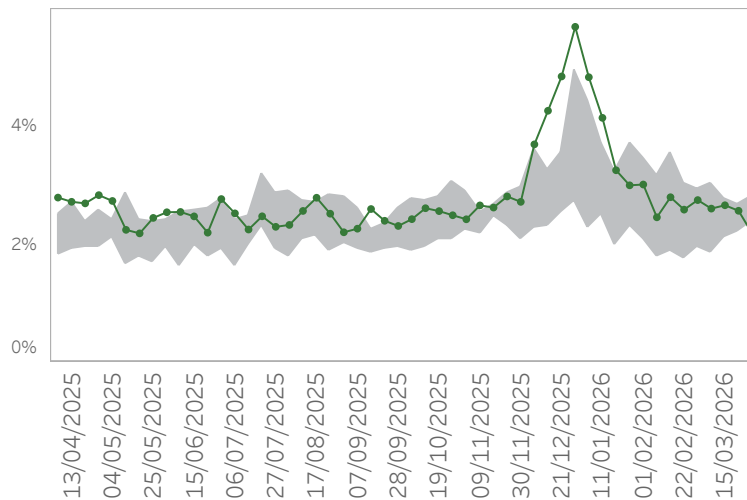
20-49



50-70



70+



Ultimo giorno di analisi: 29/03/2026

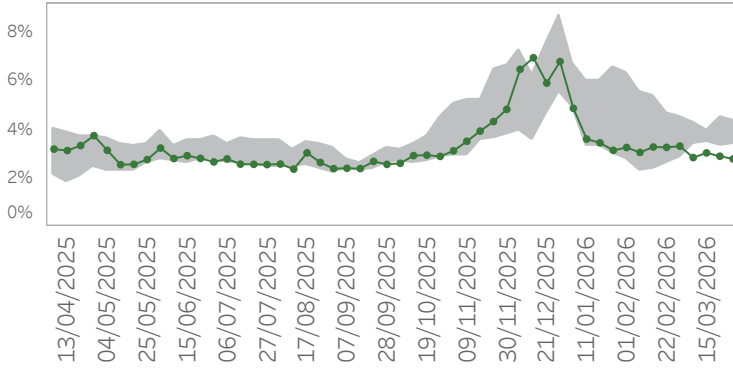
% Accessi per fascia d'età con ILI

Fascia d'età	Settimana	2022	2023	2024	2025	2026
0-9	8	13,96%	20,19%	15,89%	19,53%	14,80%
	9	14,24%	19,85%	15,35%	17,81%	14,19%
	10	14,84%	18,81%	16,30%	16,68%	12,62%
	11	15,83%	18,06%	16,06%	14,97%	13,00%
	12	18,24%	18,80%	16,31%	14,09%	12,55%
	13	18,41%	18,79%	16,75%	14,17%	12,78%
10-19	8	2,19%	4,58%	3,82%	5,16%	2,76%
	9	2,68%	3,54%	3,87%	4,75%	2,55%
	10	3,44%	4,09%	3,79%	4,60%	2,87%
	11	4,11%	3,72%	4,38%	3,69%	2,62%
	12	4,45%	3,25%	3,99%	3,40%	2,86%
	13	4,27%	3,37%	4,42%	2,83%	2,90%
20-49	8	1,36%	2,79%	2,17%	3,75%	1,91%
	9	1,63%	2,74%	2,02%	3,70%	1,65%
	10	2,25%	2,55%	2,08%	3,08%	1,70%
	11	2,24%	2,39%	2,14%	2,62%	1,79%
	12	2,66%	2,30%	1,95%	2,29%	1,78%
	13	2,61%	2,26%	2,35%	2,35%	1,69%
50-70	8	1,17%	2,02%	1,86%	2,70%	1,90%
	9	1,47%	1,92%	1,65%	2,58%	2,14%
	10	1,73%	2,10%	1,93%	2,44%	1,93%
	11	1,66%	1,52%	1,88%	2,34%	2,08%
	12	1,85%	1,67%	1,97%	2,26%	1,90%
	13	1,84%	1,77%	1,96%	1,98%	1,87%
70+	8	1,75%	2,75%	2,35%	3,04%	2,59%
	9	1,94%	2,31%	2,42%	2,94%	2,75%
	10	1,85%	2,73%	2,42%	3,02%	2,61%
	11	2,23%	2,10%	2,14%	2,78%	2,66%
	12	2,22%	2,29%	2,57%	2,67%	2,57%
	13	2,42%	2,39%	2,40%	2,79%	2,19%

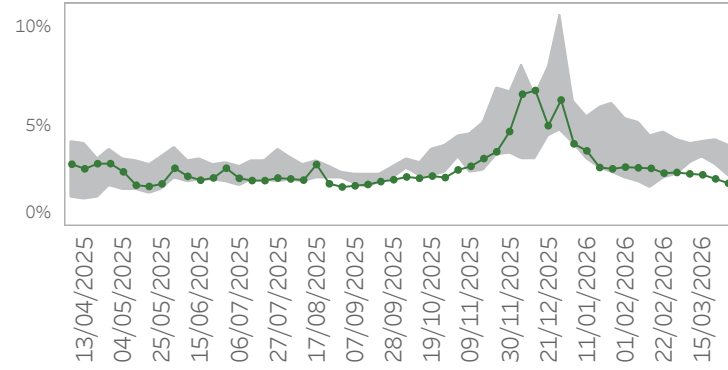
Ultimo giorno di analisi: 29/03/2026

% Accessi per ATS con ILI

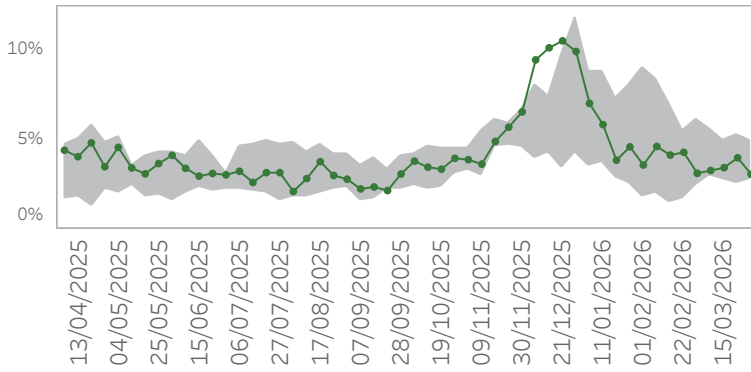
ATS della città Metropolitana di Milano



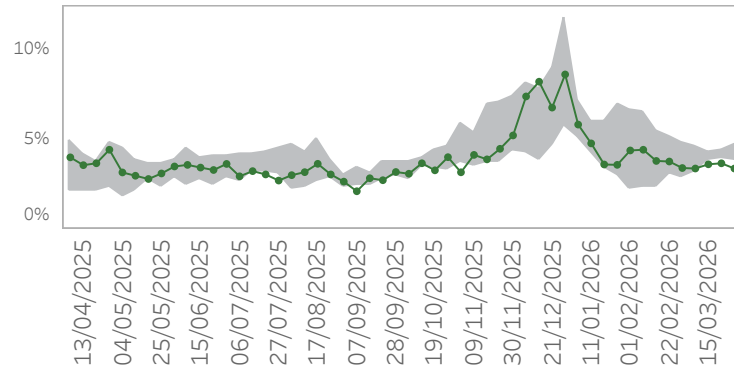
ATS dell'Insubria



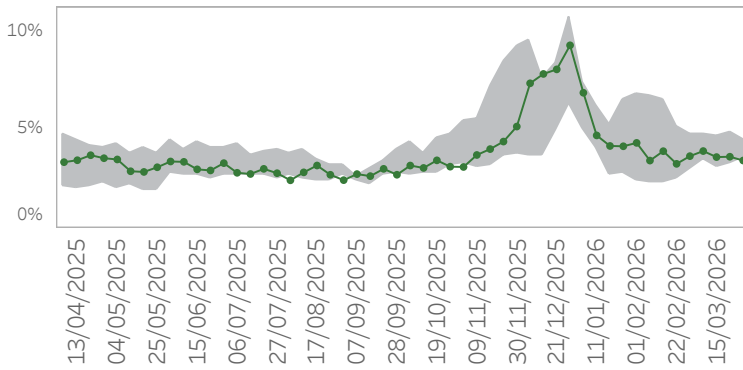
ATS della Montagna



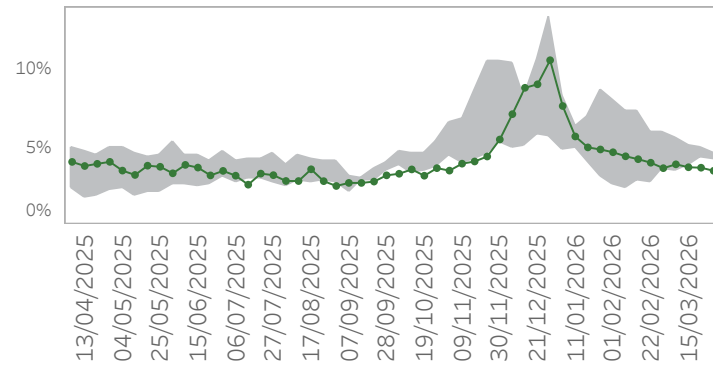
ATS della Brianza



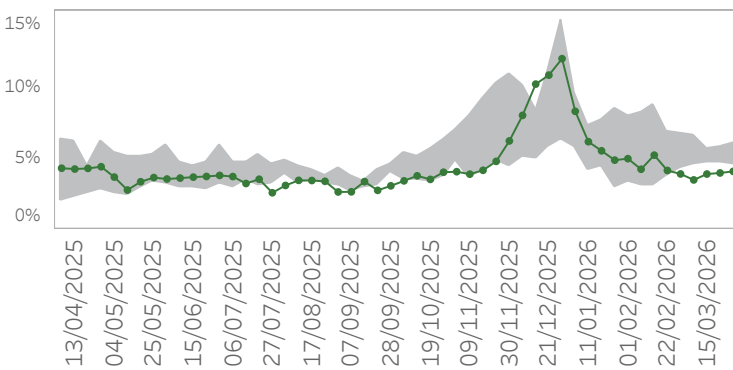
ATS di Bergamo



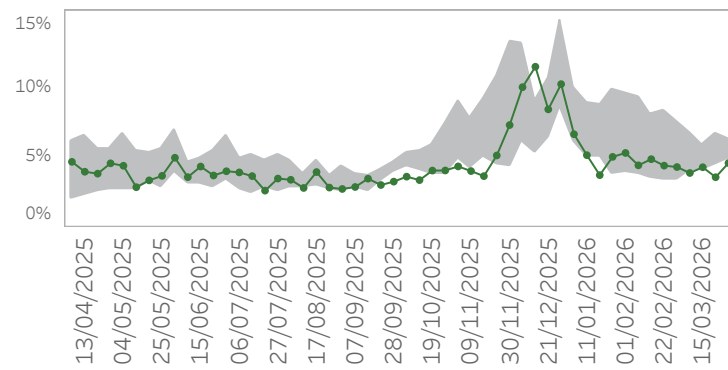
ATS di Brescia



ATS della Val Padana



ATS di Pavia

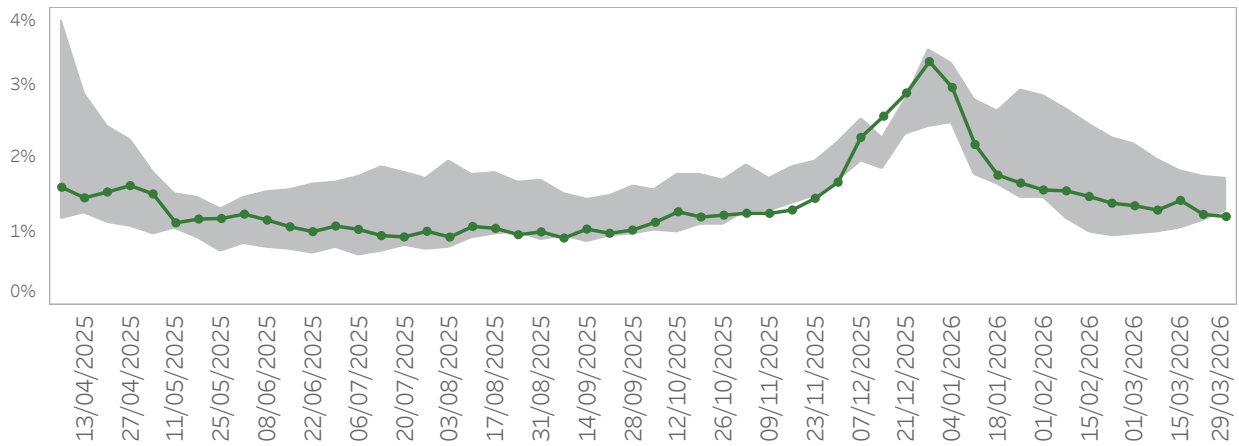


Ultimo giorno di analisi: 29/03/2026

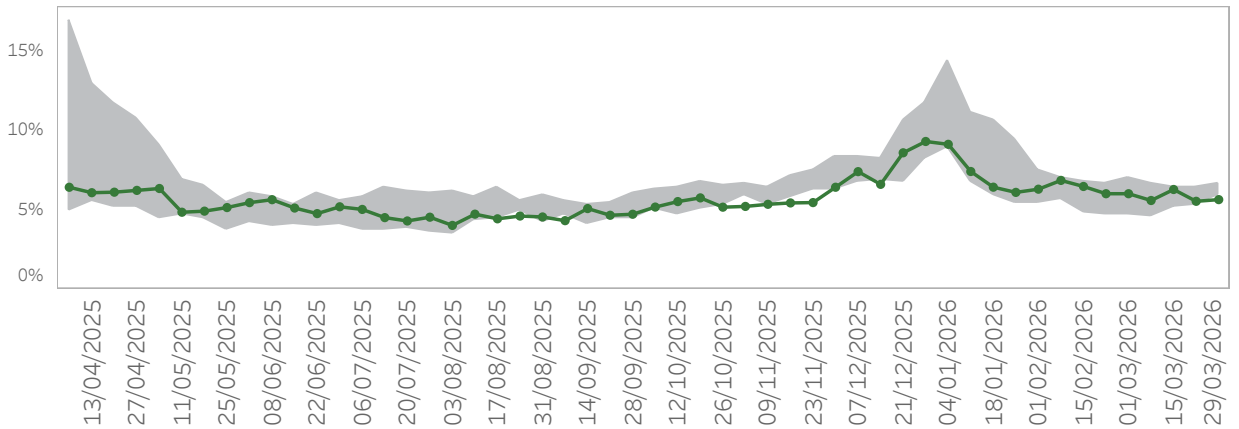
% Accessi per ATS con ILI

ATS	Settimana	2022	2023	2024	2025	2026
ATS DELLA CITTA' METROPOLITANA DI MILANO	8	2,62%	4,50%	3,64%	4,69%	3,27%
	9	2,84%	4,29%	3,45%	4,54%	3,32%
	10	3,42%	4,26%	3,70%	4,00%	2,84%
	11	3,94%	3,78%	3,76%	3,49%	3,04%
	12	4,54%	3,69%	3,81%	3,35%	2,90%
	13	4,34%	4,08%	3,92%	3,44%	2,79%
ATS DELL'INSUBRIA	8	2,38%	4,17%	3,28%	4,70%	2,66%
	9	2,59%	4,28%	3,28%	3,61%	2,70%
	10	3,19%	4,15%	3,36%	3,69%	2,63%
	11	3,56%	4,21%	3,70%	3,48%	2,58%
	12	4,33%	4,29%	3,67%	3,07%	2,38%
	13	3,86%	4,05%	3,84%	2,52%	2,16%
ATS DELLA MONTAGNA	8	1,66%	4,24%	4,16%	5,44%	4,25%
	9	2,39%	4,21%	3,78%	6,05%	3,09%
	10	2,92%	3,75%	4,89%	5,56%	3,24%
	11	2,77%	3,18%	4,83%	4,93%	3,40%
	12	3,38%	2,50%	4,62%	5,22%	3,94%
	13	3,99%	2,77%	4,92%	4,83%	3,04%
ATS DELLA BRIANZA	8	3,08%	4,63%	3,93%	5,12%	3,73%
	9	2,89%	4,50%	3,90%	4,78%	3,37%
	10	3,22%	4,59%	4,34%	4,37%	3,34%
	11	4,16%	3,83%	4,26%	3,98%	3,58%
	12	3,99%	4,37%	4,35%	3,92%	3,63%
	13	4,61%	4,04%	4,24%	3,81%	3,34%
ATS DI BERGAMO	8	2,50%	4,83%	3,59%	5,08%	3,26%
	9	2,96%	4,69%	4,20%	4,72%	3,65%
	10	3,51%	4,78%	3,52%	4,08%	3,90%
	11	3,06%	4,60%	3,86%	3,86%	3,60%
	12	3,90%	4,83%	3,68%	3,28%	3,62%
	13	4,47%	4,36%	4,16%	3,58%	3,43%
ATS DI BRESCIA	8	2,79%	5,63%	4,78%	5,99%	4,00%
	9	3,55%	5,01%	4,61%	5,90%	3,64%
	10	3,49%	5,17%	4,38%	5,57%	3,89%
	11	3,89%	5,08%	4,43%	4,76%	3,70%
	12	4,51%	4,75%	4,93%	4,30%	3,67%
	13	4,45%	4,63%	4,59%	4,20%	3,47%
ATS DELLA VAL PADANA	8	3,81%	6,63%	4,86%	6,96%	4,18%
	9	4,39%	6,26%	4,35%	6,82%	3,93%
	10	4,56%	6,60%	4,88%	6,61%	3,51%
	11	4,69%	5,67%	4,82%	4,91%	3,92%
	12	5,89%	5,69%	4,96%	4,72%	4,00%
	13	5,59%	6,17%	4,58%	4,72%	4,11%
ATS DI PAVIA	8	3,40%	8,34%	4,50%	7,29%	4,42%
	9	3,43%	7,52%	4,45%	5,78%	4,32%
	10	4,08%	6,70%	5,67%	5,52%	3,90%
	11	5,35%	5,92%	5,24%	4,07%	4,31%
	12	6,73%	6,42%	4,54%	4,51%	3,60%
	13	6,09%	6,23%	5,79%	4,95%	4,60%

Ultimo giorno di analisi: 29/03/2026

% Accessi in Pronto Soccorso con POLMONITI

Settimana	2022	2023	2024	2025	2026
8	0,95%	1,65%	1,30%	2,26%	1,38%
9	0,96%	1,44%	1,32%	2,19%	1,35%
10	0,98%	1,42%	1,40%	1,98%	1,29%
11	1,03%	1,32%	1,42%	1,82%	1,42%
12	1,15%	1,28%	1,45%	1,73%	1,23%
13	1,28%	1,32%	1,53%	1,72%	1,20%

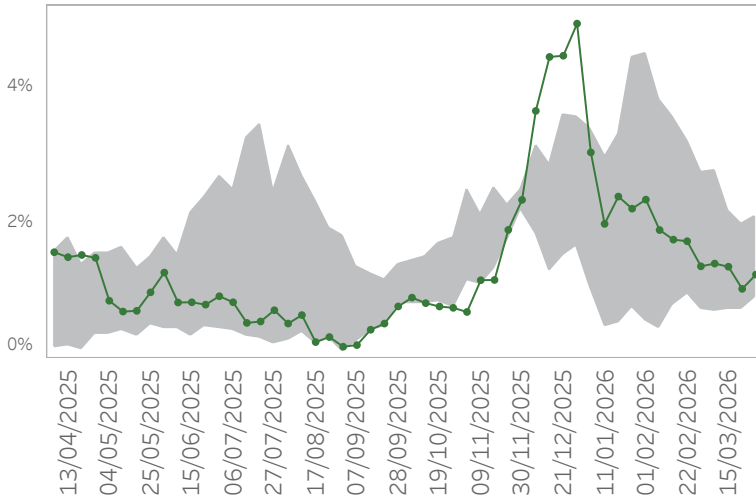
% di Ricoverati da Pronto Soccorso con POLMONITI

Settimana	2022	2023	2024	2025	2026
8	4,70%	6,17%	5,20%	6,58%	6,01%
9	4,71%	5,89%	5,38%	6,95%	6,00%
10	4,58%	5,71%	5,86%	6,61%	5,58%
11	5,18%	5,64%	5,82%	6,33%	6,27%
12	5,33%	5,89%	6,29%	6,33%	5,53%
13	5,85%	5,90%	6,02%	6,58%	5,63%

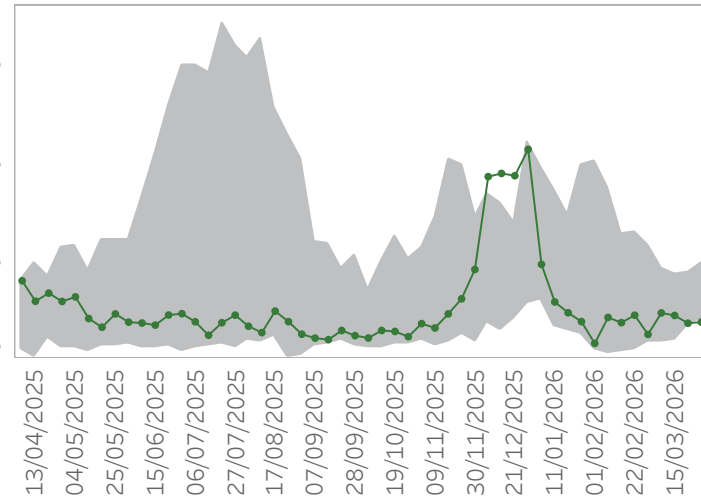
Ultimo giorno di analisi: 29/03/2026

% Accessi per fascia d'età con POLMONITI

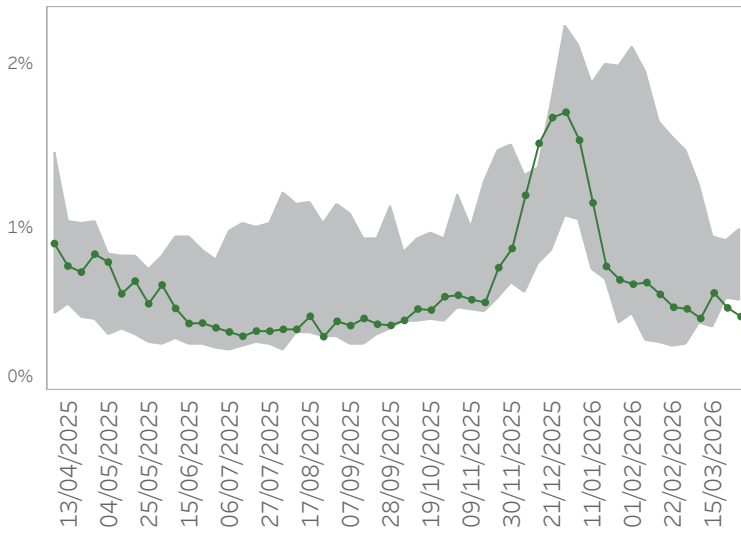
0-9



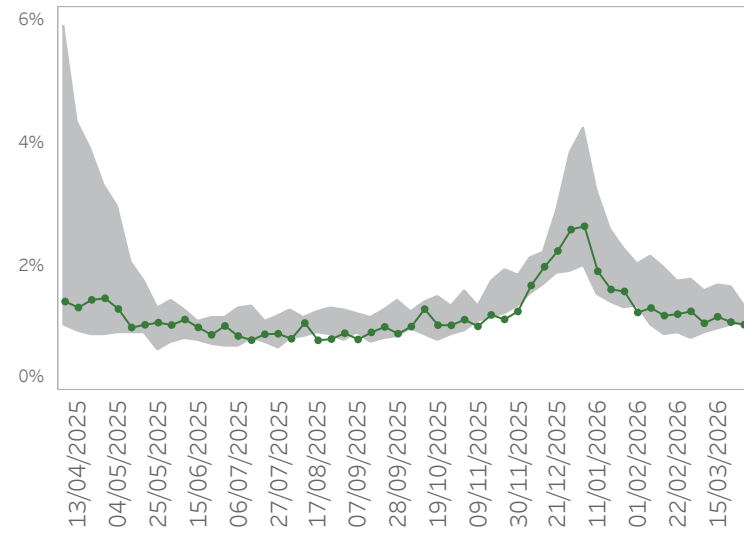
10-19



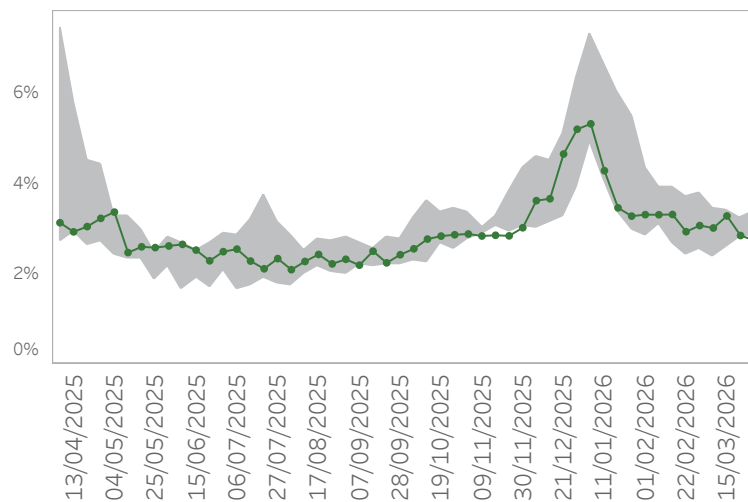
20-49



50-70



70+



Ultimo giorno di analisi: 29/03/2026

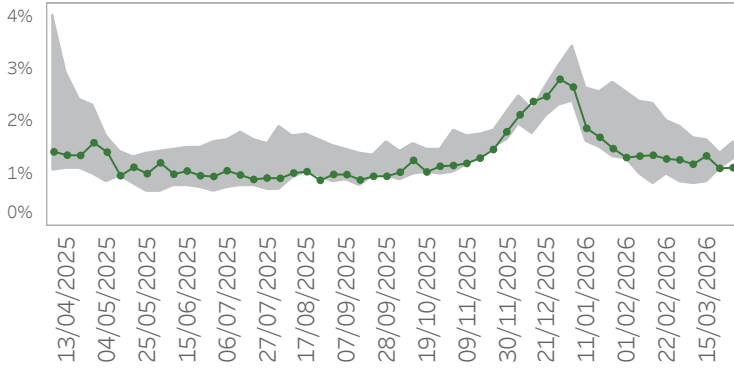
% Accessi per fascia d'età con POLMONITI

Fascia d'età	Settimana	2022	2023	2024	2025	2026
0-9	8	0,97%	1,72%	1,50%	3,18%	1,73%
	9	0,73%	1,64%	1,61%	2,72%	1,36%
	10	0,70%	1,42%	1,67%	2,76%	1,40%
	11	0,74%	1,31%	1,66%	2,18%	1,35%
	12	0,74%	1,34%	1,80%	1,97%	1,03%
	13	0,91%	1,34%	2,01%	2,07%	1,24%
10-19	8	0,09%	0,68%	0,53%	1,29%	0,44%
	9	0,18%	0,35%	0,67%	1,15%	0,25%
	10	0,18%	0,47%	0,57%	0,91%	0,47%
	11	0,19%	0,53%	0,85%	0,87%	0,44%
	12	0,38%	0,35%	0,88%	0,70%	0,36%
	13	0,44%	0,41%	0,98%	0,62%	0,37%
20-49	8	0,28%	0,79%	0,62%	1,56%	0,51%
	9	0,28%	0,69%	0,59%	1,48%	0,50%
	10	0,41%	0,61%	0,69%	1,26%	0,45%
	11	0,39%	0,65%	0,74%	0,95%	0,60%
	12	0,57%	0,61%	0,73%	0,92%	0,51%
	13	0,55%	0,62%	0,77%	0,99%	0,46%
50-70	8	0,93%	1,57%	1,16%	1,77%	1,24%
	9	0,84%	1,26%	1,20%	1,78%	1,28%
	10	0,93%	1,26%	1,30%	1,60%	1,09%
	11	0,98%	1,06%	1,19%	1,71%	1,20%
	12	1,07%	1,12%	1,25%	1,68%	1,11%
	13	1,07%	1,08%	1,34%	1,38%	1,07%
70+	8	2,40%	3,40%	2,76%	3,68%	2,93%
	9	2,53%	3,13%	2,74%	3,79%	3,06%
	10	2,40%	3,19%	2,88%	3,42%	3,01%
	11	2,58%	2,97%	2,80%	3,38%	3,28%
	12	2,79%	2,79%	2,85%	3,24%	2,84%
	13	3,23%	2,99%	2,84%	3,35%	2,74%

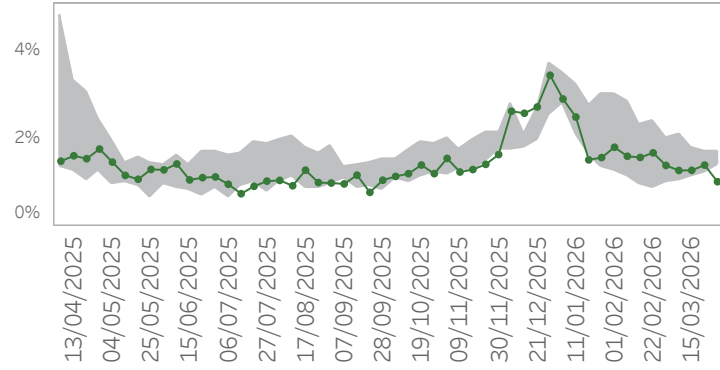
Ultimo giorno di analisi: 29/03/2026

% Accessi per ATS con POLMONITI

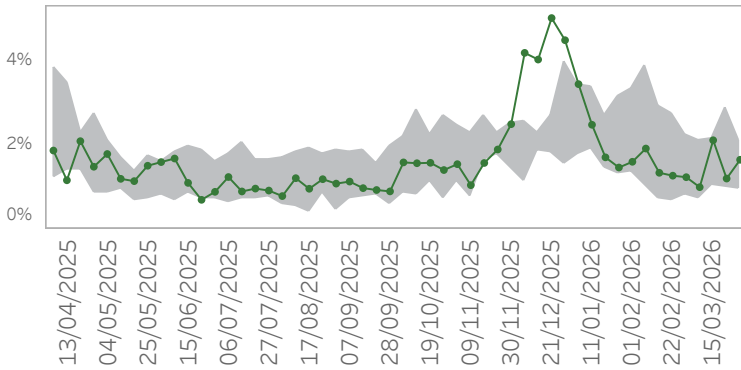
ATS della città Metropolitana di Milano



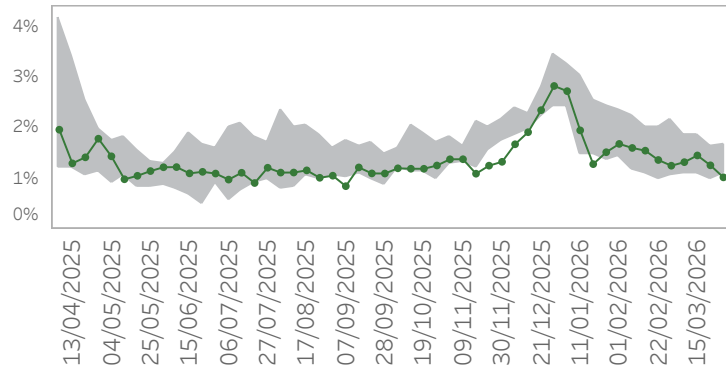
ATS dell'Insubria



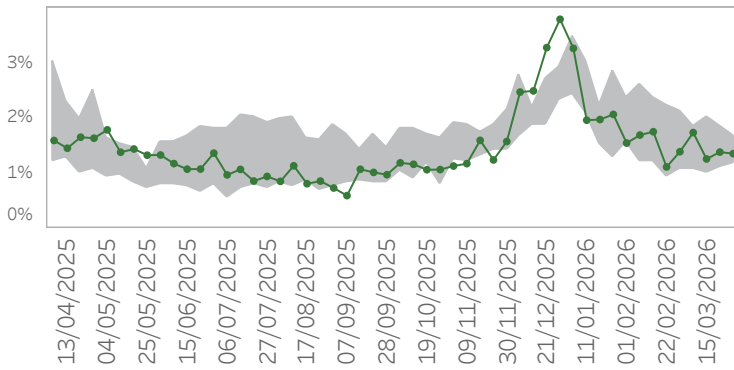
ATS della Montagna



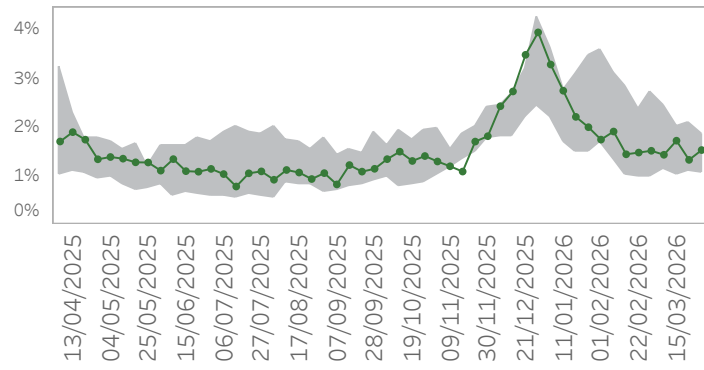
ATS della Brianza



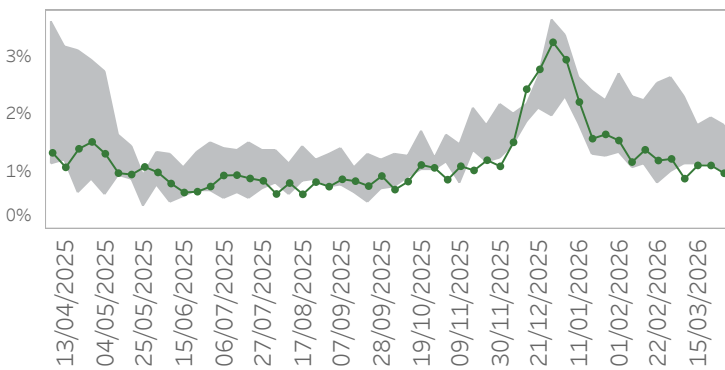
ATS di Bergamo



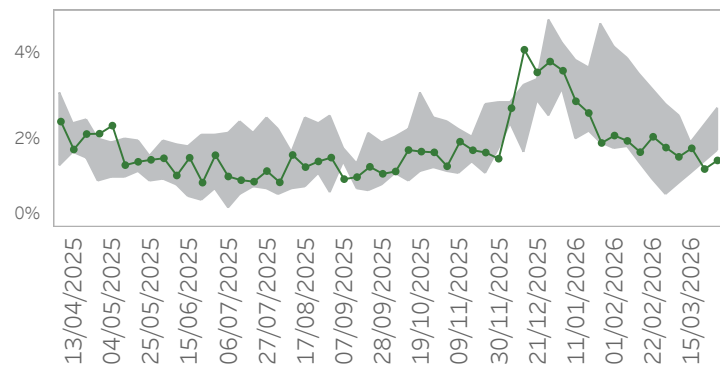
ATS di Brescia



ATS della Val Padana



ATS di Pavia



Ultimo giorno di analisi: 29/03/2026

% Accessi per ATS con POLMONITI

ATS	Settimana	2022	2023	2024	2025	2026
ATS DELLA CITTA' METROPOLITANA DI MILANO	8	1,00%	1,49%	1,12%	2,01%	1,28%
	9	0,85%	1,38%	1,34%	1,90%	1,27%
	10	0,81%	1,43%	1,34%	1,68%	1,18%
	11	0,83%	1,40%	1,38%	1,65%	1,34%
	12	1,11%	1,22%	1,37%	1,38%	1,10%
	13	1,26%	1,26%	1,48%	1,61%	1,12%
ATS DELL'INSUBRIA	8	0,86%	1,98%	1,30%	2,40%	1,67%
	9	1,02%	1,40%	1,29%	2,01%	1,39%
	10	1,05%	1,63%	1,36%	2,09%	1,27%
	11	1,20%	1,60%	1,15%	1,78%	1,27%
	12	1,24%	1,26%	1,40%	1,70%	1,39%
	13	1,58%	1,43%	1,68%	1,41%	1,02%
ATS DELLA MONTAGNA	8	0,70%	1,28%	1,37%	2,74%	1,27%
	9	0,81%	1,81%	1,34%	2,26%	1,23%
	10	0,74%	1,85%	1,78%	2,08%	1,00%
	11	1,34%	1,05%	1,73%	2,13%	2,11%
	12	1,00%	1,65%	2,33%	2,87%	1,20%
	13	1,14%	0,97%	1,17%	2,11%	1,65%
ATS DELLA BRIANZA	8	1,00%	1,49%	1,28%	2,00%	1,37%
	9	1,06%	1,48%	1,34%	2,18%	1,25%
	10	1,09%	1,26%	1,52%	1,87%	1,32%
	11	1,16%	1,11%	1,35%	1,87%	1,46%
	12	1,01%	1,21%	1,36%	1,64%	1,26%
	13	1,37%	1,12%	1,65%	1,67%	1,02%
ATS DI BERGAMO	8	0,93%	1,88%	1,41%	2,22%	1,11%
	9	1,06%	1,29%	1,21%	2,11%	1,39%
	10	1,08%	1,19%	1,30%	1,86%	1,74%
	11	1,00%	1,07%	1,54%	2,02%	1,26%
	12	1,12%	1,45%	1,43%	1,83%	1,38%
	13	1,17%	1,43%	1,49%	1,68%	1,35%
ATS DI BRESCIA	8	0,98%	1,53%	1,50%	2,38%	1,48%
	9	1,00%	1,48%	1,34%	2,72%	1,51%
	10	1,16%	1,16%	1,33%	2,46%	1,43%
	11	1,03%	1,34%	1,60%	2,01%	1,72%
	12	1,11%	1,26%	1,62%	2,10%	1,33%
	13	1,07%	1,23%	1,48%	1,85%	1,53%
ATS DELLA VAL PADANA	8	0,80%	1,75%	1,40%	2,54%	1,20%
	9	1,22%	1,41%	0,99%	2,63%	1,22%
	10	1,14%	1,48%	1,13%	2,29%	0,88%
	11	1,23%	1,13%	1,36%	1,78%	1,11%
	12	1,26%	1,12%	1,29%	1,91%	1,11%
	13	0,98%	1,39%	1,36%	1,80%	0,98%
ATS DI PAVIA	8	1,09%	2,26%	1,74%	3,15%	2,08%
	9	0,76%	1,89%	1,83%	2,81%	1,83%
	10	1,02%	1,81%	2,23%	2,56%	1,62%
	11	1,23%	1,29%	1,68%	1,93%	1,81%
	12	1,65%	1,48%	1,67%	2,31%	1,34%
	13	1,74%	1,95%	2,12%	2,72%	1,53%