

SORVEGLIANZA ACCESSI PRONTO SOCCORSO

Nota metodologica

Il presente report mostra i dati relativi al numero di accessi settimanali nei Pronto Soccorso di Regione Lombardia; vengono riportati gli accessi totali e classificati in base alla diagnosi alla dimissione e suddivisi per fascia di età ed ATS di afferenza del Pronto Soccorso. La fonte dei dati è il flusso EUOL (Emergenze Urgenze Online).

Sulla base della diagnosi attribuita alla dimissione del Pronto Soccorso (codifica ICD-9CM) gli accessi sono stati suddivisi in:

1. Diagnosi di **sindromi respiratorie**
2. Diagnosi di **sindromi simi-influenzali (influenza-like illness, ILI)**
3. Diagnosi di **polmoniti**

Il framework utilizzato per la classificazione degli accessi è quello proposto dai Centers for Disease Control and Prevention (U.S. CDC), integrato con i codici relativi al COVID-19.

Si sottolinea inoltre che il flusso EUOL proveniente dai Pronto Soccorso dell'ATS PAVIA – Fondazione IRCCS Policlinico San Matteo, ASST PAVIA (Ospedale di Voghera e Vigevano) – presentano alcuni dati mancanti per le settimane n° 29-49 del 2023, pertanto i grafici relativi agli accessi suddivisi per ATS mostrano una flessione nel numero di accessi relativamente al periodo indicato.

Grafici rappresentati

Nei grafici la linea **verde** (denominata "Valore Attuale") mostra il dato relativo alla settimana riportata sull'asse x. L'area in **grigio** rappresenta i valori relativi alla stessa settimana nei 4 anni precedenti ordinati dal minimo al massimo.

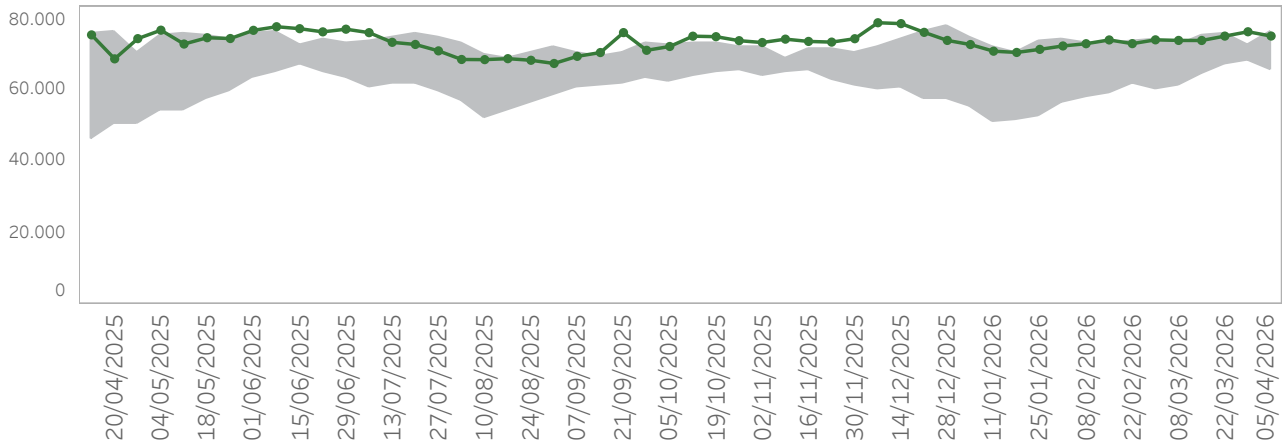
Codifica delle settimane rappresentate:

Settimana	Inizio	Fine
9	23/02/2026	01/03/2026
10	02/03/2026	08/03/2026
11	09/03/2026	15/03/2026
12	16/03/2026	22/03/2026
13	23/03/2026	29/03/2026
14	30/03/2026	05/04/2026

1. ACCESSI TOTALI

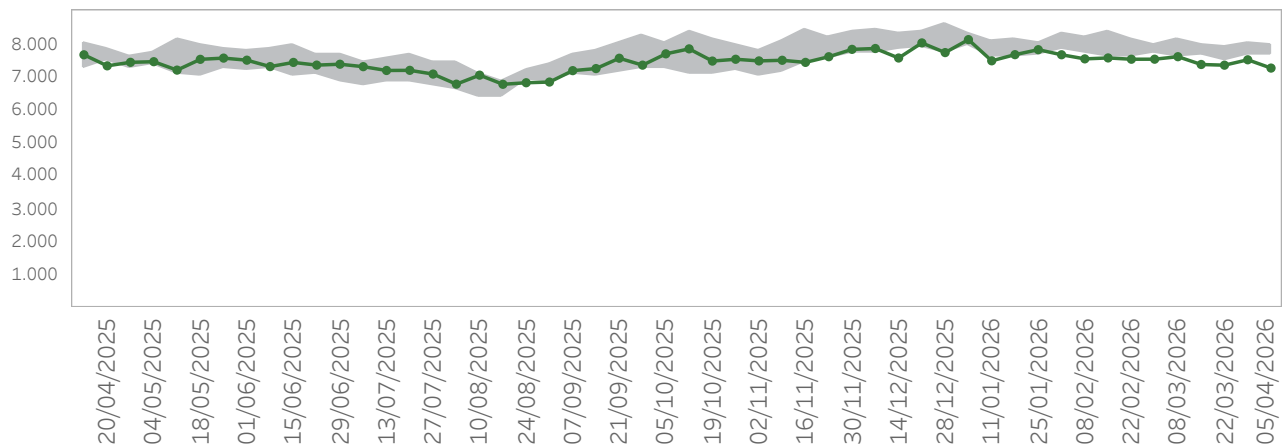
Ultimo giorno di analisi: 05/04/2026

Accessi Totali in Pronto Soccorso



Settimana	2022	2023	2024	2025	2026
9	60.035	67.025	70.190	73.701	73.854
10	61.205	69.336	70.693	72.359	73.690
11	64.265	67.927	74.807	72.027	73.675
12	67.194	68.460	75.785	70.453	74.897
13	68.298	68.929	69.320	72.509	76.110
14	66.995	65.367	74.128	76.232	74.916

Ricoveri Totali da Pronto Soccorso

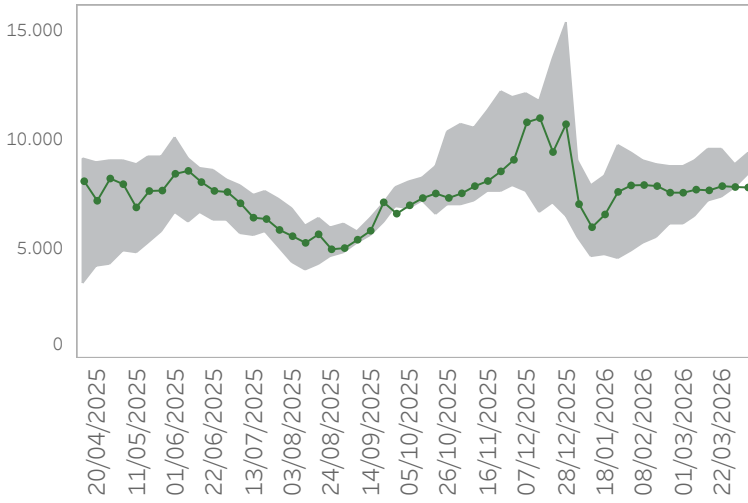


Settimana	2022	2023	2024	2025	2026
9	7.756	7.959	7.968	7.908	7.561
10	7.615	8.190	7.641	7.839	7.637
11	7.820	7.851	7.989	7.722	7.400
12	7.877	7.908	7.939	7.533	7.379
13	8.046	8.064	7.718	7.840	7.543
14	7.692	7.878	8.016	7.800	7.291

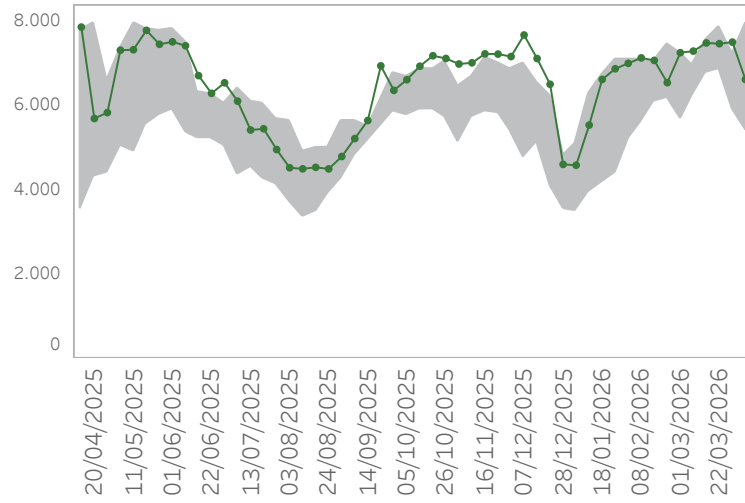
Ultimo giorno di analisi: 05/04/2026

Accessi Totali per fascia d'età

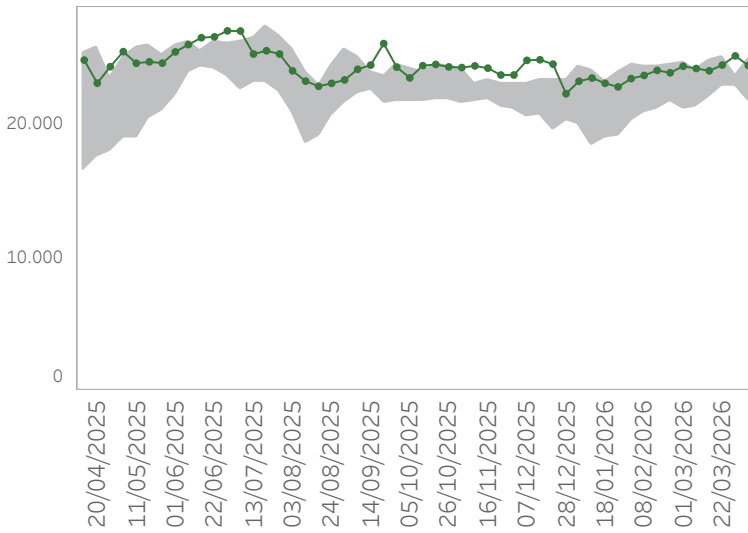
0-9



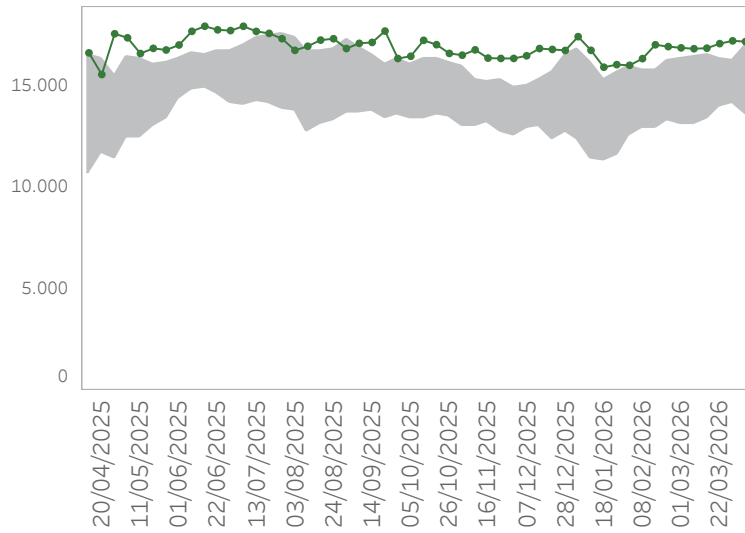
10-19



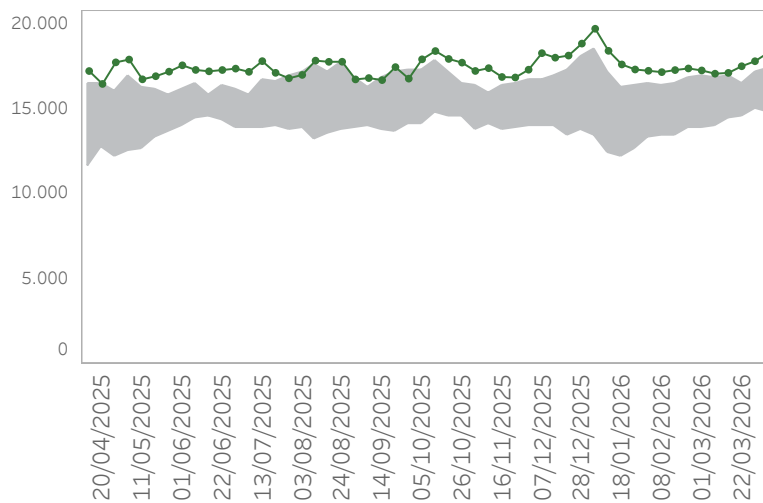
20-49



50-70



70+



Ultimo giorno di analisi: 05/04/2026

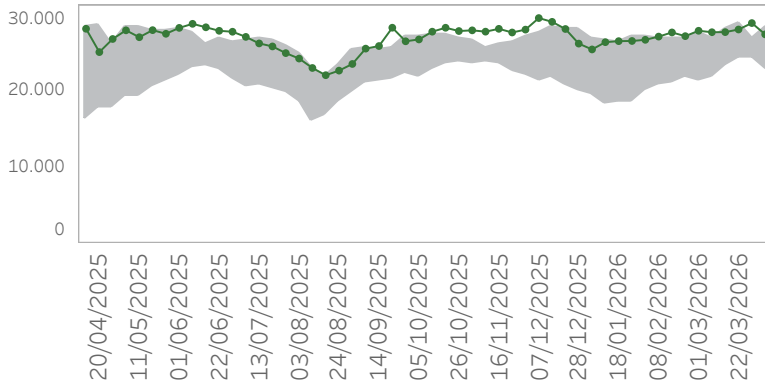
Accessi Totali per fascia d'età

Fascia d'età	Settimana	2022	2023	2024	2025	2026
0-9	9	6.146	8.725	8.571	8.112	7.579
	10	6.467	8.990	8.668	7.864	7.719
	11	7.541	8.978	9.517	7.209	7.686
	12	8.532	8.759	9.516	7.351	7.879
	13	8.383	8.856	8.571	7.810	7.839
	14	8.540	8.652	9.383	8.430	7.818
10-19	9	5.672	6.558	6.871	7.200	7.241
	10	6.223	6.865	6.959	6.826	7.279
	11	6.790	6.771	7.539	6.935	7.472
	12	7.161	6.854	7.845	6.862	7.454
	13	7.041	6.880	5.889	7.236	7.491
	14	6.870	5.405	6.924	7.931	6.607
20-49	9	21.181	22.562	24.054	24.726	24.424
	10	21.425	23.321	24.131	23.989	24.254
	11	22.073	22.882	24.863	24.021	24.082
	12	22.968	22.930	25.192	23.429	24.514
	13	23.698	22.892	23.628	23.635	25.204
	14	23.175	21.754	24.680	24.965	24.481
50-70	9	13.170	14.247	15.405	16.330	16.909
	10	13.104	14.704	15.353	16.454	16.866
	11	13.410	14.482	16.236	16.509	16.893
	12	13.964	14.522	16.377	16.001	17.118
	13	14.191	14.955	15.042	16.251	17.254
	14	13.652	14.114	16.354	17.064	17.219
70+	9	13.858	14.923	15.055	16.923	17.263
	10	13.975	15.437	15.342	16.845	17.072
	11	14.441	14.790	16.272	16.962	17.119
	12	14.552	15.376	16.334	16.418	17.510
	13	14.971	15.344	15.738	17.191	17.805
	14	14.747	15.426	16.378	17.394	18.309

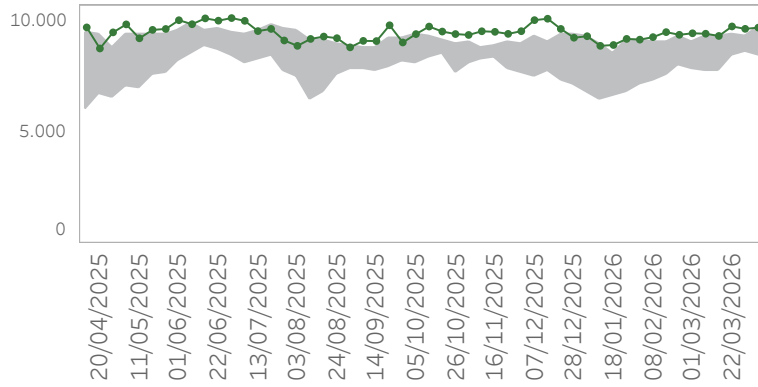
Ultimo giorno di analisi: **05/04/2026**

Accessi Totali per ATS

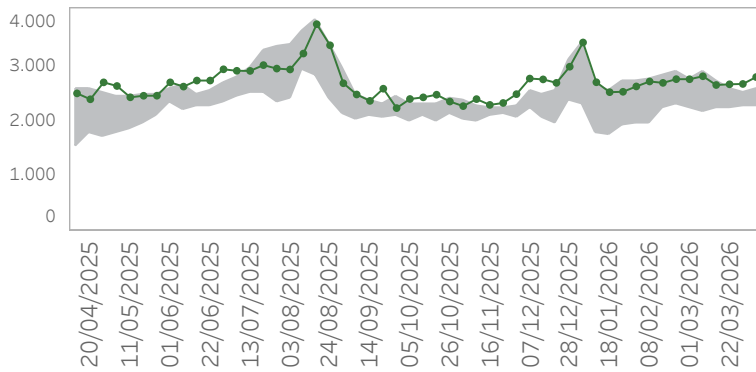
ATS della città Metropolitana di Milano



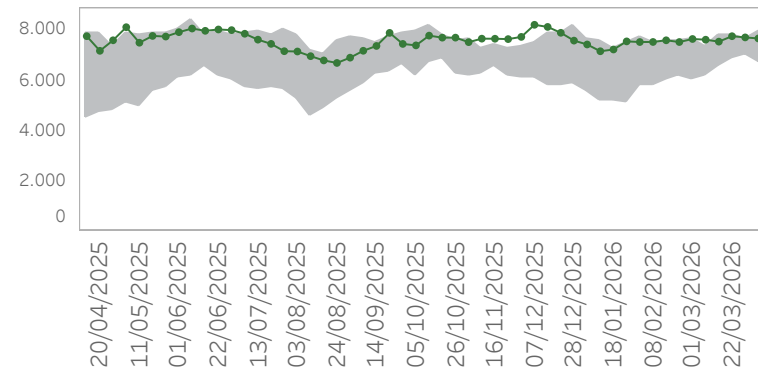
ATS dell'Insubria



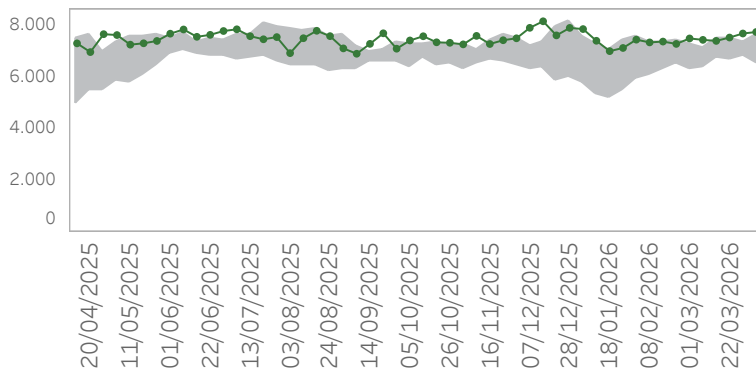
ATS della Montagna



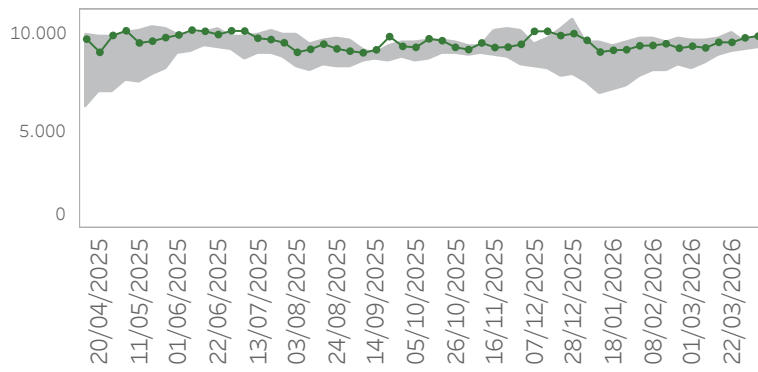
ATS della Brianza



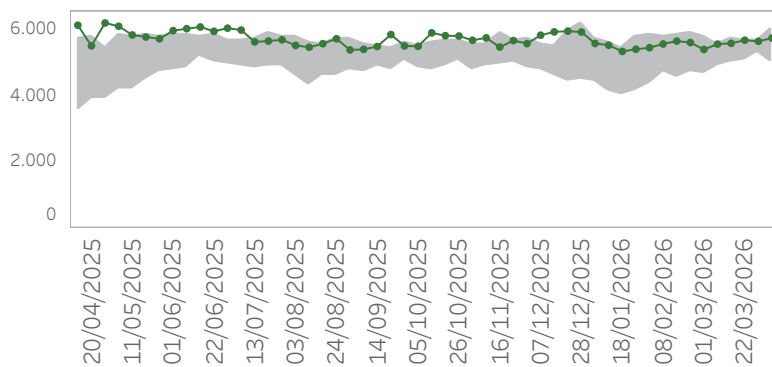
ATS di Bergamo



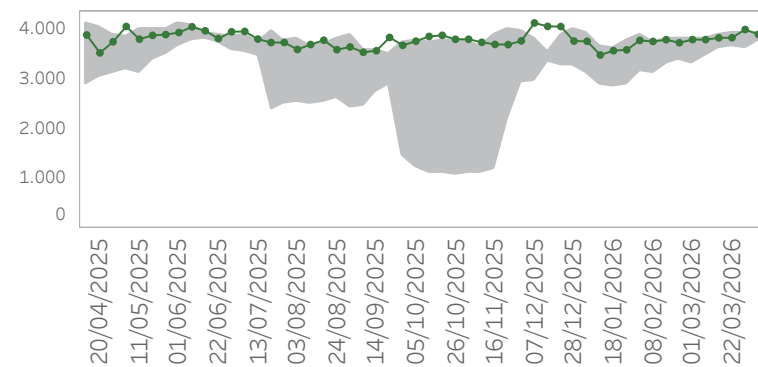
ATS di Brescia



ATS della Val Padana



ATS di Pavia



Ultimo giorno di analisi: 05/04/2026

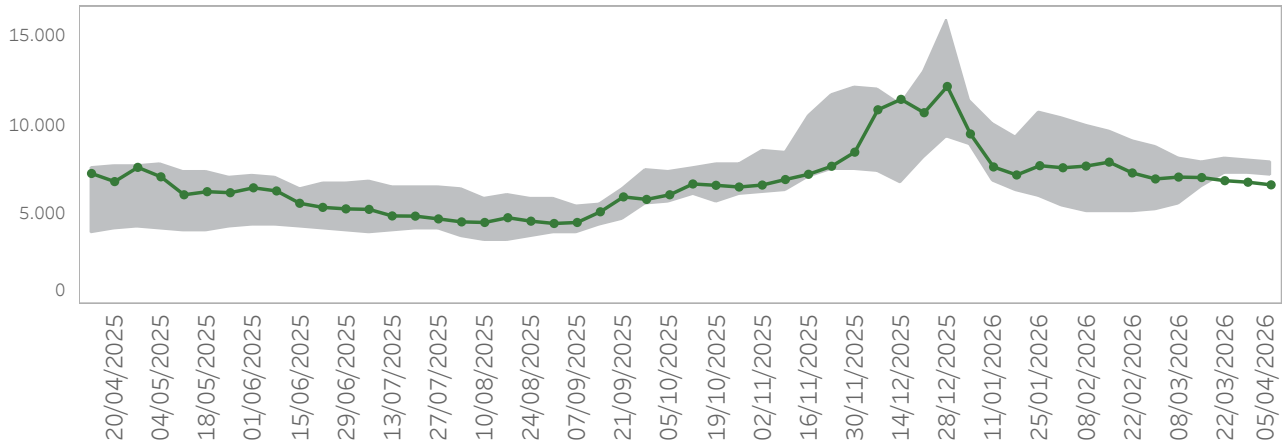
Accessi Totali per ATS

ATS	Settimana	2022	2023	2024	2025	2026
ATS DELLA CITTA' METROPOLITANA DI MILANO	9	21.458	24.233	26.217	27.607	27.891
	10	21.867	25.208	26.786	26.968	27.702
	11	23.275	24.344	28.138	26.953	27.716
	12	24.426	24.525	28.808	26.081	28.059
	13	24.482	24.822	26.029	26.938	28.900
	14	23.935	22.905	27.885	28.395	27.421
ATS DELL'INSUBRIA	9	7.850	8.856	8.508	9.055	9.457
	10	7.721	9.181	8.601	9.342	9.437
	11	7.801	8.899	9.343	8.992	9.337
	12	8.456	8.946	9.410	8.846	9.764
	13	8.652	9.033	8.616	9.273	9.657
	14	8.419	8.654	9.323	9.713	9.711
ATS DELLA MONTAGNA	9	2.217	2.259	2.543	2.746	2.754
	10	2.157	2.321	2.701	2.878	2.808
	11	2.239	2.296	2.711	2.537	2.649
	12	2.305	2.244	2.576	2.546	2.662
	13	2.280	2.276	2.396	2.507	2.668
	14	2.294	2.257	2.583	2.568	2.793
ATS DELLA BRIANZA	9	6.026	6.959	7.334	7.653	7.657
	10	6.213	7.117	7.242	7.344	7.628
	11	6.613	7.199	7.785	7.587	7.551
	12	6.859	7.163	7.822	7.501	7.768
	13	7.067	7.072	7.270	7.668	7.720
	14	6.874	6.698	7.675	7.984	7.678
ATS DI BERGAMO	9	6.293	6.504	7.162	7.295	7.487
	10	6.407	6.571	6.904	7.111	7.432
	11	6.790	6.716	7.469	7.073	7.392
	12	7.161	6.684	7.493	7.063	7.522
	13	7.176	6.789	6.855	7.314	7.678
	14	7.259	6.552	7.271	7.600	7.735
ATS DI BRESCIA	9	8.218	9.417	9.451	9.756	9.440
	10	8.515	9.738	9.265	9.433	9.352
	11	8.926	9.714	9.817	9.382	9.642
	12	9.266	9.743	10.113	9.189	9.637
	13	9.548	9.638	9.262	9.412	9.872
	14	9.390	9.377	9.751	10.029	9.961
ATS DELLA VAL PADANA	9	4.675	5.045	5.266	5.781	5.395
	10	4.892	5.392	5.385	5.536	5.558
	11	5.031	5.028	5.668	5.723	5.580
	12	5.095	5.435	5.668	5.550	5.675
	13	5.299	5.401	5.302	5.677	5.641
	14	5.045	5.173	5.781	6.021	5.740
ATS DI PAVIA	9	3.298	3.752	3.709	3.808	3.773
	10	3.433	3.808	3.809	3.747	3.773
	11	3.590	3.731	3.876	3.780	3.808
	12	3.626	3.720	3.895	3.677	3.810
	13	3.794	3.898	3.590	3.720	3.974
	14	3.779	3.751	3.859	3.922	3.877

2. ACCESSI PER SINDROME

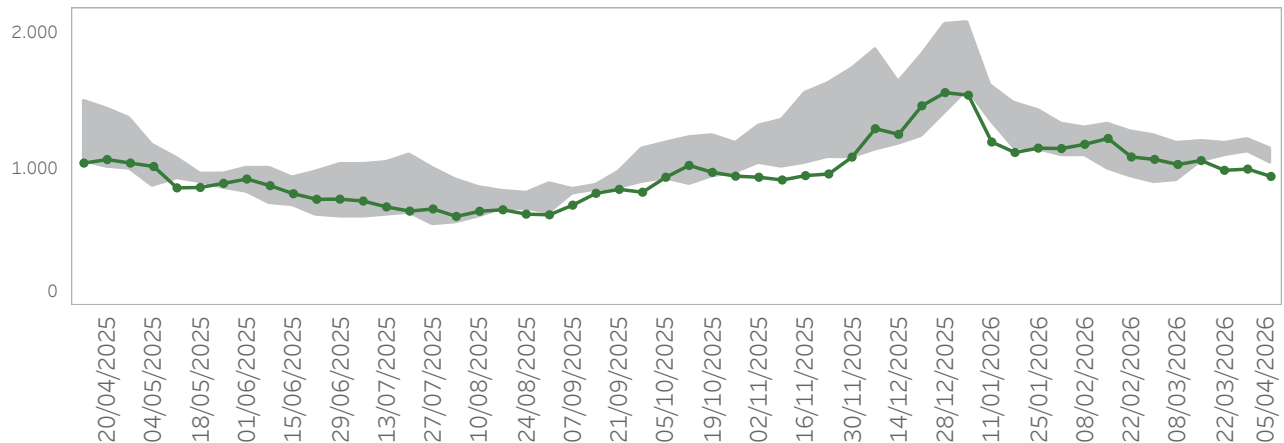
Ultimo giorno di analisi: 05/04/2026

Accessi in Pronto Soccorso con SINDROMI RESPIRATORIE



Settimana	2022	2023	2024	2025	2026
9	5.209	7.791	7.557	8.842	7.004
10	5.554	7.949	7.647	8.172	7.108
11	6.583	7.451	7.917	7.723	7.082
12	7.471	7.520	8.140	7.294	6.907
13	8.049	7.514	7.550	7.332	6.821
14	7.216	7.286	7.902	7.546	6.674

Ricoveri da Pronto Soccorso con SINDROMI RESPIRATORIE

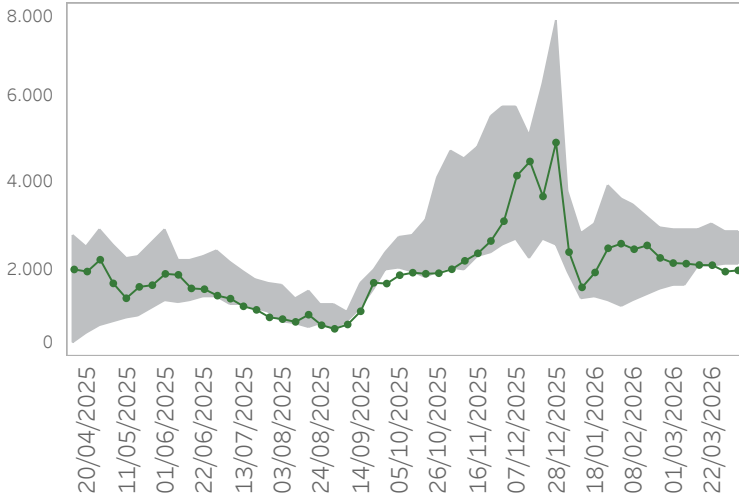


Settimana	2022	2023	2024	2025	2026
9	904	1.201	1.117	1.259	1.076
10	923	1.203	1.070	1.180	1.039
11	1.098	1.056	1.104	1.209	1.068
12	1.120	1.128	1.198	1.099	996
13	1.233	1.170	1.121	1.190	1.005
14	1.048	1.097	1.101	1.157	951

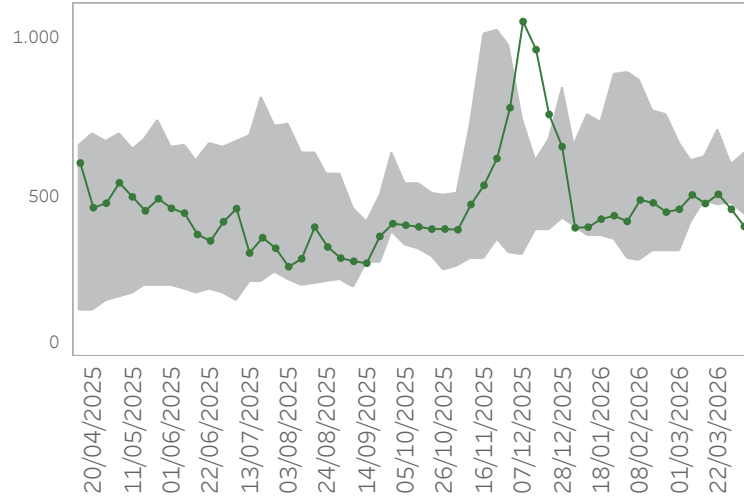
Ultimo giorno di analisi: **05/04/2026**

Accessi per fascia d'età con SINDROMI RESPIRATORIE

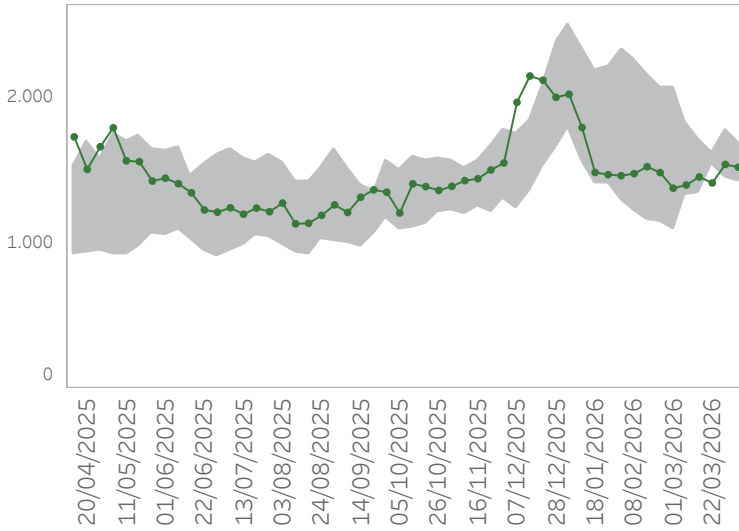
0-9



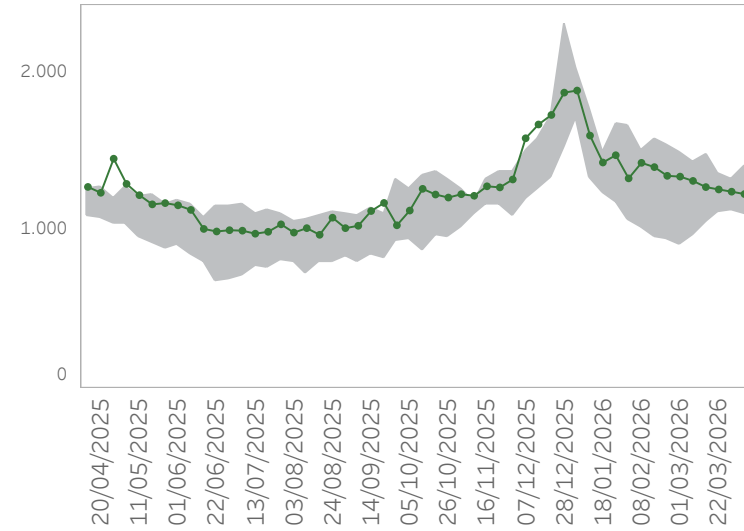
10-19



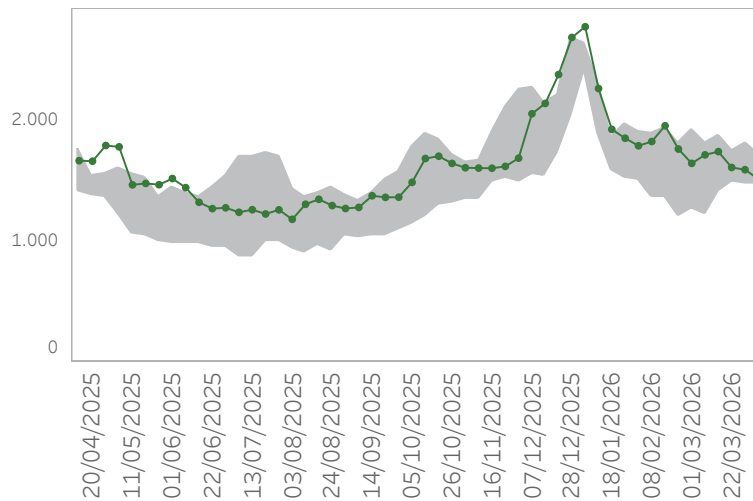
20-49



50-70



70+



Ultimo giorno di analisi: 05/04/2026

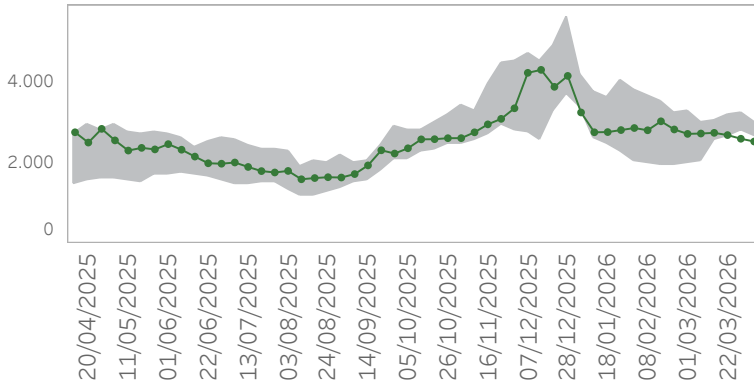
Accessi per fascia d'età con SINDROMI RESPIRATORIE

Fascia d'età	Settimana	2022	2023	2024	2025	2026
0-9	9	1.617	2.904	2.632	2.665	2.148
	10	1.630	2.920	2.747	2.455	2.134
	11	2.226	2.891	2.923	2.085	2.103
	12	2.687	2.833	3.015	2.051	2.099
	13	2.734	2.851	2.802	2.090	1.952
	14	2.538	2.857	2.867	2.130	1.980
10-19	9	328	500	596	669	462
	10	420	520	582	610	507
	11	553	484	623	556	480
	12	570	475	709	512	509
	13	600	482	569	505	462
	14	524	442	635	572	408
20-49	9	1.085	1.530	1.540	2.067	1.374
	10	1.325	1.545	1.583	1.832	1.396
	11	1.341	1.475	1.520	1.713	1.451
	12	1.617	1.572	1.532	1.594	1.410
	13	1.778	1.440	1.533	1.580	1.537
	14	1.520	1.422	1.547	1.682	1.518
50-70	9	913	1.217	1.284	1.483	1.338
	10	965	1.277	1.263	1.431	1.311
	11	1.055	1.094	1.277	1.479	1.272
	12	1.108	1.151	1.272	1.361	1.257
	13	1.269	1.173	1.127	1.315	1.243
	14	1.141	1.096	1.284	1.399	1.228
70+	9	1.266	1.640	1.481	1.908	1.637
	10	1.214	1.686	1.446	1.809	1.707
	11	1.408	1.505	1.521	1.858	1.734
	12	1.489	1.488	1.546	1.737	1.603
	13	1.666	1.568	1.468	1.804	1.585
	14	1.493	1.468	1.517	1.713	1.508

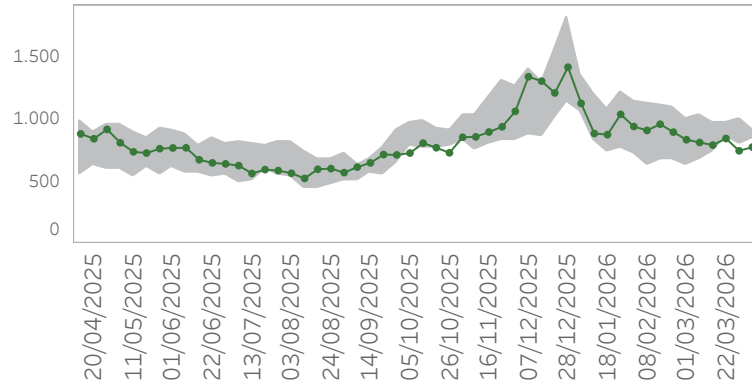
Ultimo giorno di analisi: 05/04/2026

Accessi per ATS con SINDROMI RESPIRATORIE

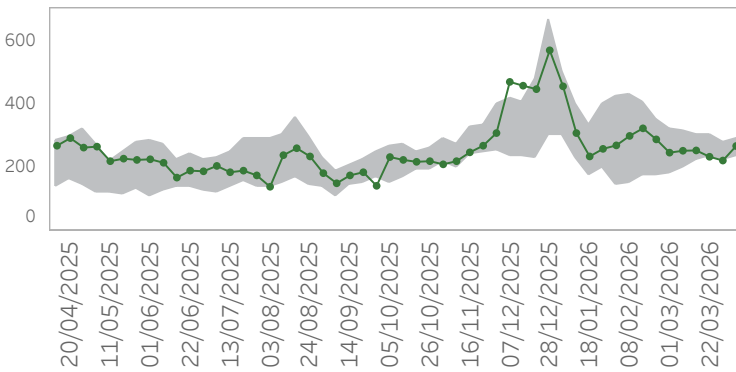
ATS della città Metropolitana di Milano



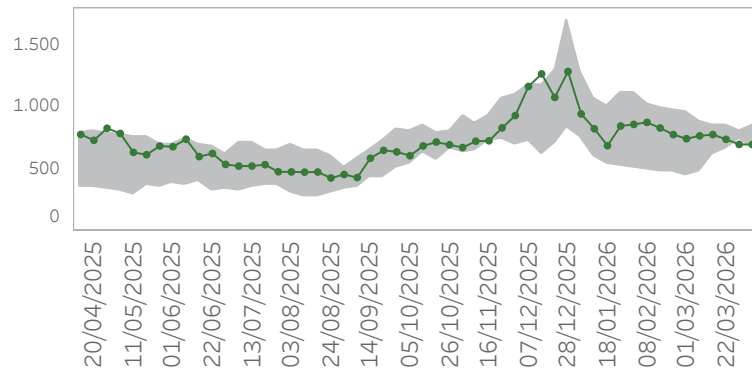
ATS dell'Insubria



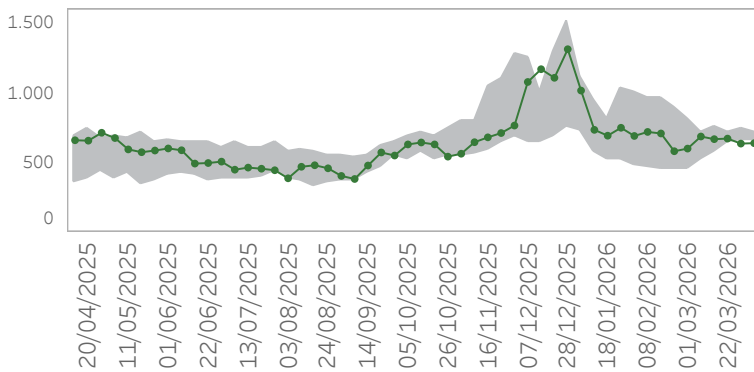
ATS della Montagna



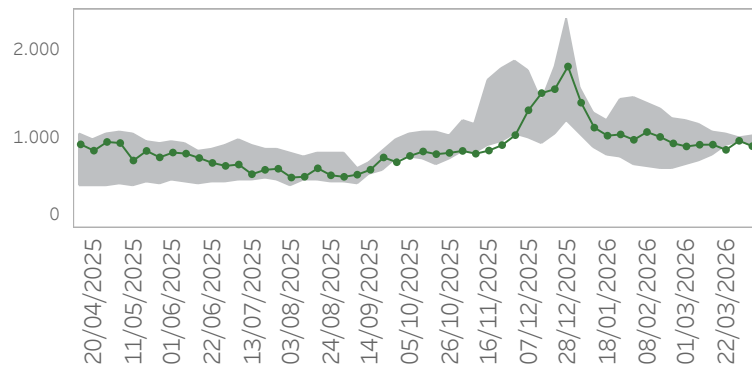
ATS della Brianza



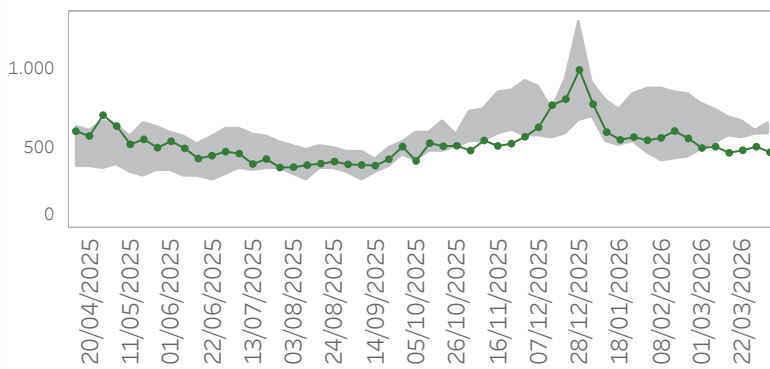
ATS di Bergamo



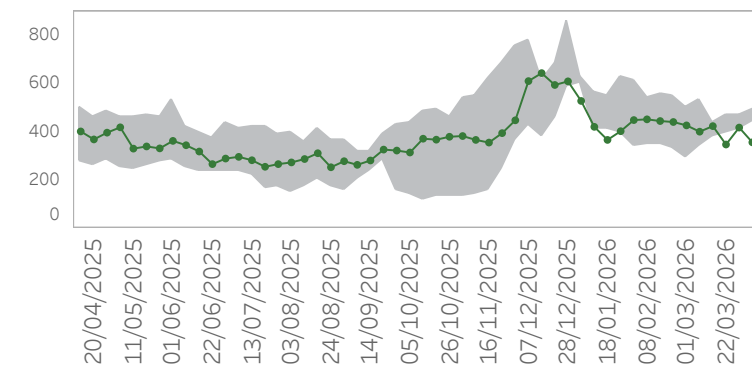
ATS di Brescia



ATS della Val Padana



ATS di Pavia



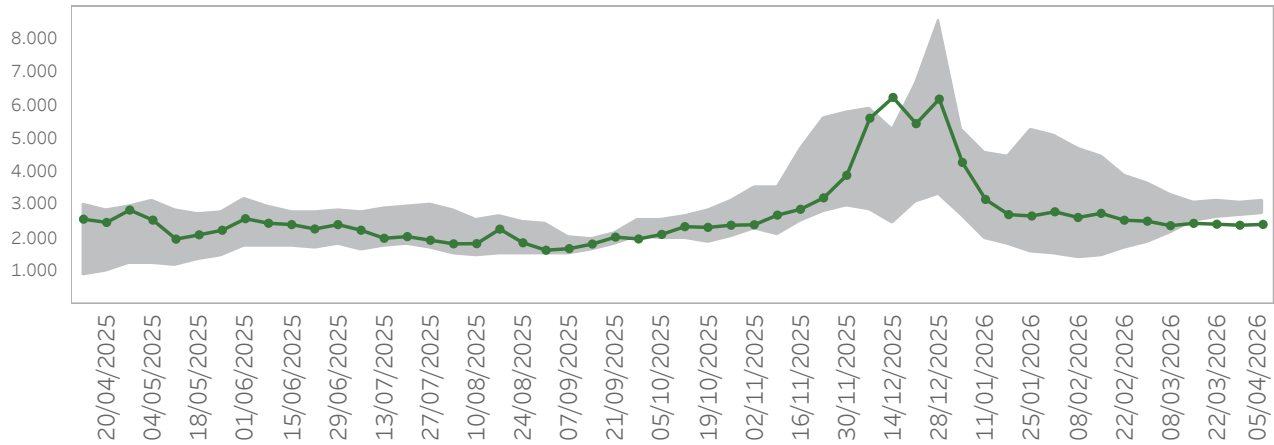
Ultimo giorno di analisi: 05/04/2026

Accessi per ATS con SINDROMI RESPIRATORIE

ATS	Settimana	2022	2023	2024	2025	2026
ATS DELLA CITTA' METROPOLITANA DI MILANO	9	2.004	3.023	2.848	3.301	2.732
	10	2.057	2.989	2.960	2.995	2.741
	11	2.579	2.840	3.059	2.814	2.758
	12	3.075	2.836	3.196	2.656	2.702
	13	3.226	2.806	2.909	2.796	2.611
	14	2.736	2.670	3.020	2.855	2.542
ATS DELL'INSUBRIA	9	633	944	900	1.009	835
	10	681	1.028	896	938	813
	11	738	966	948	944	792
	12	903	971	951	857	845
	13	1.006	987	937	809	746
	14	905	905	907	848	776
ATS DELLA MONTAGNA	9	181	264	286	320	248
	10	202	262	312	315	254
	11	235	226	292	304	255
	12	245	239	293	301	235
	13	276	227	269	282	223
	14	240	234	291	257	269
ATS DELLA BRIANZA	9	440	742	741	961	742
	10	472	716	768	884	765
	11	611	707	757	856	775
	12	669	716	847	748	737
	13	741	742	762	807	696
	14	668	737	791	853	695
ATS DI BERGAMO	9	454	698	757	811	603
	10	530	687	662	712	690
	11	574	631	760	716	671
	12	643	676	725	724	675
	13	745	703	678	658	639
	14	659	725	719	694	642
ATS DI BRESCIA	9	714	1.017	1.002	1.199	915
	10	745	1.062	923	1.151	934
	11	820	1.076	1.014	1.010	935
	12	911	1.029	1.058	937	877
	13	1.009	991	974	953	978
	14	934	964	1.025	923	918
ATS DELLA VAL PADANA	9	490	604	569	778	503
	10	529	671	656	742	511
	11	591	576	649	697	473
	12	560	590	612	671	489
	13	601	590	590	614	511
	14	627	590	655	648	476
ATS DI PAVIA	9	293	499	454	463	426
	10	338	534	470	435	400
	11	435	429	438	382	423
	12	465	463	458	400	347
	13	445	468	431	413	417
	14	447	461	494	468	356

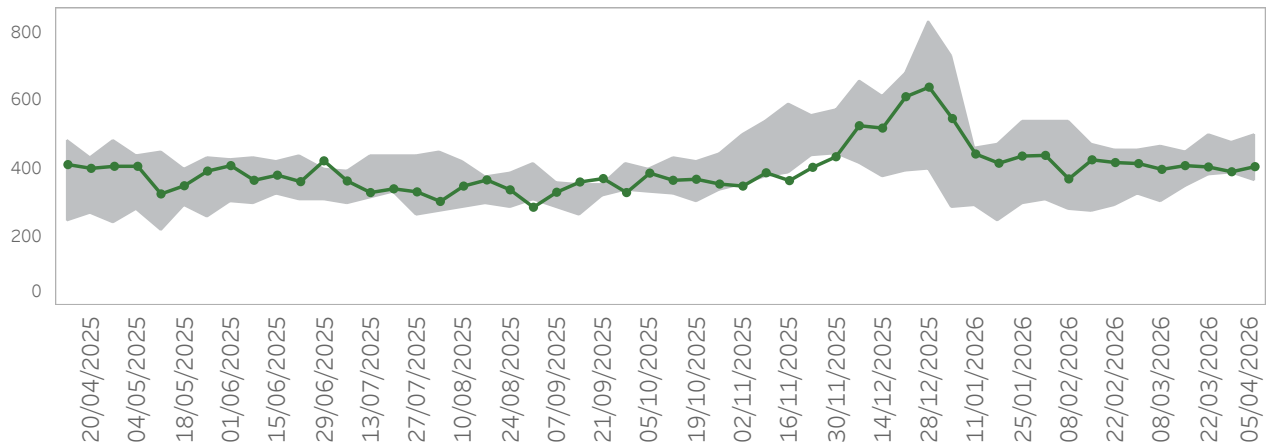
Ultimo giorno di analisi: 05/04/2026

Accessi in Pronto Soccorso con ILI



Settimana	2022	2023	2024	2025	2026
9	1.835	3.201	2.696	3.647	2.515
10	2.141	3.297	2.853	3.294	2.379
11	2.514	2.953	3.066	2.835	2.449
12	3.067	2.993	3.136	2.628	2.423
13	3.086	3.045	2.938	2.683	2.392
14	2.970	2.833	3.140	2.742	2.417

Ricoveri da Pronto Soccorso con ILI

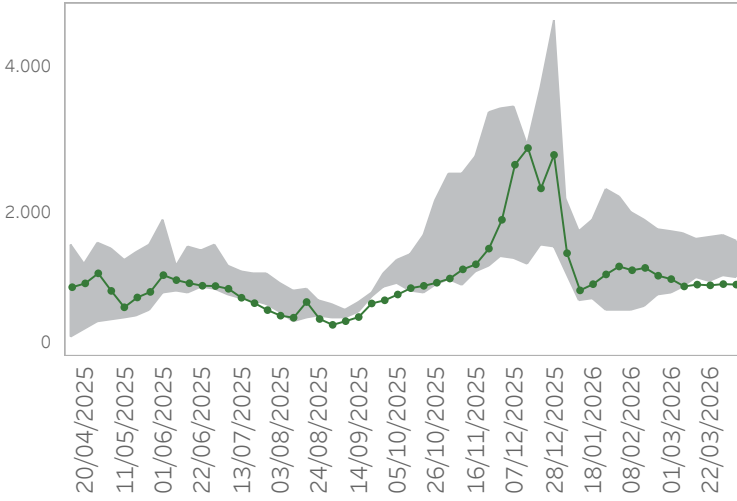


Settimana	2022	2023	2024	2025	2026
9	327	445	435	457	417
10	303	464	467	466	400
11	351	409	451	445	411
12	383	434	499	391	407
13	390	435	480	454	393
14	364	375	498	453	408

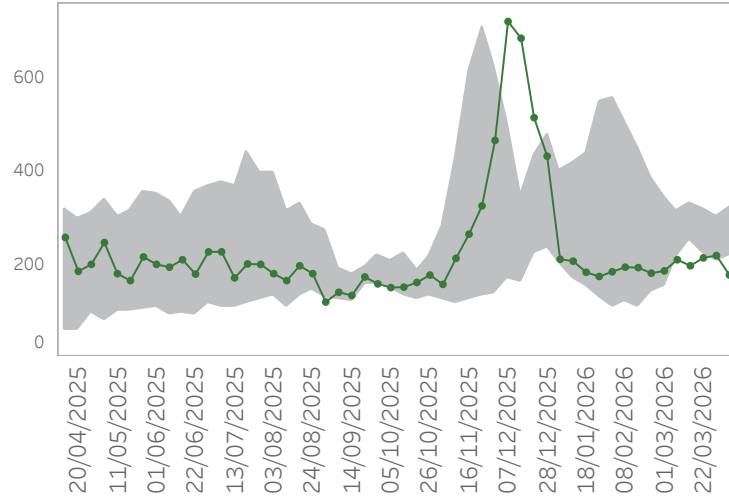
Ultimo giorno di analisi: 05/04/2026

Accessi per fascia d'età con ILI

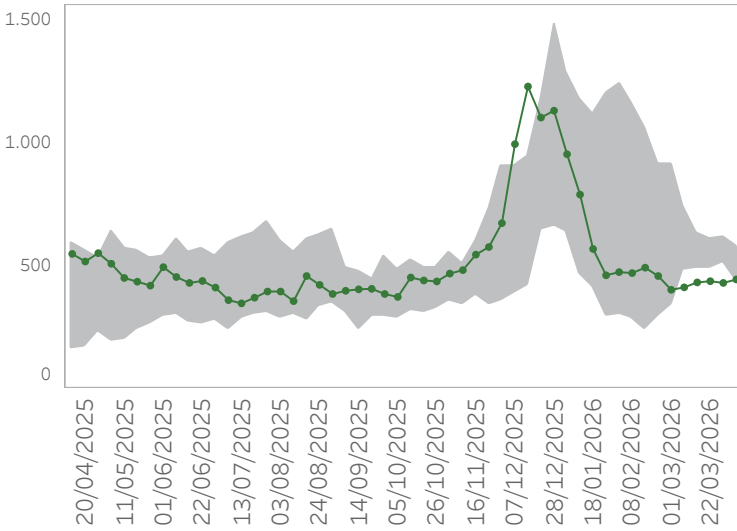
0-9



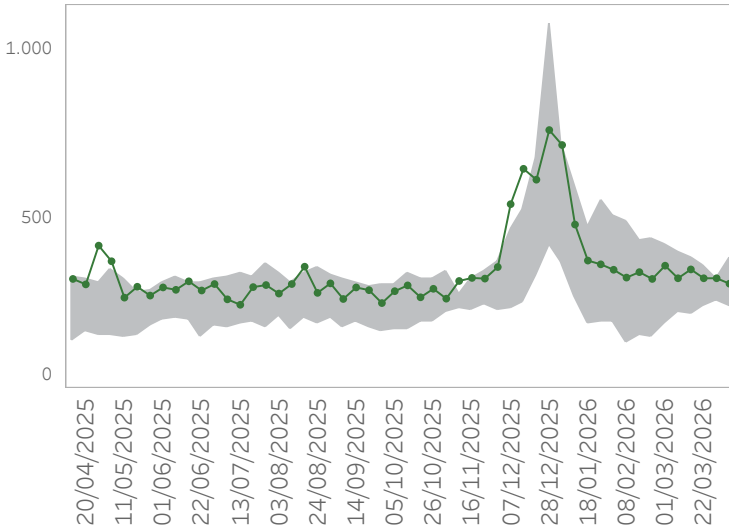
10-19



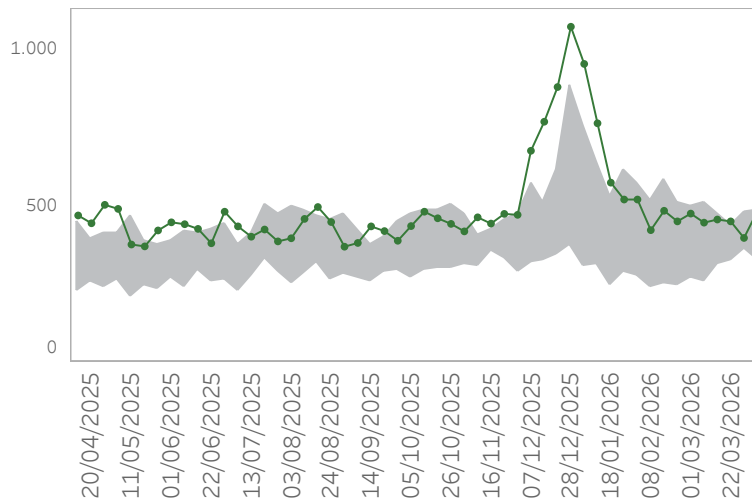
20-49



50-70



70+



Ultimo giorno di analisi: 05/04/2026

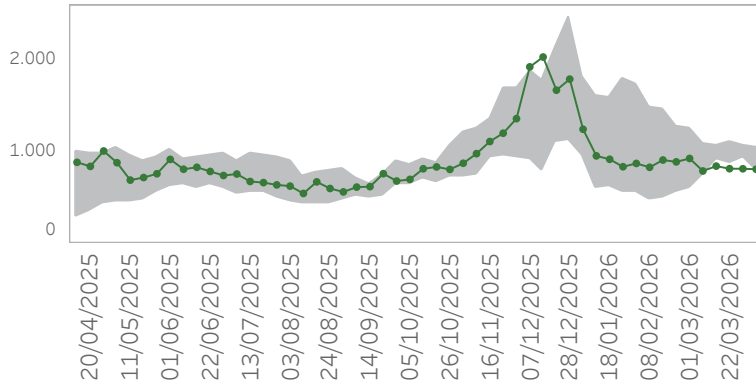
Accessi per fascia d'età con ILI

Fascia d'età	Settimana	2022	2023	2024	2025	2026
0-9	9	875	1.732	1.316	1.445	1.075
	10	960	1.691	1.413	1.312	974
	11	1.194	1.621	1.528	1.079	999
	12	1.556	1.647	1.552	1.036	989
	13	1.543	1.664	1.436	1.107	1.006
	14	1.559	1.595	1.491	1.090	999
10-19	9	152	232	266	342	185
	10	214	281	264	314	209
	11	279	252	330	256	196
	12	319	223	313	233	213
	13	301	232	260	205	218
	14	248	227	324	217	176
20-49	9	346	618	487	915	402
	10	481	595	502	740	412
	11	495	548	533	629	432
	12	611	528	492	536	437
	13	619	517	555	555	430
	14	562	439	575	555	444
50-70	9	193	274	254	421	362
	10	227	309	297	402	325
	11	223	220	305	386	351
	12	258	243	322	361	325
	13	261	265	295	321	325
	14	260	244	316	381	309
70+	9	269	345	365	498	475
	10	258	421	372	508	446
	11	322	311	349	471	456
	12	323	352	420	439	450
	13	362	367	378	479	397
	14	341	328	411	486	482

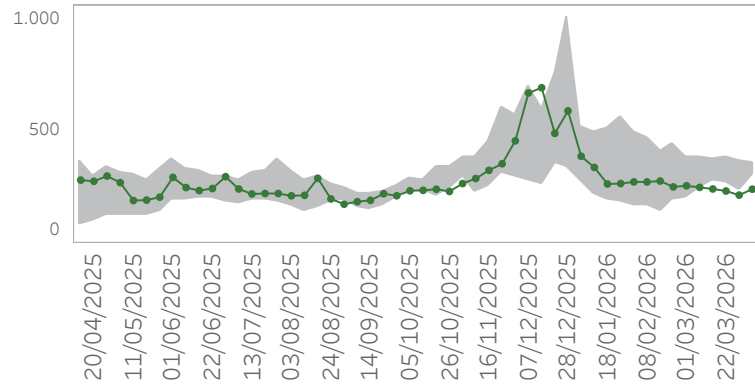
Ultimo giorno di analisi: 05/04/2026

Accessi per ATS con ILI

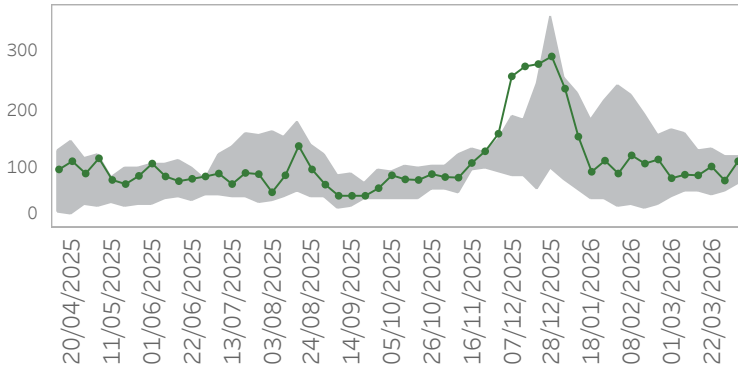
ATS della città Metropolitana di Milano



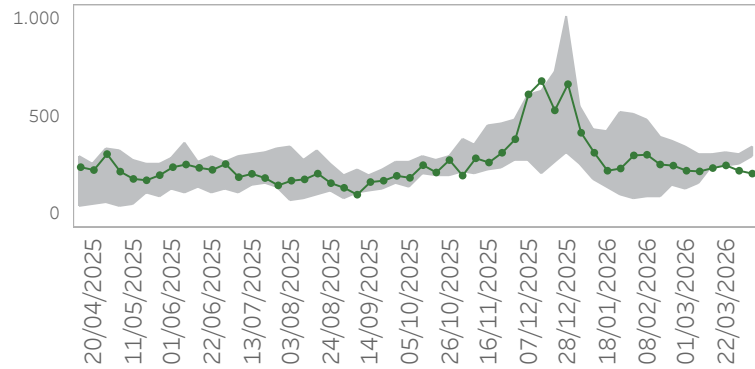
ATS dell'Insubria



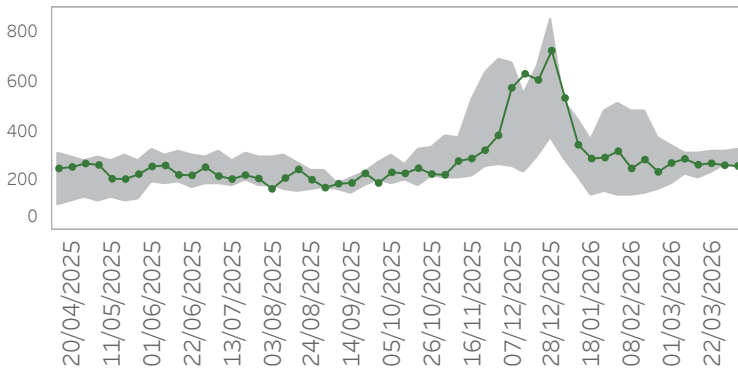
ATS della Montagna



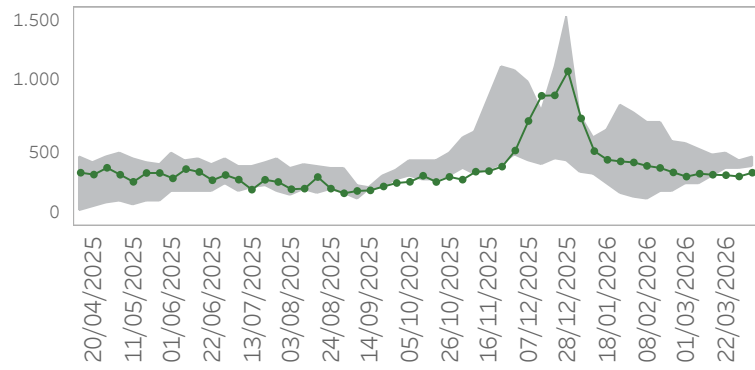
ATS della Brianza



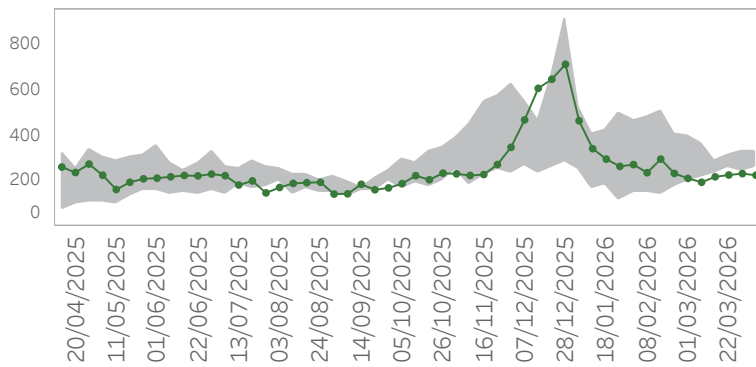
ATS di Bergamo



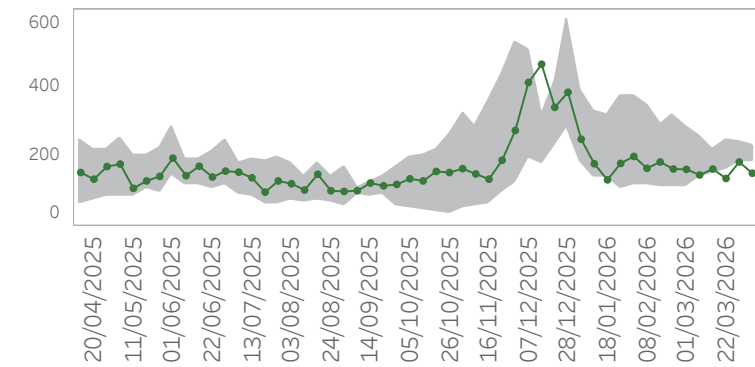
ATS di Brescia



ATS della Val Padana



ATS di Pavia



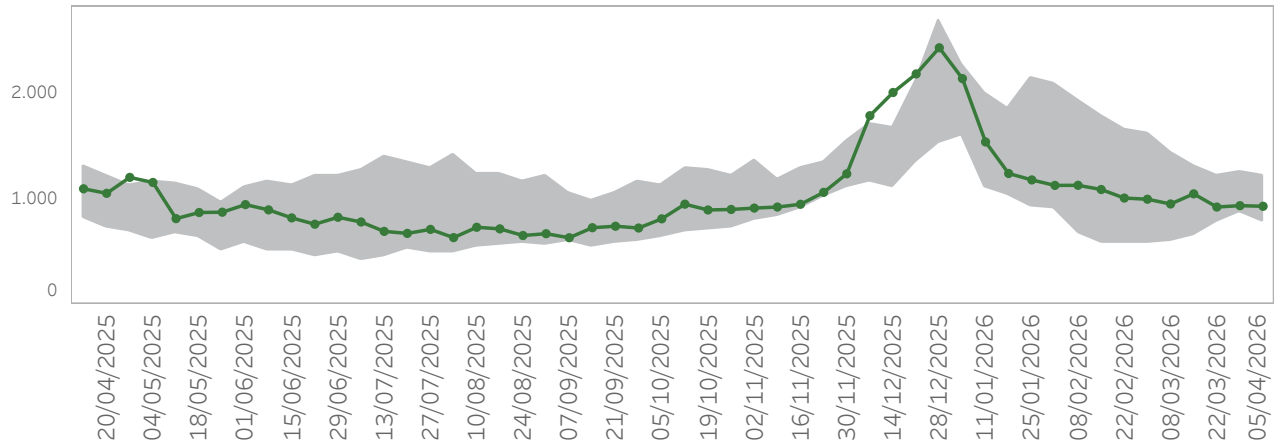
Ultimo giorno di analisi: 05/04/2026

Accessi per ATS con ILI

ATS	Settimana	2022	2023	2024	2025	2026
ATS DELLA CITTA' METROPOLITANA DI MILANO	9	609	1.039	904	1.254	925
	10	747	1.074	990	1.080	789
	11	916	921	1.058	940	842
	12	1.108	906	1.099	874	814
	13	1.062	1.012	1.020	927	813
	14	970	795	1.041	907	808
ATS DELL'INSUBRIA	9	203	379	279	327	255
	10	246	381	289	345	248
	11	278	375	346	313	241
	12	366	384	345	272	232
	13	334	366	331	234	214
	14	353	350	340	302	240
ATS DELLA MONTAGNA	9	53	95	96	166	85
	10	63	87	132	160	91
	11	62	73	131	125	90
	12	78	56	119	133	105
	13	91	63	118	121	81
	14	76	81	120	112	114
ATS DELLA BRIANZA	9	174	313	286	366	258
	10	200	327	314	321	255
	11	275	276	332	302	270
	12	274	313	340	294	282
	13	326	286	308	292	258
	14	326	324	363	316	245
ATS DI BERGAMO	9	186	305	301	344	273
	10	225	314	243	290	290
	11	208	309	288	273	266
	12	279	323	276	232	272
	13	321	296	285	262	264
	14	329	308	272	254	261
ATS DI BRESCIA	9	292	472	436	576	344
	10	297	503	406	525	364
	11	347	493	435	447	357
	12	418	463	499	395	354
	13	425	446	425	395	345
	14	406	413	478	406	371
ATS DELLA VAL PADANA	9	205	316	229	394	212
	10	223	356	263	366	195
	11	236	285	273	281	219
	12	300	309	281	262	227
	13	296	333	243	268	233
	14	287	330	309	261	226
ATS DI PAVIA	9	113	282	165	220	163
	10	140	255	216	207	147
	11	192	221	203	154	164
	12	244	239	177	166	137
	13	231	243	208	184	184
	14	223	232	217	184	152

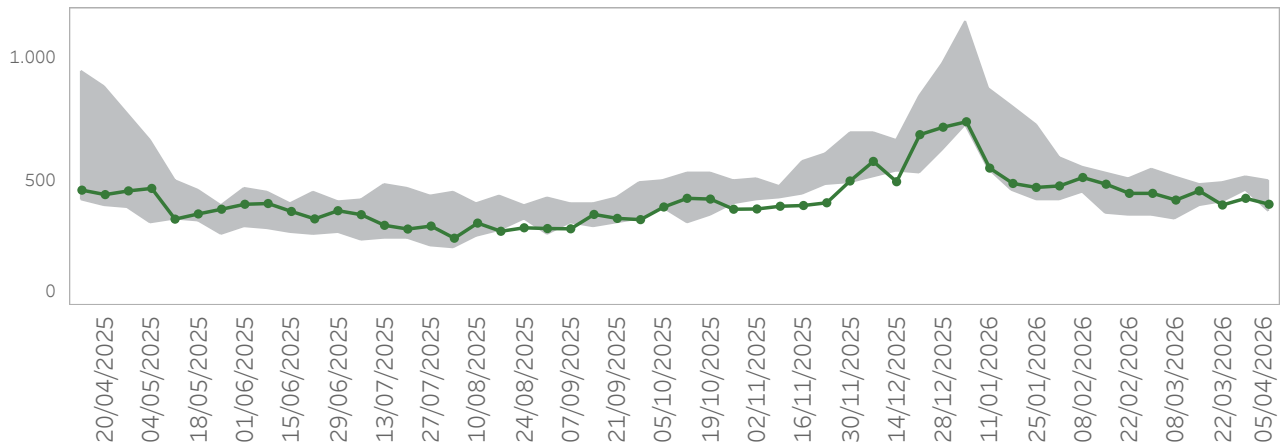
Ultimo giorno di analisi: 05/04/2026

Accessi in Pronto Soccorso con POLMONITI



Settimana	2022	2023	2024	2025	2026
9	575	967	927	1.613	996
10	601	983	993	1.431	951
11	660	895	1.062	1.309	1.047
12	776	873	1.102	1.220	922
13	873	910	1.064	1.247	935
14	787	810	1.124	1.219	929

Ricoveri da Pronto Soccorso con POLMONITI

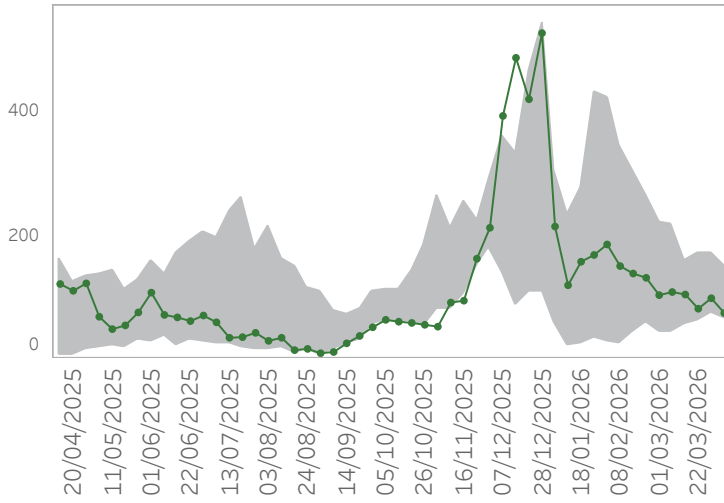


Settimana	2022	2023	2024	2025	2026
9	365	469	429	550	454
10	349	468	448	518	427
11	405	443	465	489	464
12	420	466	499	477	407
13	471	476	465	516	434
14	383	440	468	500	410

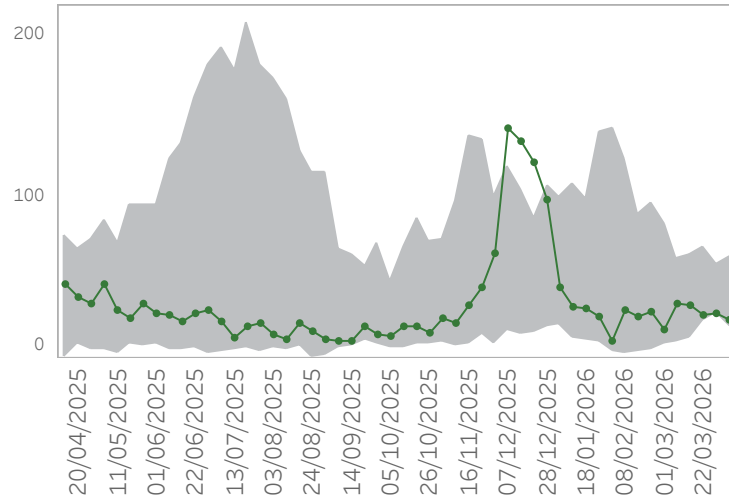
Ultimo giorno di analisi: 05/04/2026

Accessi per fascia d'età con POLMONITI

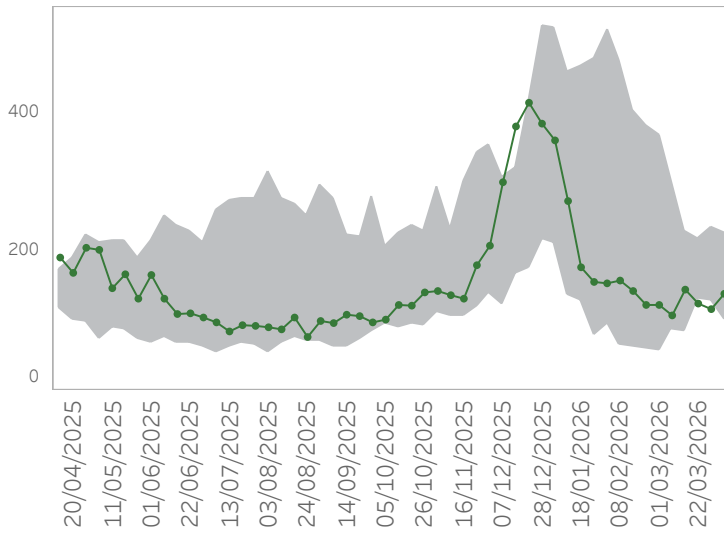
0-9



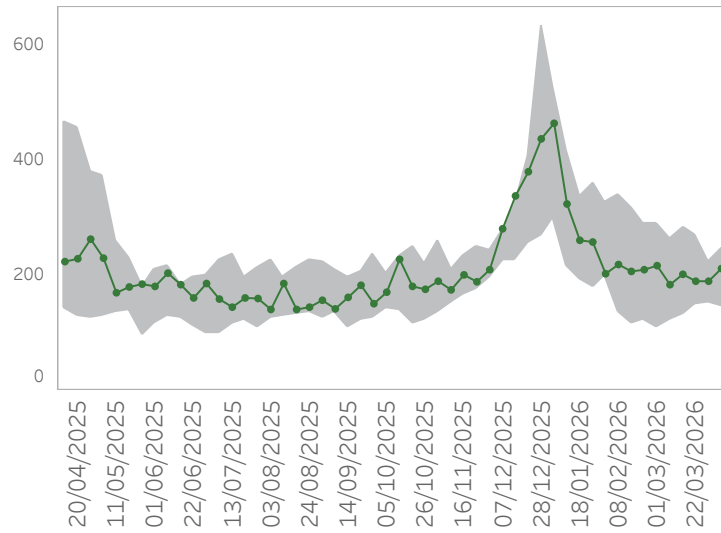
10-19



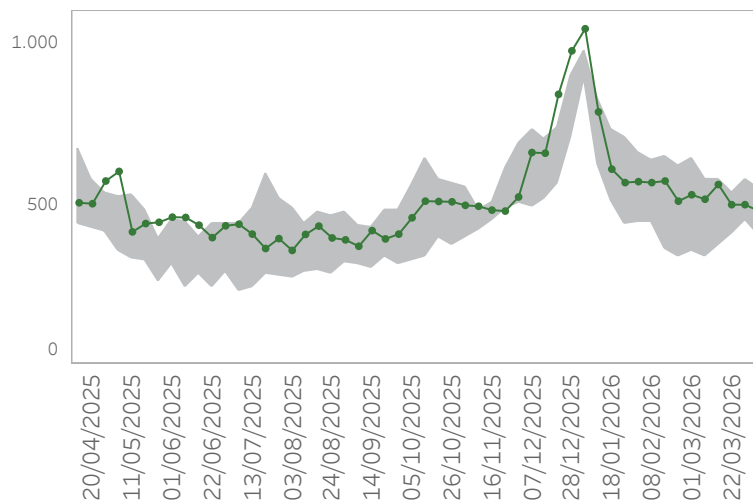
20-49



50-70



70+



Ultimo giorno di analisi: 05/04/2026

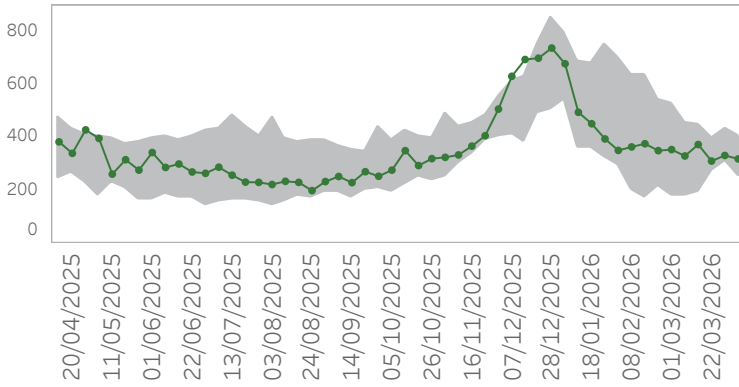
Accessi per fascia d'età con POLMONITI

Fascia d'età	Settimana	2022	2023	2024	2025	2026
0-9	9	45	143	138	221	103
	10	45	128	145	217	108
	11	56	118	158	157	104
	12	63	117	171	145	81
	13	76	119	172	162	98
	14	66	89	149	132	74
10-19	9	10	23	46	83	18
	10	11	32	40	62	34
	11	13	36	64	60	33
	12	27	24	69	48	27
	13	31	28	58	45	28
	14	22	20	56	63	24
20-49	9	59	155	142	366	123
	10	88	143	166	303	108
	11	86	148	184	227	145
	12	131	140	183	216	125
	13	130	143	183	235	117
	14	118	103	192	226	139
50-70	9	110	179	185	291	217
	10	122	186	199	263	184
	11	132	154	193	283	202
	12	149	163	204	269	190
	13	152	161	201	224	190
	14	179	148	226	246	212
70+	9	351	467	412	642	529
	10	335	493	442	576	515
	11	373	439	455	573	561
	12	406	429	465	532	498
	13	484	459	447	576	498
	14	402	450	495	544	479

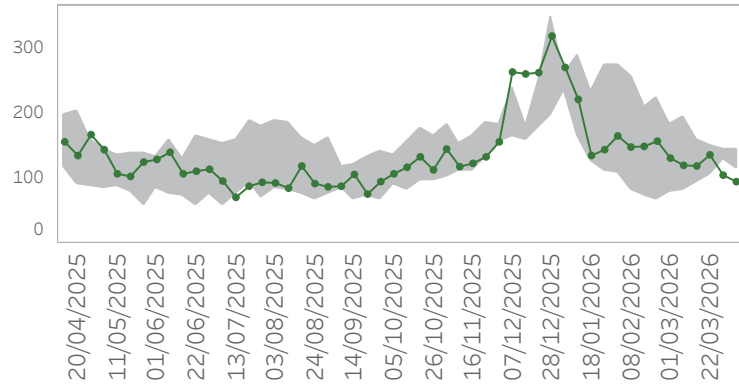
Ultimo giorno di analisi: 05/04/2026

Accessi per ATS con POLMONITI

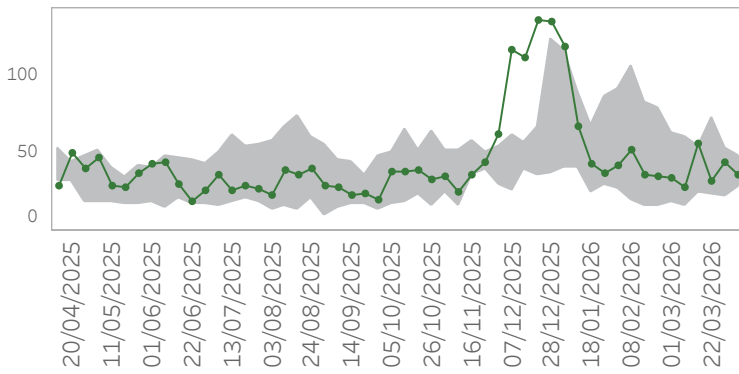
ATS della città Metropolitana di Milano



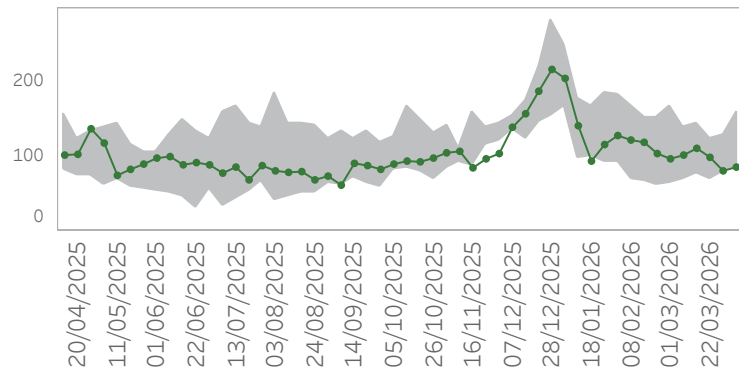
ATS dell'Insubria



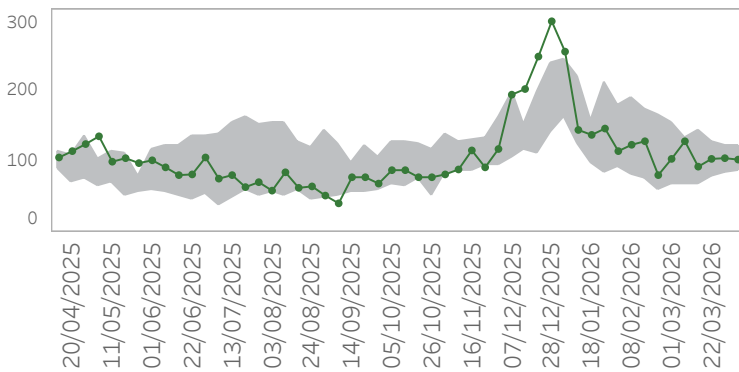
ATS della Montagna



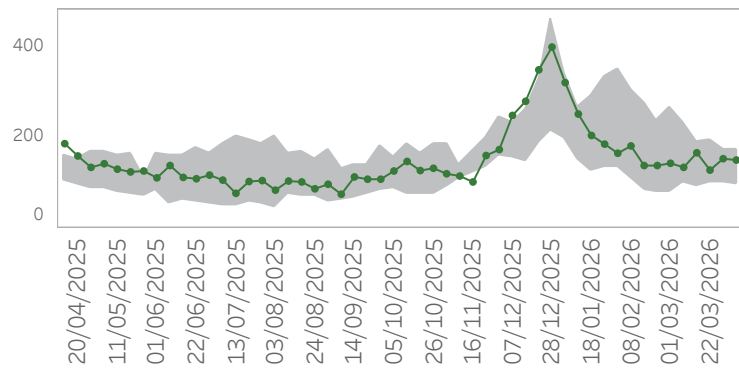
ATS della Brianza



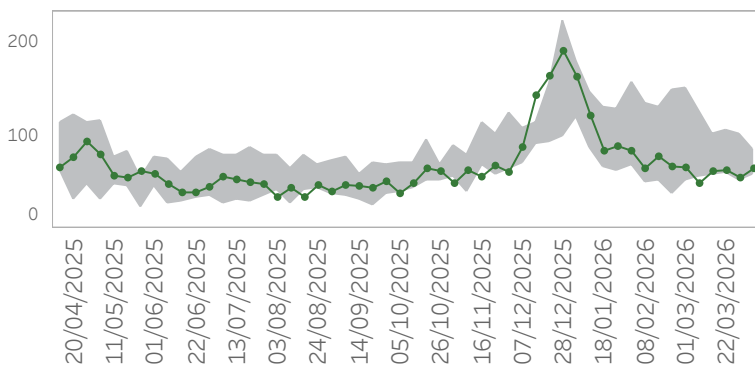
ATS di Bergamo



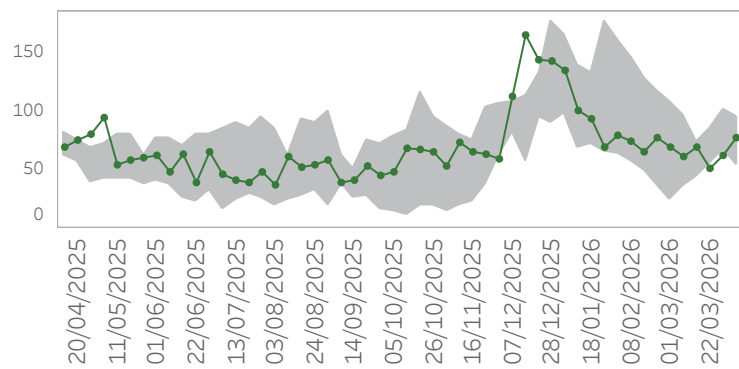
ATS di Brescia



ATS della Val Padana



ATS di Pavia



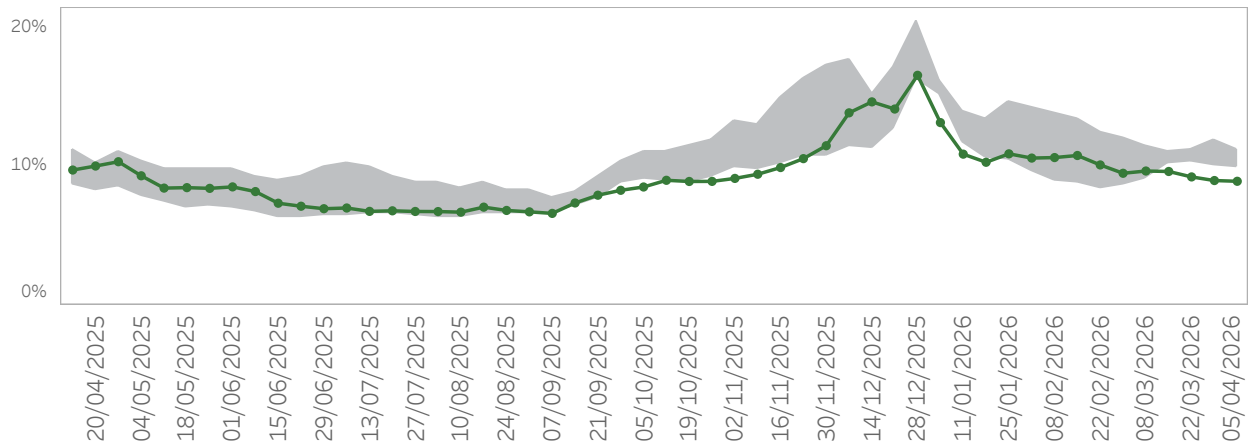
Ultimo giorno di analisi: 05/04/2026

Accessi per ATS con POLMONITI

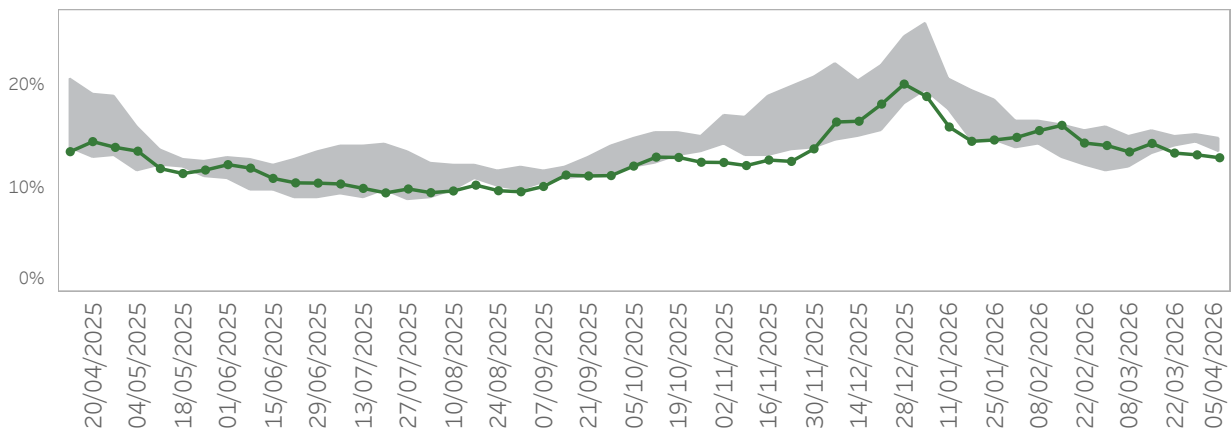
ATS	Settimana	2022	2023	2024	2025	2026
ATS DELLA CITTA' METROPOLITANA DI MILANO	9	182	334	351	524	353
	10	177	360	359	452	329
	11	193	342	389	446	372
	12	272	300	395	361	310
	13	309	313	384	435	331
	14	253	255	378	403	318
ATS DELL'INSUBRIA	9	80	124	110	182	131
	10	81	150	117	195	120
	11	94	142	107	160	119
	12	105	113	132	150	136
	13	137	129	145	131	105
	14	114	122	141	144	95
ATS DELLA MONTAGNA	9	18	41	34	62	34
	10	16	43	48	60	28
	11	30	24	47	54	56
	12	23	37	60	73	32
	13	26	22	28	53	44
	14	34	28	40	48	36
ATS DELLA BRIANZA	9	64	103	98	167	96
	10	68	90	110	137	101
	11	77	80	105	142	110
	12	69	87	106	123	98
	13	97	79	120	128	80
	14	83	84	136	157	85
ATS DI BERGAMO	9	67	84	87	154	104
	10	69	78	90	132	129
	11	68	72	115	143	93
	12	80	97	107	129	104
	13	84	97	102	123	105
	14	88	100	111	121	103
ATS DI BRESCIA	9	82	139	127	265	143
	10	99	113	123	232	134
	11	92	130	157	189	166
	12	103	123	164	193	128
	13	102	119	137	174	153
	14	96	100	147	171	150
ATS DELLA VAL PADANA	9	57	71	52	152	66
	10	56	80	61	127	49
	11	62	57	77	102	62
	12	64	61	73	106	63
	13	52	75	72	102	55
	14	57	68	84	80	65
ATS DI PAVIA	9	25	71	68	107	69
	10	35	69	85	96	61
	11	44	48	65	73	69
	12	60	55	65	85	51
	13	66	76	76	101	62
	14	62	53	87	95	77

3. PERCENTUALE ACCESSI

Ultimo giorno di analisi: 05/04/2026

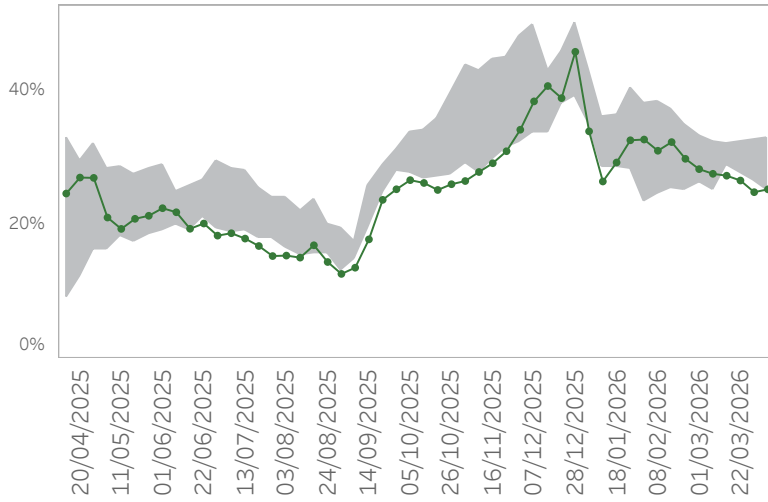
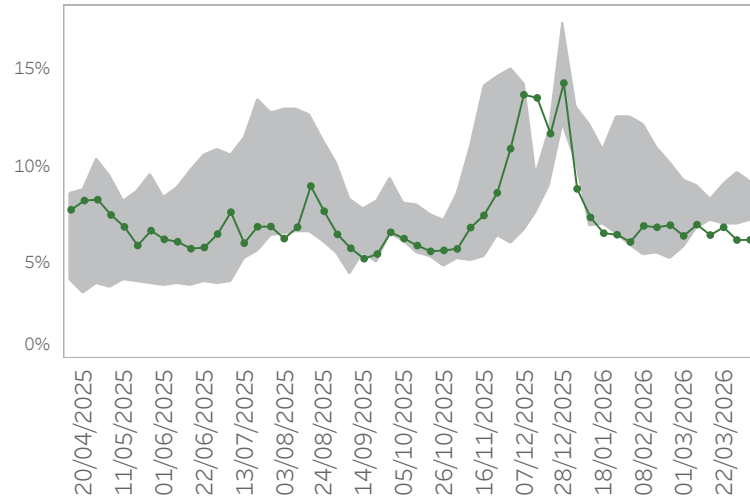
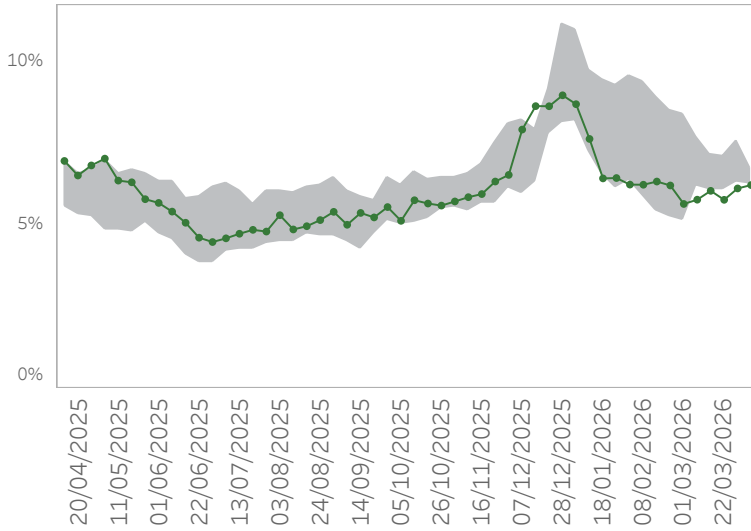
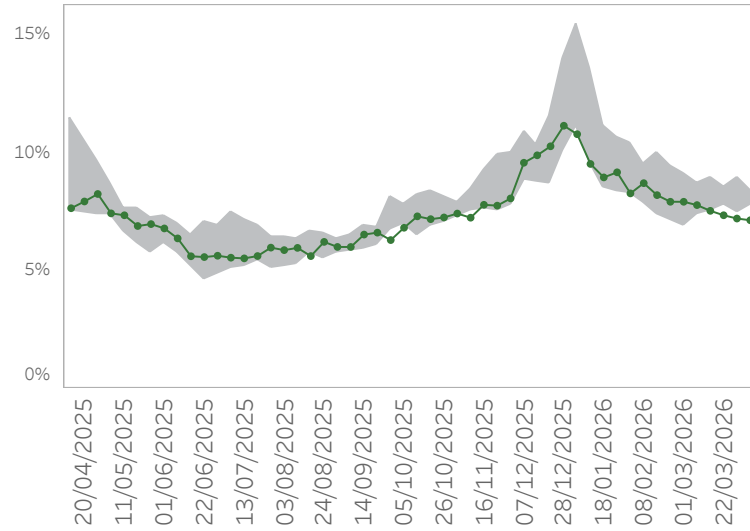
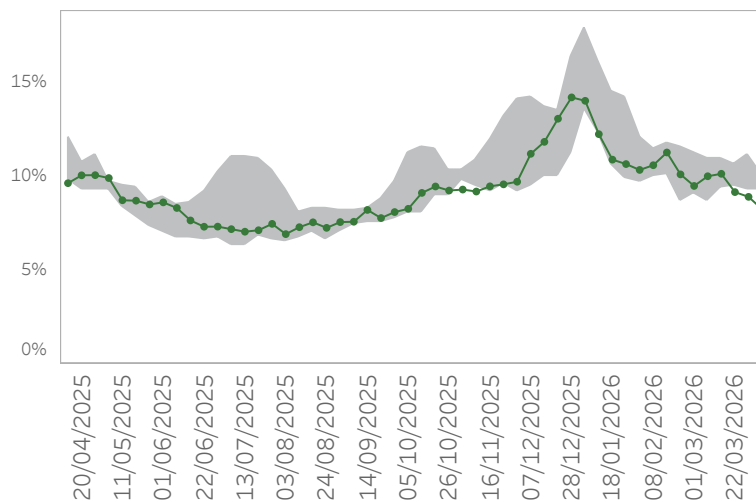
% Accessi in Pronto Soccorso con SINDROMI RESPIRATORIE

Settimana	2022	2023	2024	2025	2026
9	8,68%	11,62%	10,77%	12,00%	9,48%
10	9,07%	11,46%	10,82%	11,29%	9,65%
11	10,24%	10,97%	10,58%	10,72%	9,61%
12	11,12%	10,98%	10,74%	10,35%	9,22%
13	11,79%	10,90%	10,89%	10,11%	8,96%
14	10,77%	11,15%	10,66%	9,90%	8,91%

% di Ricoverati da Pronto Soccorso con SINDROMI RESPIRATORIE

Settimana	2022	2023	2024	2025	2026
9	11,66%	15,09%	14,02%	15,92%	14,23%
10	12,12%	14,69%	14,00%	15,05%	13,60%
11	14,04%	13,45%	13,82%	15,66%	14,43%
12	14,22%	14,26%	15,09%	14,59%	13,50%
13	15,32%	14,51%	14,52%	15,18%	13,32%
14	13,62%	13,92%	13,74%	14,83%	13,04%

Ultimo giorno di analisi: 05/04/2026

% Accessi per fascia d'età con SINDROMI RESPIRATORIE**0-9****10-19****20-49****50-70****70+**

Ultimo giorno di analisi: 05/04/2026

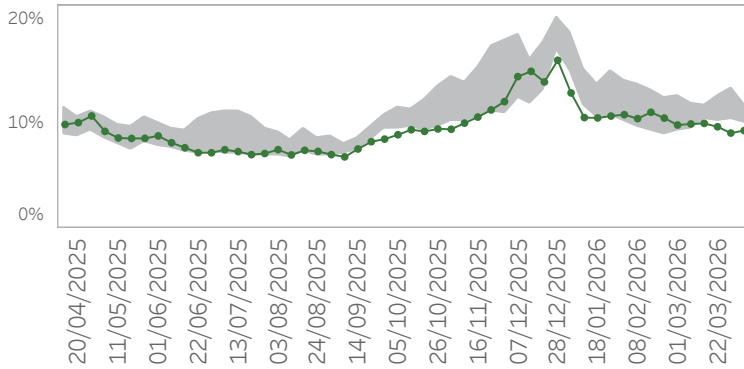
% Accessi per fascia d'età con SINDROMI RESPIRATORIE

Fascia d'età	Settimana	2022	2023	2024	2025	2026
0-9	9	26,31%	33,28%	30,71%	32,85%	28,34%
	10	25,20%	32,48%	31,69%	31,22%	27,65%
	11	29,52%	32,20%	30,71%	28,92%	27,36%
	12	31,49%	32,34%	31,68%	27,90%	26,64%
	13	32,61%	32,19%	32,69%	26,76%	24,90%
	14	29,72%	33,02%	30,56%	25,27%	25,33%
10-19	9	5,78%	7,62%	8,67%	9,29%	6,38%
	10	6,75%	7,57%	8,36%	8,94%	6,97%
	11	8,14%	7,15%	8,26%	8,02%	6,42%
	12	7,96%	6,93%	9,04%	7,46%	6,83%
	13	8,52%	7,01%	9,66%	6,98%	6,17%
	14	7,63%	8,18%	9,17%	7,21%	6,18%
20-49	9	5,12%	6,78%	6,40%	8,36%	5,63%
	10	6,18%	6,62%	6,56%	7,64%	5,76%
	11	6,08%	6,45%	6,11%	7,13%	6,03%
	12	7,04%	6,86%	6,08%	6,80%	5,75%
	13	7,50%	6,29%	6,49%	6,69%	6,10%
	14	6,56%	6,54%	6,27%	6,74%	6,20%
50-70	9	6,93%	8,54%	8,33%	9,08%	7,91%
	10	7,36%	8,68%	8,23%	8,70%	7,77%
	11	7,87%	7,55%	7,87%	8,96%	7,53%
	12	7,93%	7,93%	7,77%	8,51%	7,34%
	13	8,94%	7,84%	7,49%	8,09%	7,20%
	14	8,36%	7,77%	7,85%	8,20%	7,13%
70+	9	9,14%	10,99%	9,84%	11,27%	9,48%
	10	8,69%	10,92%	9,43%	10,74%	10,00%
	11	9,75%	10,18%	9,35%	10,95%	10,13%
	12	10,23%	9,68%	9,46%	10,58%	9,15%
	13	11,13%	10,22%	9,33%	10,49%	8,90%
	14	10,12%	9,52%	9,26%	9,85%	8,24%

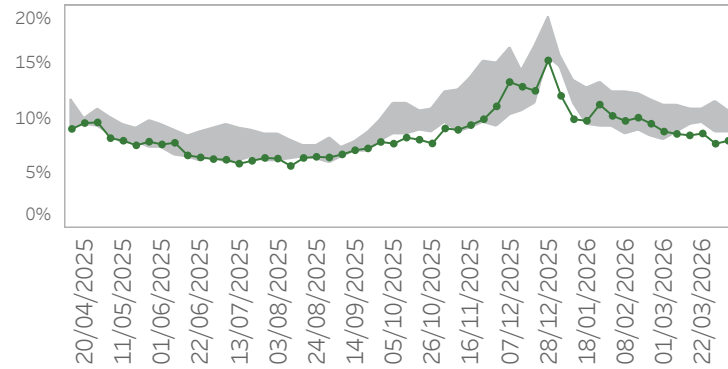
Ultimo giorno di analisi: **05/04/2026**

% Accessi per ATS con SINDROMI RESPIRATORIE

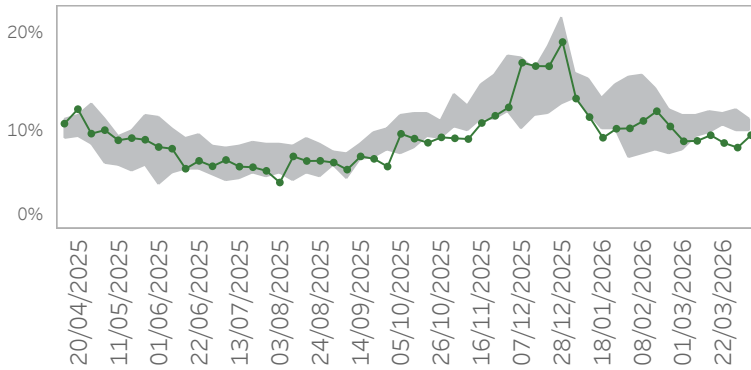
ATS della città Metropolitana di Milano



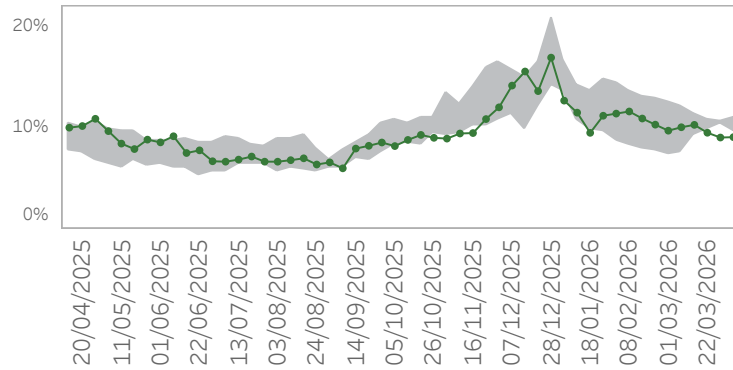
ATS dell'Insubria



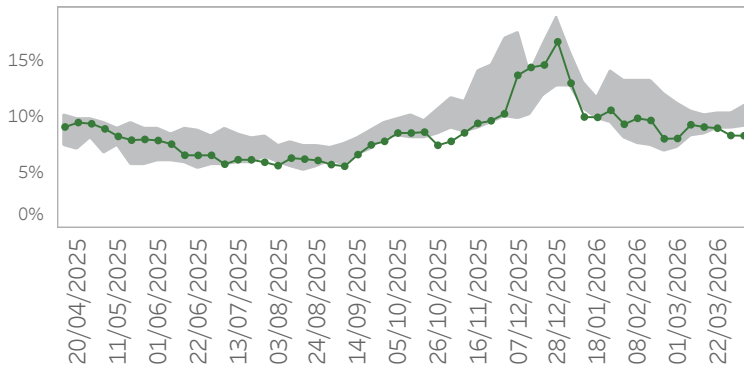
ATS della Montagna



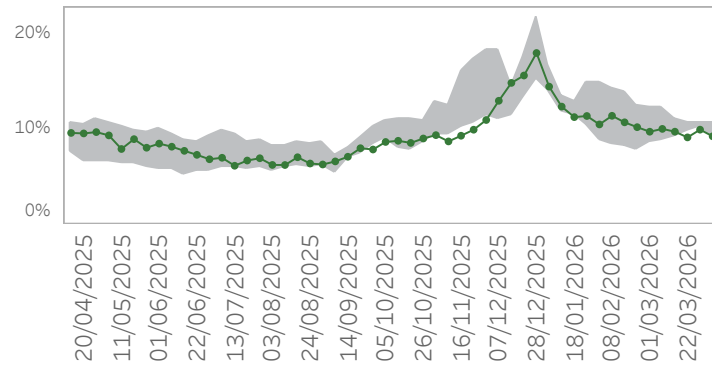
ATS della Brianza



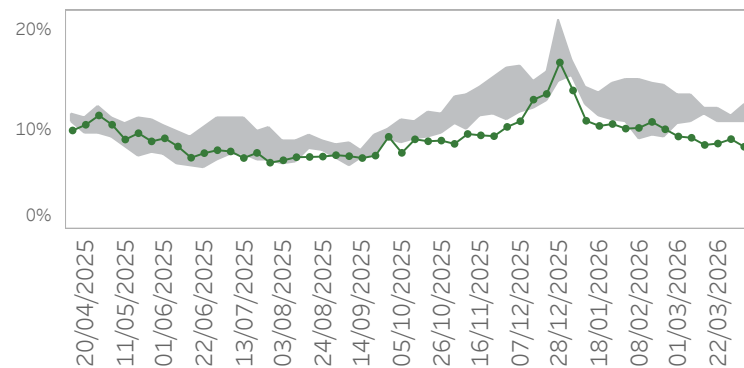
ATS di Bergamo



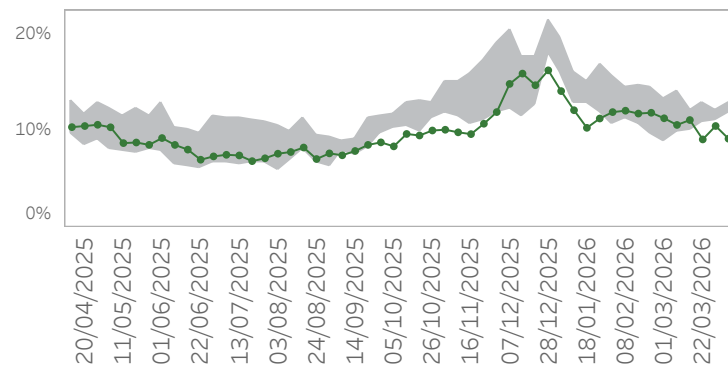
ATS di Brescia



ATS della Val Padana



ATS di Pavia

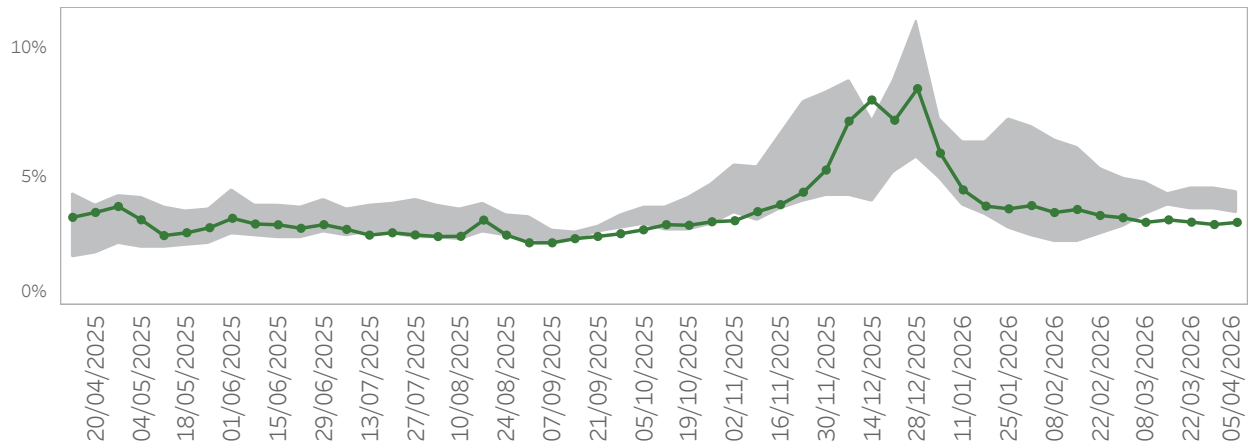


Ultimo giorno di analisi: 05/04/2026

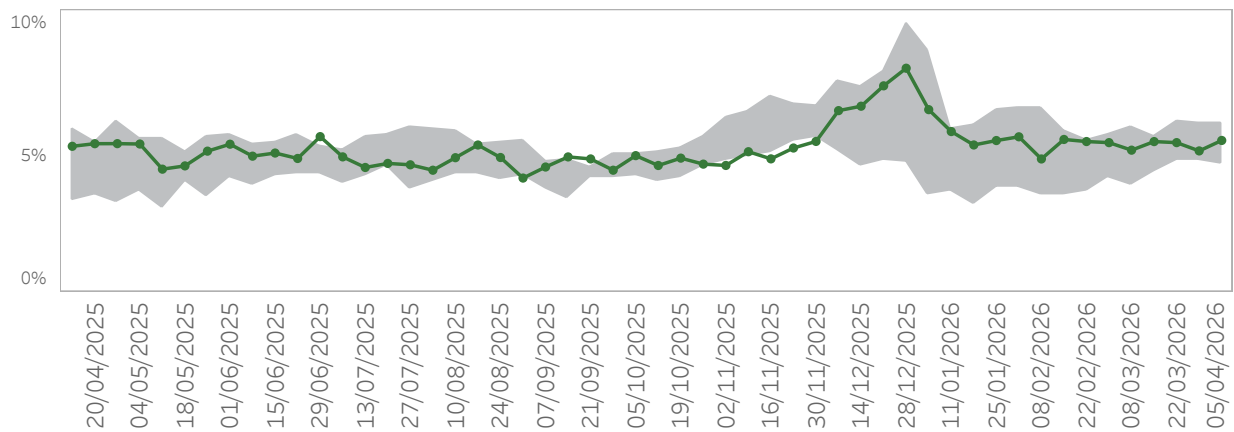
% Accessi per ATS con SINDROMI RESPIRATORIE

ATS	Settimana	2022	2023	2024	2025	2026
ATS DELLA CITTA' METROPOLITANA DI MILANO	9	9,34%	12,47%	10,86%	11,96%	9,80%
	10	9,41%	11,86%	11,05%	11,11%	9,89%
	11	11,08%	11,67%	10,87%	10,44%	9,95%
	12	12,59%	11,56%	11,09%	10,18%	9,63%
	13	13,18%	11,30%	11,18%	10,38%	9,03%
	14	11,43%	11,66%	10,83%	10,05%	9,27%
ATS DELL'INSUBRIA	9	8,06%	10,66%	10,58%	11,14%	8,83%
	10	8,82%	11,20%	10,42%	10,04%	8,62%
	11	9,46%	10,86%	10,15%	10,50%	8,48%
	12	10,68%	10,85%	10,11%	9,69%	8,65%
	13	11,63%	10,93%	10,88%	8,72%	7,72%
	14	10,75%	10,46%	9,73%	8,73%	7,99%
ATS DELLA MONTAGNA	9	8,16%	11,69%	11,25%	11,65%	9,01%
	10	9,36%	11,29%	11,55%	10,95%	9,05%
	11	10,50%	9,84%	10,77%	11,98%	9,63%
	12	10,63%	10,65%	11,37%	11,82%	8,83%
	13	12,11%	9,97%	11,23%	11,25%	8,36%
	14	10,46%	10,37%	11,27%	10,01%	9,63%
ATS DELLA BRIANZA	9	7,30%	10,66%	10,10%	12,56%	9,69%
	10	7,60%	10,06%	10,60%	12,04%	10,03%
	11	9,24%	9,82%	9,72%	11,28%	10,26%
	12	9,75%	10,00%	10,83%	9,97%	9,49%
	13	10,49%	10,49%	10,48%	10,52%	9,02%
	14	9,72%	11,00%	10,31%	10,68%	9,05%
ATS DI BERGAMO	9	7,21%	10,73%	10,57%	11,12%	8,05%
	10	8,27%	10,46%	9,59%	10,01%	9,28%
	11	8,45%	9,40%	10,18%	10,12%	9,08%
	12	8,98%	10,11%	9,68%	10,25%	8,97%
	13	10,38%	10,35%	9,89%	9,00%	8,32%
	14	9,08%	11,07%	9,89%	9,13%	8,30%
ATS DI BRESCIA	9	8,69%	10,80%	10,60%	12,29%	9,69%
	10	8,75%	10,91%	9,96%	12,20%	9,99%
	11	9,19%	11,08%	10,33%	10,77%	9,70%
	12	9,83%	10,56%	10,46%	10,20%	9,10%
	13	10,57%	10,28%	10,52%	10,13%	9,91%
	14	9,95%	10,28%	10,51%	9,20%	9,22%
ATS DELLA VAL PADANA	9	10,48%	11,97%	10,81%	13,46%	9,32%
	10	10,81%	12,44%	12,18%	13,40%	9,19%
	11	11,75%	11,46%	11,45%	12,18%	8,48%
	12	10,99%	10,86%	10,80%	12,09%	8,62%
	13	11,34%	10,92%	11,13%	10,82%	9,06%
	14	12,43%	11,41%	11,33%	10,76%	8,29%
ATS DI PAVIA	9	8,88%	13,30%	12,24%	12,16%	11,29%
	10	9,85%	14,02%	12,34%	11,61%	10,60%
	11	12,12%	11,50%	11,30%	10,11%	11,11%
	12	12,82%	12,45%	11,76%	10,88%	9,11%
	13	11,73%	12,01%	12,01%	11,10%	10,49%
	14	11,83%	12,29%	12,80%	11,93%	9,18%

Ultimo giorno di analisi: 05/04/2026

% Accessi in Pronto Soccorso con ILI

Settimana	2022	2023	2024	2025	2026
9	3,06%	4,78%	3,84%	4,95%	3,41%
10	3,50%	4,76%	4,04%	4,55%	3,23%
11	3,91%	4,35%	4,10%	3,94%	3,32%
12	4,56%	4,37%	4,14%	3,73%	3,24%
13	4,52%	4,42%	4,24%	3,70%	3,14%
14	4,43%	4,33%	4,24%	3,60%	3,23%

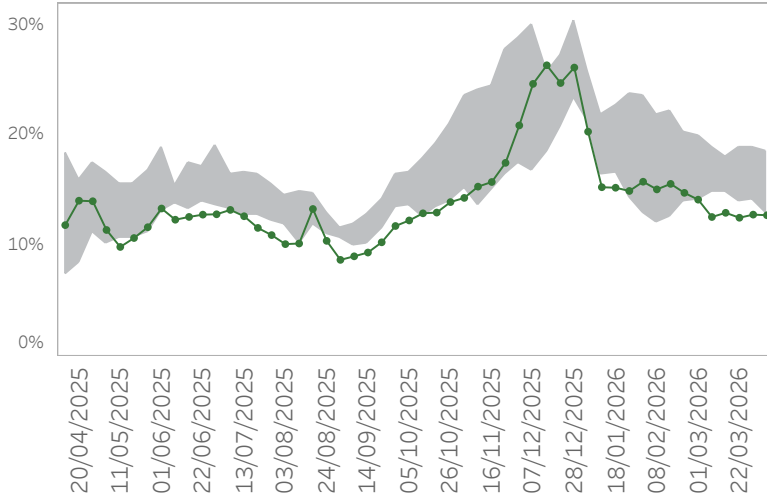
% di Ricoverati da Pronto Soccorso con ILI

Settimana	2022	2023	2024	2025	2026
9	4,22%	5,59%	5,46%	5,78%	5,52%
10	3,98%	5,67%	6,11%	5,94%	5,24%
11	4,49%	5,21%	5,65%	5,76%	5,55%
12	4,86%	5,49%	6,29%	5,19%	5,52%
13	4,85%	5,39%	6,22%	5,79%	5,21%
14	4,73%	4,76%	6,21%	5,81%	5,60%

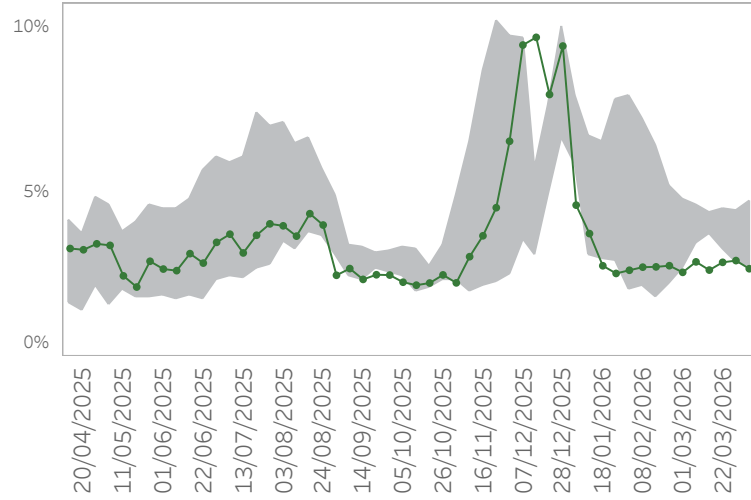
Ultimo giorno di analisi: 05/04/2026

% Accessi per fascia d'età con ILI

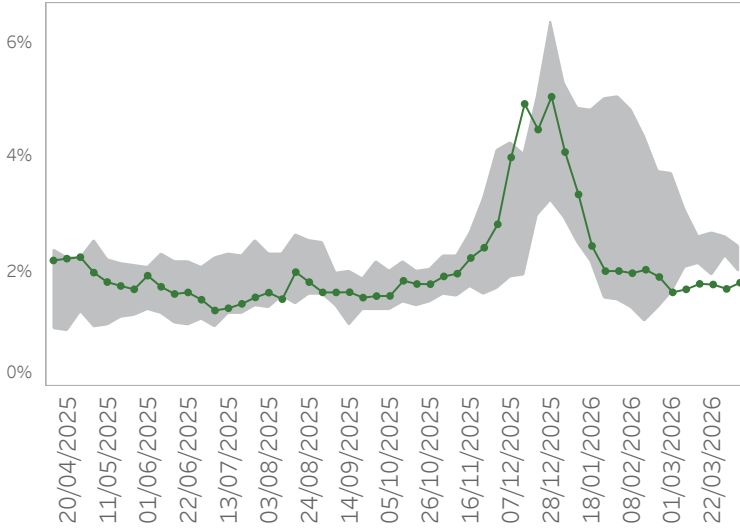
0-9



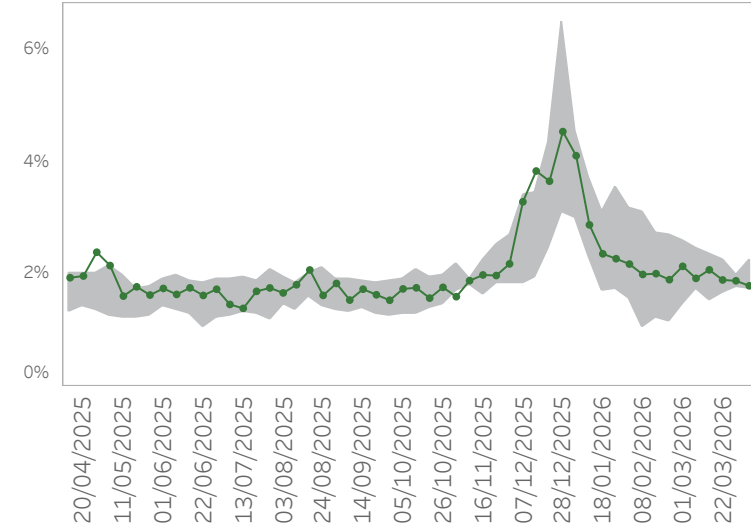
10-19



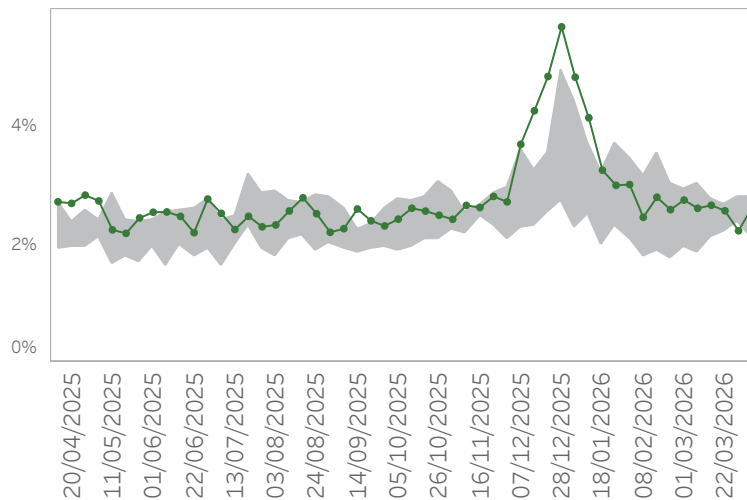
20-49



50-70



70+



Ultimo giorno di analisi: 05/04/2026

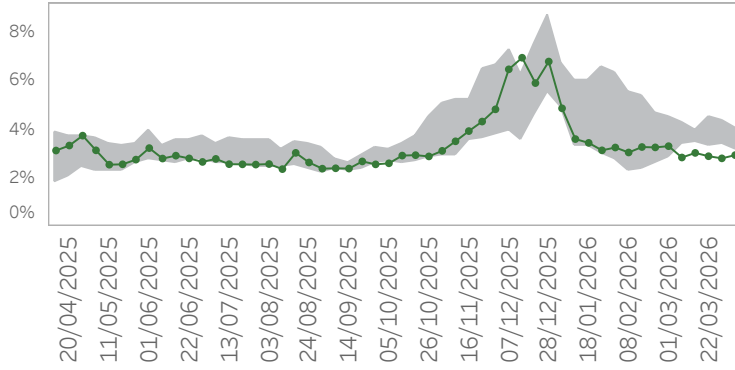
% Accessi per fascia d'età con ILI

Fascia d'età	Settimana	2022	2023	2024	2025	2026
0-9	9	14,24%	19,85%	15,35%	17,81%	14,18%
	10	14,84%	18,81%	16,30%	16,68%	12,62%
	11	15,83%	18,06%	16,06%	14,97%	13,00%
	12	18,24%	18,80%	16,31%	14,09%	12,55%
	13	18,41%	18,79%	16,75%	14,17%	12,83%
	14	18,26%	18,44%	15,89%	12,93%	12,78%
10-19	9	2,68%	3,54%	3,87%	4,75%	2,55%
	10	3,44%	4,09%	3,79%	4,60%	2,87%
	11	4,11%	3,72%	4,38%	3,69%	2,62%
	12	4,45%	3,25%	3,99%	3,40%	2,86%
	13	4,27%	3,37%	4,42%	2,83%	2,91%
	14	3,61%	4,20%	4,68%	2,74%	2,66%
20-49	9	1,63%	2,74%	2,02%	3,70%	1,65%
	10	2,25%	2,55%	2,08%	3,08%	1,70%
	11	2,24%	2,39%	2,14%	2,62%	1,79%
	12	2,66%	2,30%	1,95%	2,29%	1,78%
	13	2,61%	2,26%	2,35%	2,35%	1,71%
	14	2,43%	2,02%	2,33%	2,22%	1,81%
50-70	9	1,47%	1,92%	1,65%	2,58%	2,14%
	10	1,73%	2,10%	1,93%	2,44%	1,93%
	11	1,66%	1,52%	1,88%	2,34%	2,08%
	12	1,85%	1,67%	1,97%	2,26%	1,90%
	13	1,84%	1,77%	1,96%	1,98%	1,88%
	14	1,90%	1,73%	1,93%	2,23%	1,79%
70+	9	1,94%	2,31%	2,42%	2,94%	2,75%
	10	1,85%	2,73%	2,42%	3,02%	2,61%
	11	2,23%	2,10%	2,14%	2,78%	2,66%
	12	2,22%	2,29%	2,57%	2,67%	2,57%
	13	2,42%	2,39%	2,40%	2,79%	2,23%
	14	2,31%	2,13%	2,51%	2,79%	2,63%

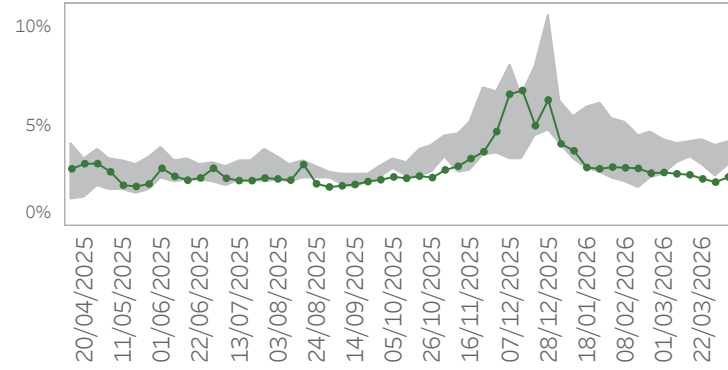
Ultimo giorno di analisi: **05/04/2026**

% Accessi per ATS con ILI

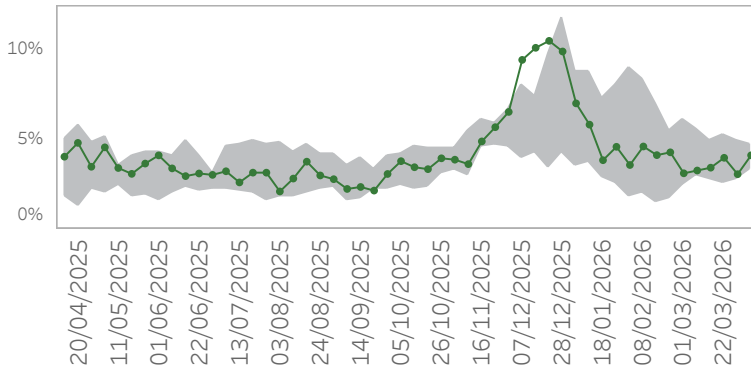
ATS della città Metropolitana di Milano



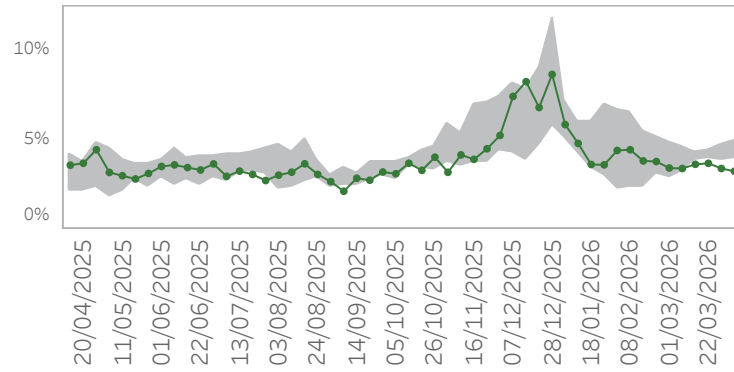
ATS dell'Insubria



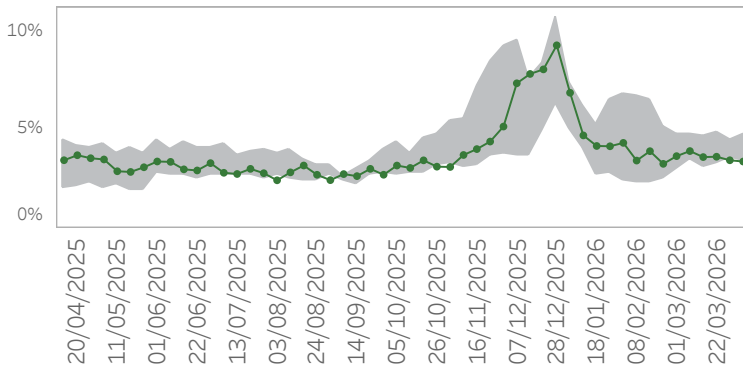
ATS della Montagna



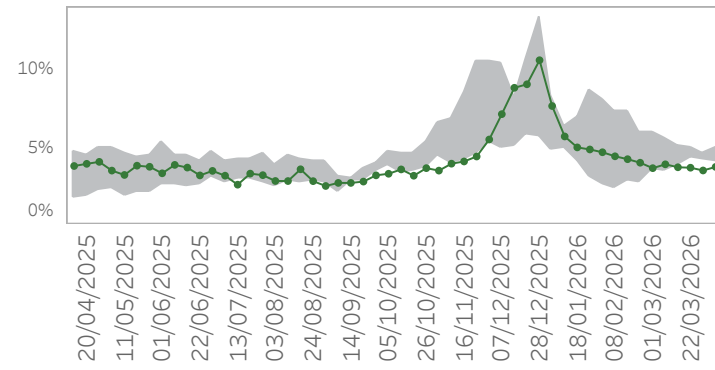
ATS della Brianza



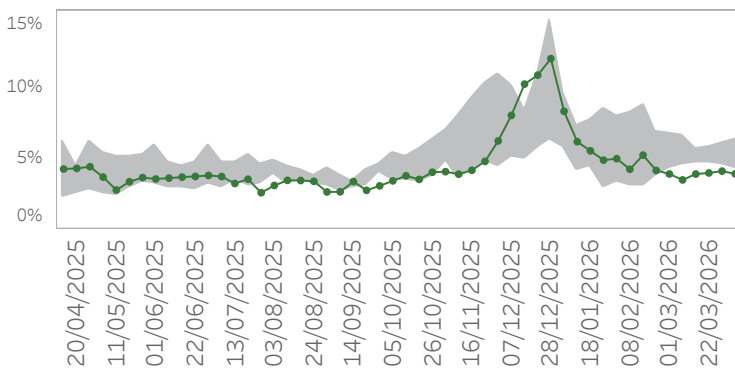
ATS di Bergamo



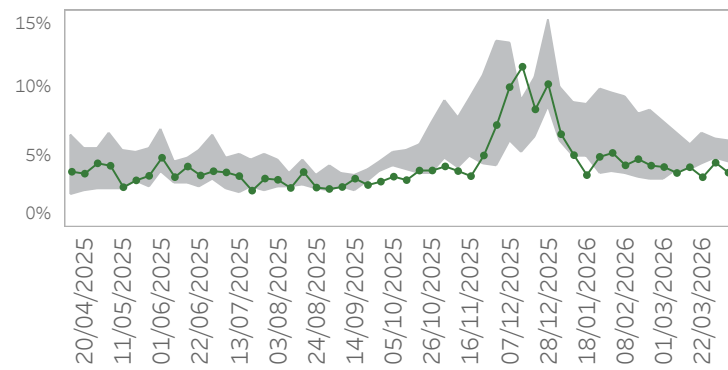
ATS di Brescia



ATS della Val Padana



ATS di Pavia

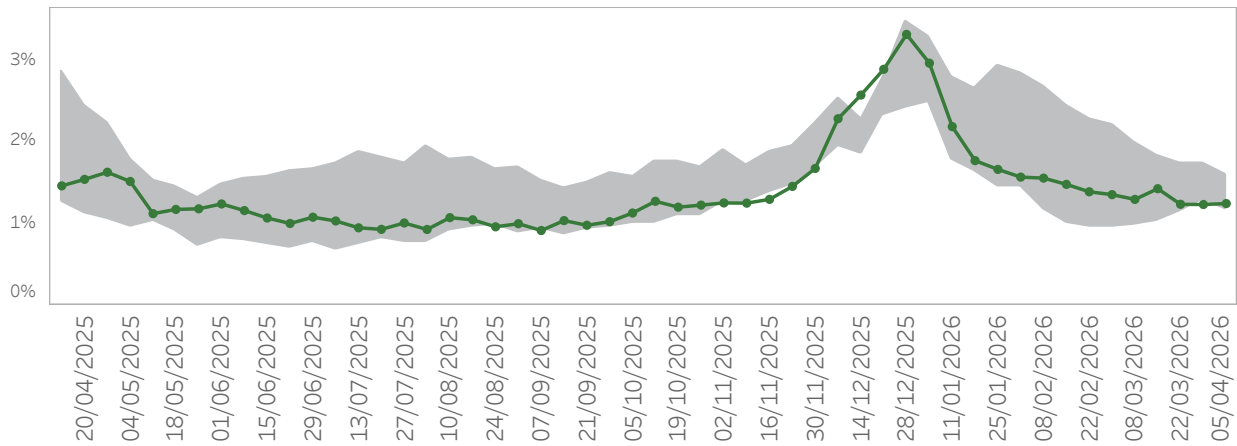


Ultimo giorno di analisi: 05/04/2026

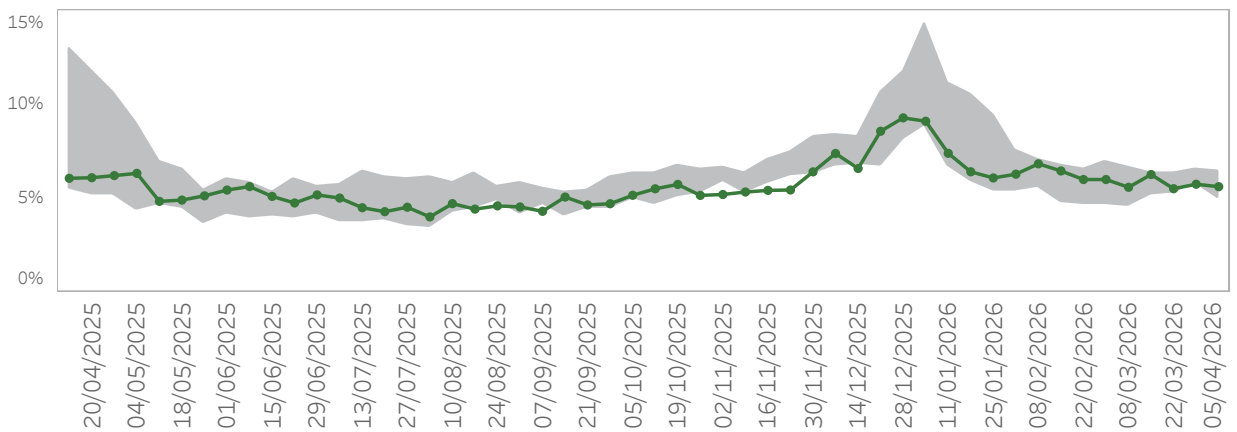
% Accessi per ATS con ILI

ATS	Settimana	2022	2023	2024	2025	2026
ATS DELLA CITTA' METROPOLITANA DI MILANO	9	2,84%	4,29%	3,45%	4,54%	3,32%
	10	3,42%	4,26%	3,70%	4,00%	2,85%
	11	3,94%	3,78%	3,76%	3,49%	3,04%
	12	4,54%	3,69%	3,81%	3,35%	2,90%
	13	4,34%	4,08%	3,92%	3,44%	2,81%
	14	4,05%	3,47%	3,73%	3,19%	2,95%
ATS DELL'INSUBRIA	9	2,59%	4,28%	3,28%	3,61%	2,70%
	10	3,19%	4,15%	3,36%	3,69%	2,63%
	11	3,56%	4,21%	3,70%	3,48%	2,58%
	12	4,33%	4,29%	3,67%	3,07%	2,38%
	13	3,86%	4,05%	3,84%	2,52%	2,22%
	14	4,19%	4,04%	3,65%	3,11%	2,47%
ATS DELLA MONTAGNA	9	2,39%	4,21%	3,78%	6,05%	3,09%
	10	2,92%	3,75%	4,89%	5,56%	3,24%
	11	2,77%	3,18%	4,83%	4,93%	3,40%
	12	3,38%	2,50%	4,62%	5,22%	3,94%
	13	3,99%	2,77%	4,92%	4,83%	3,04%
	14	3,31%	3,59%	4,65%	4,36%	4,08%
ATS DELLA BRIANZA	9	2,89%	4,50%	3,90%	4,78%	3,37%
	10	3,22%	4,59%	4,34%	4,37%	3,34%
	11	4,16%	3,83%	4,26%	3,98%	3,58%
	12	3,99%	4,37%	4,35%	3,92%	3,63%
	13	4,61%	4,04%	4,24%	3,81%	3,34%
	14	4,74%	4,84%	4,73%	3,96%	3,19%
ATS DI BERGAMO	9	2,96%	4,69%	4,20%	4,72%	3,65%
	10	3,51%	4,78%	3,52%	4,08%	3,90%
	11	3,06%	4,60%	3,86%	3,86%	3,60%
	12	3,90%	4,83%	3,68%	3,28%	3,62%
	13	4,47%	4,36%	4,16%	3,58%	3,44%
	14	4,53%	4,70%	3,74%	3,34%	3,37%
ATS DI BRESCIA	9	3,55%	5,01%	4,61%	5,90%	3,64%
	10	3,49%	5,17%	4,38%	5,57%	3,89%
	11	3,89%	5,08%	4,43%	4,76%	3,70%
	12	4,51%	4,75%	4,93%	4,30%	3,67%
	13	4,45%	4,63%	4,59%	4,20%	3,49%
	14	4,32%	4,40%	4,90%	4,05%	3,72%
ATS DELLA VAL PADANA	9	4,39%	6,26%	4,35%	6,82%	3,93%
	10	4,56%	6,60%	4,88%	6,61%	3,51%
	11	4,69%	5,67%	4,82%	4,91%	3,92%
	12	5,89%	5,69%	4,96%	4,72%	4,00%
	13	5,59%	6,17%	4,58%	4,72%	4,13%
	14	5,69%	6,38%	5,35%	4,33%	3,94%
ATS DI PAVIA	9	3,43%	7,52%	4,45%	5,78%	4,32%
	10	4,08%	6,70%	5,67%	5,52%	3,90%
	11	5,35%	5,92%	5,24%	4,07%	4,31%
	12	6,73%	6,42%	4,54%	4,51%	3,60%
	13	6,09%	6,23%	5,79%	4,95%	4,63%
	14	5,90%	6,19%	5,62%	4,69%	3,92%

Ultimo giorno di analisi: 05/04/2026

% Accessi in Pronto Soccorso con POLMONITI

Settimana	2022	2023	2024	2025	2026
9	0,96%	1,44%	1,32%	2,19%	1,35%
10	0,98%	1,42%	1,40%	1,98%	1,29%
11	1,03%	1,32%	1,42%	1,82%	1,42%
12	1,15%	1,28%	1,45%	1,73%	1,23%
13	1,28%	1,32%	1,53%	1,72%	1,23%
14	1,17%	1,24%	1,52%	1,60%	1,24%

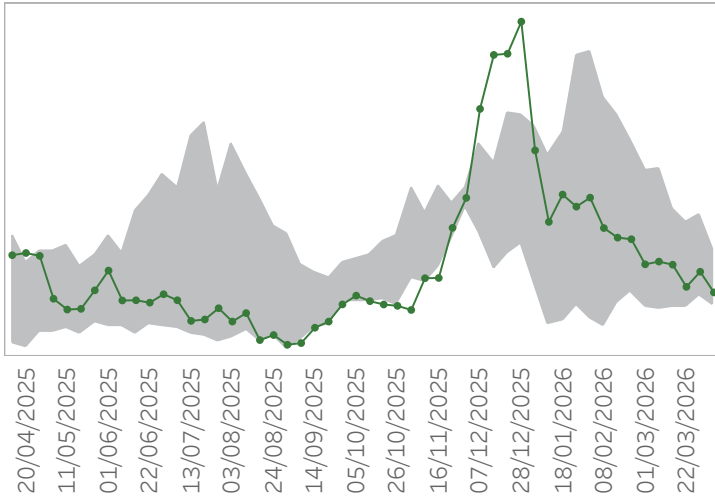
% di Ricoverati da Pronto Soccorso con POLMONITI

Settimana	2022	2023	2024	2025	2026
9	4,71%	5,89%	5,38%	6,95%	6,00%
10	4,58%	5,71%	5,86%	6,61%	5,59%
11	5,18%	5,64%	5,82%	6,33%	6,27%
12	5,33%	5,89%	6,29%	6,33%	5,52%
13	5,85%	5,90%	6,02%	6,58%	5,75%
14	4,98%	5,59%	5,84%	6,41%	5,62%

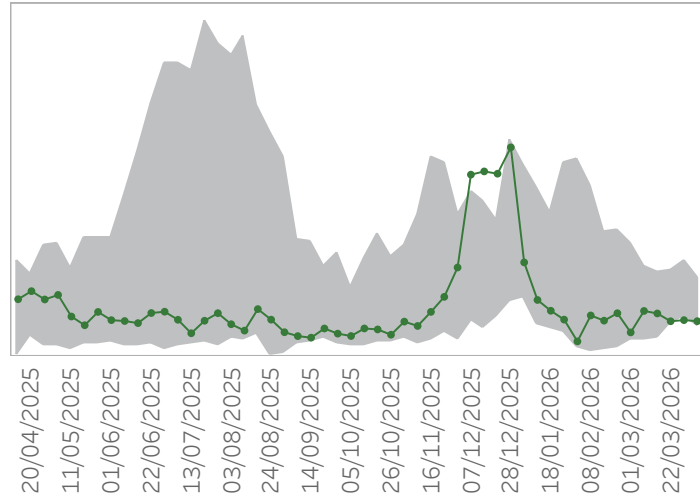
Ultimo giorno di analisi: 05/04/2026

% Accessi per fascia d'età con POLMONITI

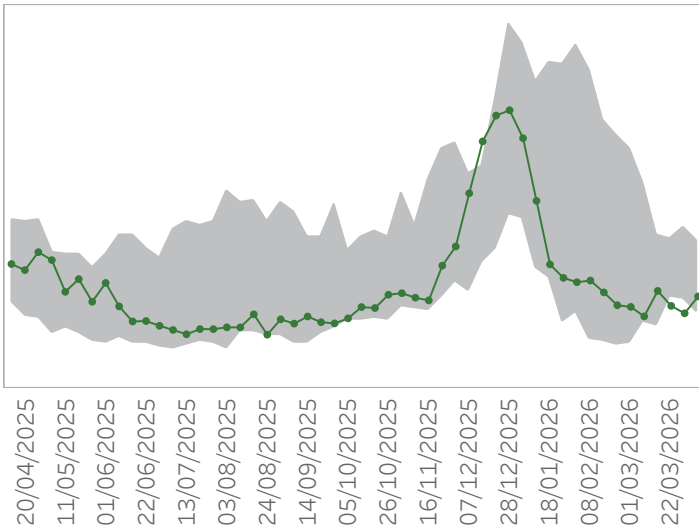
0-9



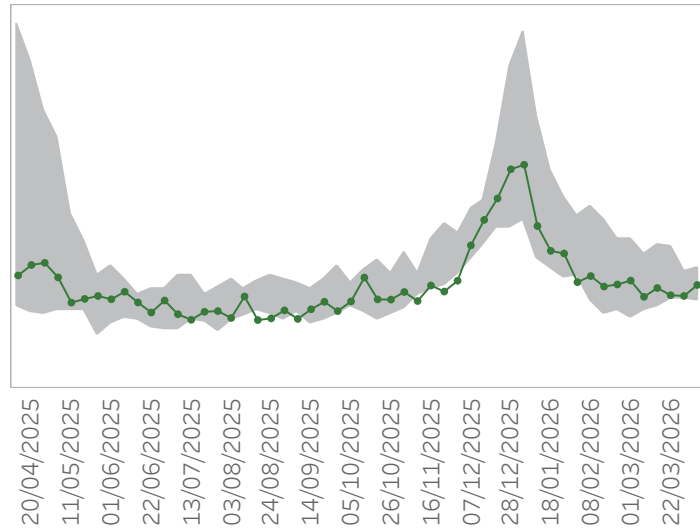
10-19



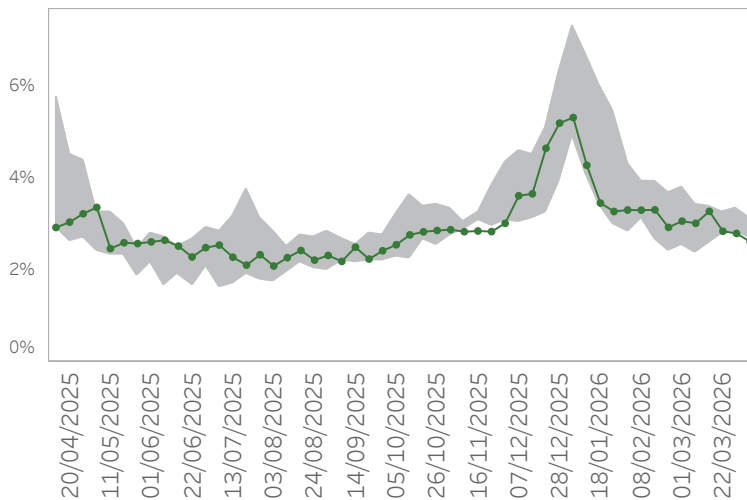
20-49



50-70



70+



Ultimo giorno di analisi: 05/04/2026

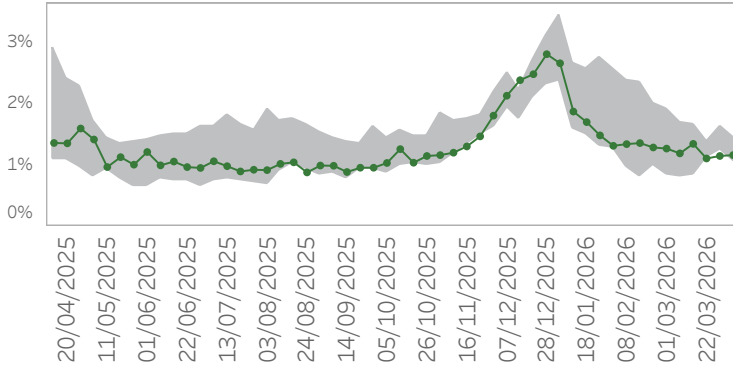
% Accessi per fascia d'età con POLMONITI

Fascia d'età	Settimana	2022	2023	2024	2025	2026
0-9	9	0,73%	1,64%	1,61%	2,72%	1,36%
	10	0,70%	1,42%	1,67%	2,76%	1,40%
	11	0,74%	1,31%	1,66%	2,18%	1,35%
	12	0,74%	1,34%	1,80%	1,97%	1,03%
	13	0,91%	1,34%	2,01%	2,07%	1,25%
	14	0,77%	1,03%	1,59%	1,57%	0,95%
10-19	9	0,18%	0,35%	0,67%	1,15%	0,25%
	10	0,18%	0,47%	0,57%	0,91%	0,47%
	11	0,19%	0,53%	0,85%	0,87%	0,44%
	12	0,38%	0,35%	0,88%	0,70%	0,36%
	13	0,44%	0,41%	0,98%	0,62%	0,37%
	14	0,32%	0,37%	0,81%	0,79%	0,36%
20-49	9	0,28%	0,69%	0,59%	1,48%	0,50%
	10	0,41%	0,61%	0,69%	1,26%	0,45%
	11	0,39%	0,65%	0,74%	0,95%	0,60%
	12	0,57%	0,61%	0,73%	0,92%	0,51%
	13	0,55%	0,62%	0,77%	0,99%	0,46%
	14	0,51%	0,47%	0,78%	0,91%	0,57%
50-70	9	0,84%	1,26%	1,20%	1,78%	1,28%
	10	0,93%	1,26%	1,30%	1,60%	1,09%
	11	0,98%	1,06%	1,19%	1,71%	1,20%
	12	1,07%	1,12%	1,25%	1,68%	1,11%
	13	1,07%	1,08%	1,34%	1,38%	1,10%
	14	1,31%	1,05%	1,38%	1,44%	1,23%
70+	9	2,53%	3,13%	2,74%	3,79%	3,06%
	10	2,40%	3,19%	2,88%	3,42%	3,02%
	11	2,58%	2,97%	2,80%	3,38%	3,28%
	12	2,79%	2,79%	2,85%	3,24%	2,84%
	13	3,23%	2,99%	2,84%	3,35%	2,80%
	14	2,73%	2,92%	3,02%	3,13%	2,62%

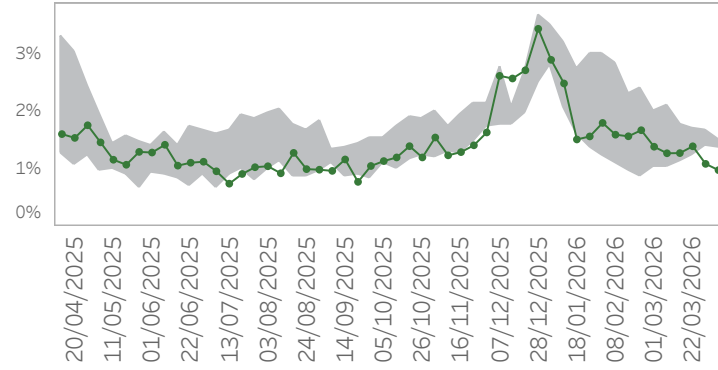
Ultimo giorno di analisi: **05/04/2026**

% Accessi per ATS con POLMONITI

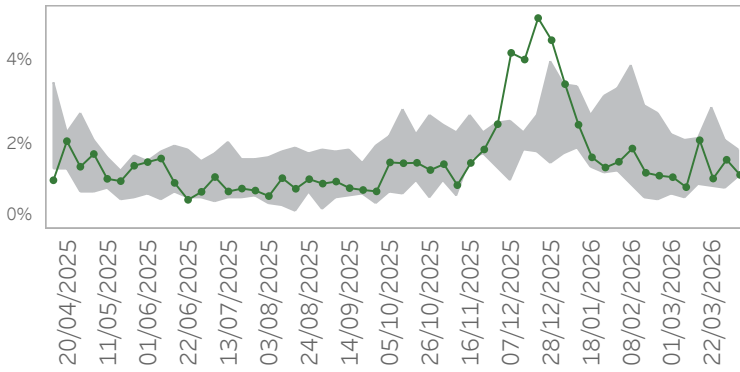
ATS della città Metropolitana di Milano



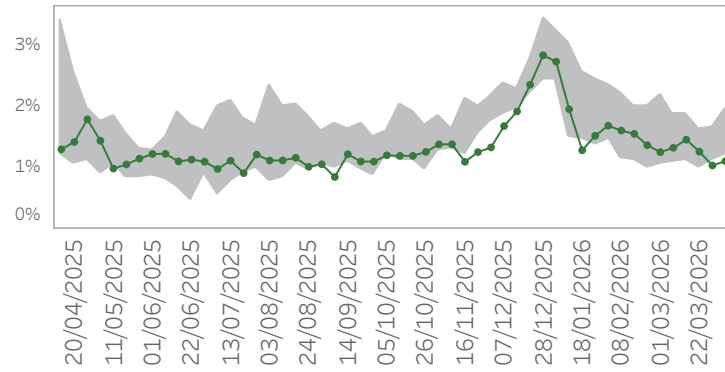
ATS dell'Insubria



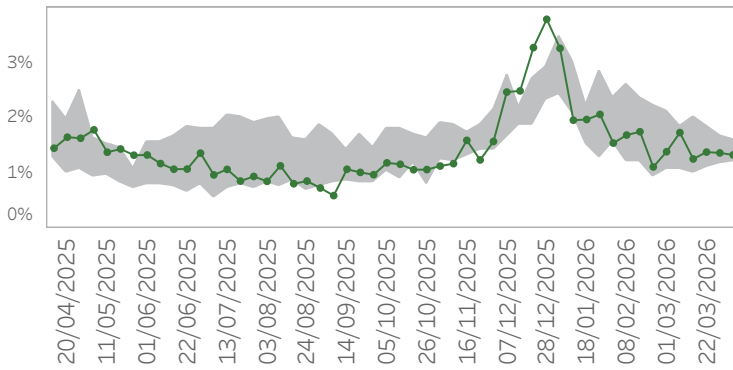
ATS della Montagna



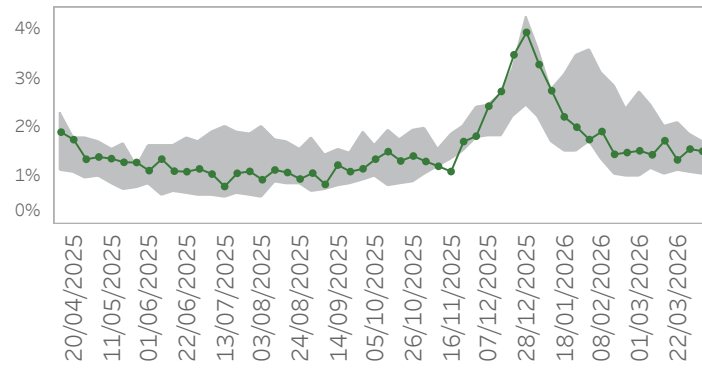
ATS della Brianza



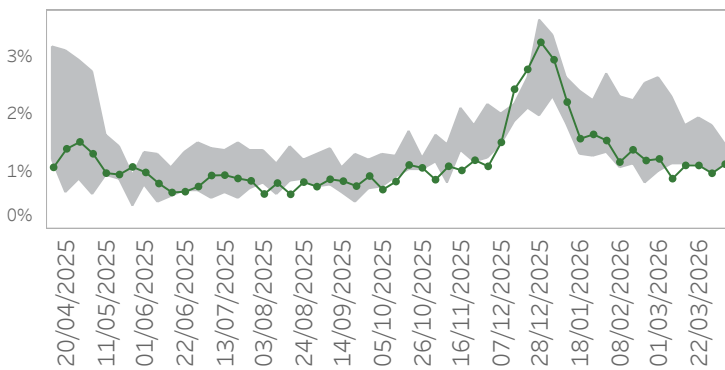
ATS di Bergamo



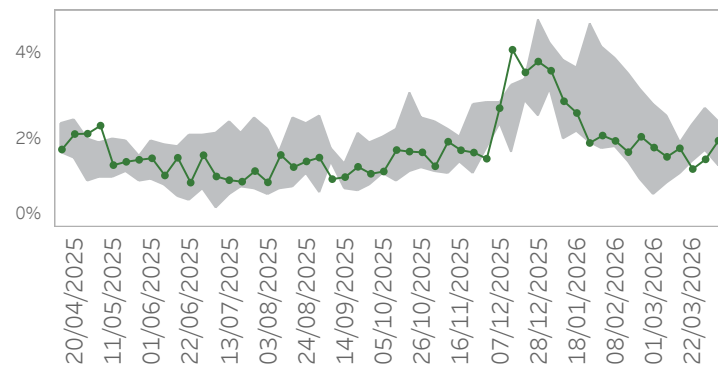
ATS di Brescia



ATS della Val Padana



ATS di Pavia



Ultimo giorno di analisi: 05/04/2026

% Accessi per ATS con POLMONITI

ATS	Settimana	2022	2023	2024	2025	2026
ATS DELLA CITTA' METROPOLITANA DI MILANO	9	0,85%	1,38%	1,34%	1,90%	1,27%
	10	0,81%	1,43%	1,34%	1,68%	1,19%
	11	0,83%	1,40%	1,38%	1,65%	1,34%
	12	1,11%	1,22%	1,37%	1,38%	1,10%
	13	1,26%	1,26%	1,48%	1,61%	1,15%
	14	1,06%	1,11%	1,36%	1,42%	1,16%
ATS DELL'INSUBRIA	9	1,02%	1,40%	1,29%	2,01%	1,39%
	10	1,05%	1,63%	1,36%	2,09%	1,27%
	11	1,20%	1,60%	1,15%	1,78%	1,27%
	12	1,24%	1,26%	1,40%	1,70%	1,39%
	13	1,58%	1,43%	1,68%	1,41%	1,09%
	14	1,35%	1,41%	1,51%	1,48%	0,98%
ATS DELLA MONTAGNA	9	0,81%	1,81%	1,34%	2,26%	1,23%
	10	0,74%	1,85%	1,78%	2,08%	1,00%
	11	1,34%	1,05%	1,73%	2,13%	2,11%
	12	1,00%	1,65%	2,33%	2,87%	1,20%
	13	1,14%	0,97%	1,17%	2,11%	1,65%
	14	1,48%	1,24%	1,55%	1,87%	1,29%
ATS DELLA BRIANZA	9	1,06%	1,48%	1,34%	2,18%	1,25%
	10	1,09%	1,26%	1,52%	1,87%	1,32%
	11	1,16%	1,11%	1,35%	1,87%	1,46%
	12	1,01%	1,21%	1,36%	1,64%	1,26%
	13	1,37%	1,12%	1,65%	1,67%	1,04%
	14	1,21%	1,25%	1,77%	1,97%	1,11%
ATS DI BERGAMO	9	1,06%	1,29%	1,21%	2,11%	1,39%
	10	1,08%	1,19%	1,30%	1,86%	1,74%
	11	1,00%	1,07%	1,54%	2,02%	1,26%
	12	1,12%	1,45%	1,43%	1,83%	1,38%
	13	1,17%	1,43%	1,49%	1,68%	1,37%
	14	1,21%	1,53%	1,53%	1,59%	1,33%
ATS DI BRESCIA	9	1,00%	1,48%	1,34%	2,72%	1,51%
	10	1,16%	1,16%	1,33%	2,46%	1,43%
	11	1,03%	1,34%	1,60%	2,01%	1,72%
	12	1,11%	1,26%	1,62%	2,10%	1,33%
	13	1,07%	1,23%	1,48%	1,85%	1,55%
	14	1,02%	1,07%	1,51%	1,71%	1,51%
ATS DELLA VAL PADANA	9	1,22%	1,41%	0,99%	2,63%	1,22%
	10	1,14%	1,48%	1,13%	2,29%	0,88%
	11	1,23%	1,13%	1,36%	1,78%	1,11%
	12	1,26%	1,12%	1,29%	1,91%	1,11%
	13	0,98%	1,39%	1,36%	1,80%	0,98%
	14	1,13%	1,31%	1,45%	1,33%	1,13%
ATS DI PAVIA	9	0,76%	1,89%	1,83%	2,81%	1,83%
	10	1,02%	1,81%	2,23%	2,56%	1,62%
	11	1,23%	1,29%	1,68%	1,93%	1,81%
	12	1,65%	1,48%	1,67%	2,31%	1,34%
	13	1,74%	1,95%	2,12%	2,72%	1,56%
	14	1,64%	1,41%	2,25%	2,42%	1,99%